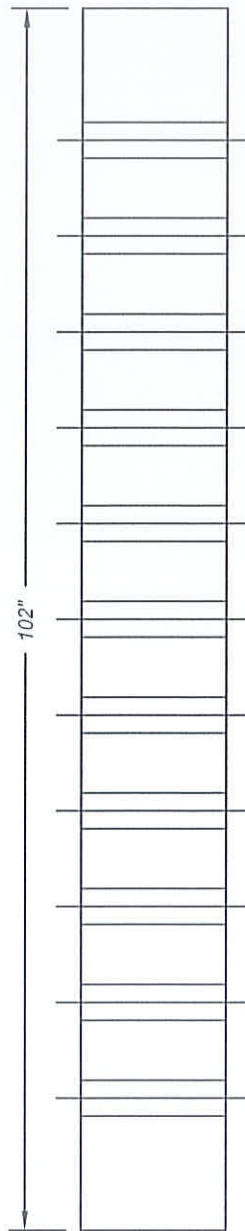
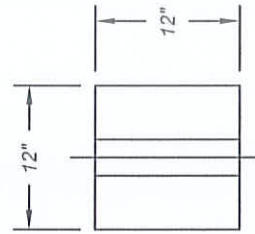


PLAN VIEW






ELEVATION VIEW



SIDE VIEW

NOTE: THIS STANDARD PLAN WAS REVIEWED AND APPROVED BY THE COMMUNITY DEVELOPMENT DEPARTMENT, PLANNING AND BUILDING AND SAFETY DIVISIONS, ON 11-02-2009. COPY OF THE STAMP APPROVED STANDARD IS ON FILE WITH THE CAPITAL PROJECTS DIVISION.

NOT TO SCALE

	RECOMMENDED:  DIVISION MANAGER DATE 11/31/14	CITY OF MORENO VALLEY PARKS AND COMMUNITY SERVICES DEPARTMENT	
	APPROVED:  PUBLIC WORKS DIRECTOR / DATE 1/29/14 CITY ENGINEER	CONSTRUCTION PLAN SIGN BASE (12" W. x 102" L.)	
			SHEET 3 OF 4