



Report to City Council

TO: Mayor and City Council
Mayor and City Council Acting in its Capacity as
President and Members of the Board of Directors of
the Moreno Valley Community Services District (CSD)
Mayor and City Council Acting in its Capacity as
Chairman and Commissioners of the Moreno Valley
Housing Authority (HA)
Mayor and City Council Moreno Valley Community
Foundation (MVCF)
Mayor and City Council Acting in its Capacity as
Members of the Moreno Valley Successor Agency (SA)

FROM: Dena Heald, Chief Financial Officer/City Treasurer

AGENDA DATE: June 17, 2025

TITLE: FISCAL YEAR 2024/25 THIRD QUARTER OPERATING
& CIP BUDGET REVIEW AND APPROVAL OF THE
THIRD QUARTER OPERATING & CIP BUDGET
AMENDMENTS (REPORT OF: FINANCIAL &
MANAGEMENT SERVICES) (ALL DISTRICTS)

TITLE SUMMARY: Fiscal Year 2024/25 Third Quarter Operating & CIP Budget
Review And Approval Of The Third Quarter Operating & CIP
Budget Amendments

DISTRICT: All Districts

Recommendation(s)

That the City Council:

1. Receive and file the Fiscal Year (FY) 2024/25 Third Quarter Operating Budget Review.
2. Receive and file the Fiscal Year (FY) 2024/25 Third Quarter CIP Budget Review.

3. Adopt Resolution No. 2025-XX. A resolution of the City Council of the City of Moreno Valley, California, adopting the revised operating and CIP budgets for Fiscal Year 2024/25.

4. Approve the Moreno Valley Community Foundation Budget.

That the CSD:

1. Adopt Resolution No. CSD 2025-XX. A resolution of the City Council of the City of Moreno Valley, California, adopting the revised operating and CIP budgets for Fiscal Year 2024/25.

That the Housing Authority:

1. Adopt Resolution No. HA 2025-XX. A resolution of the City Council of the City of Moreno Valley, California, adopting the revised operating and CIP budgets for Fiscal Year 2024/25.

That the Moreno Valley Community Foundation:

1. Adopt Resolution No. MVCF 2025-XX. A resolution of the City Council of the City of Moreno Valley, California, adopting the revised operating and CIP budgets for Fiscal Year 2024/25.

That the City Council as Successor Agency:

1. Adopt Resolution No. SA 2025-XX. A resolution of the City Council of the City of Moreno Valley, California, adopting the revised operating and CIP budgets for Fiscal Year 2024/25.

SUMMARY

This report provides the Third Quarter Financial Summary (Operating and CIP Budget Reviews), which updates the Mayor and City Council regarding current year financial trends through March 31, 2025. This report also requests the approval of certain FY 2024/25 revenue and expenditure budget amendments.

DISCUSSION

Based on a long-term practice of maintaining a structurally balanced budget and being identified as one of the most fiscally fit cities in the Country, on May 2, 2023, the City Council continued this trend and adopted the Two-Year Operating Budget for Fiscal Years 2023/24 – 2024/25, while adhering to those past practices. Additionally, as established after the last recession, the budget continues to fund and maintain separate reserves specifically established for periods of economic uncertainty or natural disasters. The

budget included all component units of the City, including the General Fund, Community Services District, Housing Authority, Successor Agency, and the Moreno Valley Community Foundation. During the two-year budget period, the City Council will be updated of the City's financial condition through the process of Quarterly Budget Reviews. This ongoing process ensures a forum to review expenditure and revenue changes from the estimates made in the budget document. Additionally, any significant changes in projected revenue or unanticipated expenditures that may occur will be presented to the City Council.

This report provides the FY 2024/25 Third Quarter Financial Summary for July thru March. The Third Quarter Financial Summary will focus primarily on the City's General Fund. This review will also present three-month operational results from other key funds.

The City Council's direction of "Maintain a Balanced General Fund Budget" serves as a foundation for the fiscal status of City operations. Ongoing funding is directed to sustain ongoing operational expenses; one-time funding is directed toward one-time expenditures. This report identifies the budget adjustments as recommended by the City Manager.

FISCAL YEAR 2024/25 THIRD QUARTER REVIEW:

This Third Quarter Report updates the Mayor and City Council regarding current year financial trends and provides the opportunity for the City Council to review the recommended actions as they relate to revenues and expenditures.

General Fund Revenue Update

Revenue receipts do not follow an even schedule. Although 75% of the fiscal year has elapsed, based on historic trends revenues are estimated to be at approximately 64% of the budgeted amount. Actual revenues received are currently 65% of the budget. As the FY 2024/25 revenue estimates were developed prior to the adoption of the budget on May 2, 2023, the revenue estimates may require adjustments based on the FY 2024/25 actuals and revised projections throughout the year. Although there will be variances in some of the amounts budgeted, the total is expected to remain within 1% of the amended budget for the year. It should be noted that the lag in timing of revenue receipts helps illustrate the need for an operating cash reserve throughout each fiscal year.

FISCAL YEAR 2024/25 BUDGET ADJUSTMENTS

The FY 2024/25 General Fund revenue budget, as amended, totals approximately \$160.5 million. Based on economic activity and revenue collections through March 2025, staff is recommending a Third Quarter budget increase of \$1,089,385, to approximately \$161.6 million.

The FY 2024/25 General Fund expenditures budget as currently amended totals approximately \$161.1 million. The recommended Third Quarter budget amendments increase expenditures by \$441,426 to approximately \$161.6 million. *The fund continues*

to be structurally balanced, without the use of fund balance for ongoing operations. The specific budget adjustments for the General Fund are summarized in Exhibit A.

| Fund | Type (Rev/Exp) | FY 2024/25 Amended Budget (1) | Proposed Adjustments | FY 2024/25 Amended Budget | Proposed Adjustments (%) |
|--------------|----------------|-------------------------------|----------------------|---------------------------|--------------------------|
| General Fund | Rev | \$160,501,197 | \$1,089,385 | \$161,590,582 | <1% |
| General Fund | Exp | \$161,144,480 | \$441,426 | \$161,585,906 | <1% |
| | Net Total | (\$643,283) | \$647,959 | \$4,676 | |

Summaries of Other Major Funds

The following provides a summary of some of the proposed budget adjustments to other major funds. A complete list of all changes are identified in Exhibit A to the Resolutions.

Capital Improvement Projects (Various Funds)

Budgeting for existing Capital Improvement Projects.

Gas Tax (Fund 2000)

Budgeting for the street maintenance program.

ALTERNATIVES

1. Approve Recommended Actions as set forth in this staff report, including the approval of the budget adjustments, as presented in Exhibit A. The approval of these items will allow ongoing activities to be carried out in the current fiscal year and the City is able to modify budgets and operations as necessary through this quarterly review, while retaining a structurally balanced General Fund budget. Staff recommends this alternative.
2. Do not approve proposed Recommended Actions as set forth in this staff report, including the resolutions adopting the budget adjustments to the budget, as presented in Exhibit A. *Staff does not recommend this alternative*

FISCAL IMPACT

The City's Operating and CIP Budgets provide the funding and expenditure plan for all funds. As such, they serve as the City's financial plan for the fiscal year. The fiscal impacts for the proposed budget amendments are identified in Exhibit A.

NOTIFICATION

Publication of the agenda.

PREPARATION OF STAFF REPORT

Prepared By:
Stephanie Cuff
Senior Management Analyst

Concurred By:
Natalia Lopez
Financial Resources Division Manager

Department Head Approval:
Dena Heald
Chief Financial Officer/City Treasurer

Approved by:
Brian Mohan
City Manager

CITY COUNCIL GOALS

Advocacy: Develop cooperative intergovernmental relationships and be a forceful advocate of City policies, objectives, and goals to appropriate external governments, agencies and corporations.

Community Image, Neighborhood Pride and Cleanliness: Promote a sense of community pride and foster an excellent image about our City by developing and executing programs which will result in quality development, enhanced neighborhood preservation efforts, including home rehabilitation and neighborhood restoration.

Positive Environment: Create a positive environment for the development of Moreno Valley's future.

Public Facilities and Capital Projects: Ensure that needed public facilities, roadway improvements, and other infrastructure improvements are constructed and maintained.

Public Safety: Provide a safe and secure environment for people and property in the community, control the number and severity of fire and hazardous material incidents, and provide protection for citizens who live, work and visit the City of Moreno Valley.

Revenue Diversification and Preservation: Develop a variety of City revenue sources and policies to create a stable revenue base and fiscal policies to support essential City services, regardless of economic climate.

CITY COUNCIL STRATEGIC PRIORITIES

- 1. Economic Development**
- 2. Public Safety**
- 3. Library**
- 4. Infrastructure**
- 5. Beautification, Community Engagement, and Quality of Life**
- 6. Youth Programs**

Report Approval Details

| | |
|----------------------|--|
| Document Title: | STAFFREPORT_FMS_FINRES_THIRD_QUARTER_06.17.25.docx |
| Attachments: | <ul style="list-style-type: none">- FY 2024-25 Third Quarter Operating Budget Review.pdf- FY 2024-25 Third Quarter CIP Budget Review.pdf- Moreno Valley Community Foundation Budget.pdf- City Resolution 2025-XX.pdf- CSD Resolution 2025-XX.pdf- HA Resolution 2025-XX.pdf- MVCF Resolution 2025-XX.pdf- SA Resolution 2025-XX.pdf |
| Final Approval Date: | Jun 12, 2025 |

This report and all of its attachments were approved and signed as outlined below:

Natalia Lopez

Dena Heald

Launa Jimenez

Brian Mohan

Patty Rodriguez

**Action Summary
City Council Regular Meeting**

Agenda Number: I.14.

Title: FISCAL YEAR 2024/25 THIRD QUARTER OPERATING & CIP BUDGET REVIEW AND APPROVAL OF THE THIRD QUARTER OPERATING & CIP BUDGET AMENDMENTS (REPORT OF: FINANCIAL AND MANAGEMENT SERVICES) (DISTRICT: ALL DISTRICTS)

Date: June 17, 2025

Moved by: Mayor Pro Tem Baca-Santa Cruz District 1

Seconded by: Councilmember Gonzalez District 3

That the City Council:

1. Receive and file the Fiscal Year (FY) 2024/25 Third Quarter Operating Budget Review.
2. Receive and file the Fiscal Year (FY) 2024/25 Third Quarter CIP Budget Review.
3. Adopt Resolution No. 2025-50. A resolution of the City Council of the City of Moreno Valley, California, adopting the revised operating and CIP budgets for Fiscal Year 2024/25.
4. Approve the Moreno Valley Community Foundation Budget.

That the CSD:

1. Adopt Resolution No. CSD 2025-26. A resolution of the City Council of the City of Moreno Valley, California, adopting the revised operating and CIP budgets for Fiscal Year 2024/25.

That the Housing Authority:

1. Adopt Resolution No. HA 2025-04. A resolution of the City Council of the City of Moreno Valley, California, adopting the revised operating and CIP budgets for Fiscal Year 2024/25.


That the Moreno Valley Community Foundation:

1. Adopt Resolution No. MVCF 2025-04. A resolution of the City Council of the City of Moreno Valley, California, adopting the revised operating and CIP budgets for Fiscal Year 2024/25.

That the City Council as Successor Agency:

1. Adopt Resolution No. SA 2025-04. A resolution of the City Council of the City of Moreno Valley, California, adopting the revised operating and CIP budgets for Fiscal Year 2024/25.

RESULT: Approved



City of Moreno Valley

Fiscal Year 2024/25

Third Quarter Operating Budget Review

TO: Mayor and City Council

FROM: Dena Heald, Chief Financial Officer/City Treasurer

DATE: June 17, 2025

INTRODUCTION

On May 2, 2023, the City Council adopted the Two-Year Operating Budget for Fiscal Years (FY) 2023/24 – 2024/25. During the two-year budget period, the City Council will be kept apprised of the City's financial condition through the process of First Quarter, Mid-Year, and Third Quarter Reviews. This ongoing process ensures a forum to look at expenditure and revenue deviations from the estimates made in the budget document. Additionally, any significant changes in projected revenue or unanticipated expenditure that may occur will be shared with the City Council.

This report provides a review of the unaudited financial results for the Third Quarter of FY 2024/25 (July 2024 – March 2025, 75% of the fiscal year).

CITYWIDE OPERATING EXPENDITURE SUMMARY

The following table contains a summary of the adopted budget, amended budget and expenditures through the Third Quarter. The totals represent each major fund type and component unit of the City.

Table 1. Citywide Operating Expenditures

| | FY 2024/25 Adopted Budget | FY 2024/25 Amended Budget | Actuals as of 3/31/25 (unaudited) | % of Amended Budget |
|-----------------------------------|------------------------------|------------------------------|---|------------------------|
| Fund/Component Unit | | | | |
| General Fund | \$ 155,185,813 | \$ 161,144,480 | \$ 112,482,820 | 69.8% |
| Community Services District (CSD) | 26,129,510 | 30,546,623 | 22,098,724 | 72.3% |
| Successor Agency | 2,400,666 | 2,250,666 | 1,982,901 | 88.1% |
| Housing Fund | - | 250,000 | 128,378 | 51.4% |
| Special Revenue Funds | 39,586,038 | 77,485,482 | 36,862,615 | 47.6% |
| Capital Projects Funds | 17,348,000 | 91,174,022 | 26,040,302 | 28.6% |
| Electric Utility Funds | 46,770,191 | 85,400,364 | 34,551,725 | 40.5% |
| Internal Service Funds | 15,349,694 | 32,797,136 | 13,741,214 | 41.9% |
| Debt Service Funds | 4,010,854 | 3,651,284 | 2,220,994 | 60.8% |
| Total | \$ 306,780,766 | \$ 484,700,057 | \$ 250,109,672 | 51.6% |

Actions taken by the City Council after the May 2, 2023 adoption of the two-year budget and included in the Amended Budget are:

- Throughout the fiscal year, there are also budget amendments to reflect the acceptance of grants and adjustments to contractual services and material/supplies. The individual amendments are reviewed as part of separate City Council agenda items.
- Much of this Third Quarter update will focus on the General Fund, as it supports all basic services provided to City residents. Highlights for other key component funds will be discussed at a summary level as well.

GENERAL FUND OPERATING

Table 2. General Fund Operations

| | FY 2024/25 Adopted Budget | FY 2024/25 Amended Budget | Actuals as of 03/31/25 (unaudited) | % of Amended Budget |
|--|------------------------------|------------------------------|--|------------------------|
| Revenues: | | | | |
| Taxes: | | | | |
| Property Tax | \$ 22,136,000 | \$ 22,136,000 | \$ 15,266,546 | 69.0% |
| Property Tax in-lieu | 28,100,000 | 30,201,630 | 14,771,647 | 48.9% |
| Utility Users Tax | 18,000,000 | 18,000,000 | 15,529,479 | 86.3% |
| Sales Tax | 37,750,000 | 37,750,000 | 19,787,324 | 52.4% |
| Other Taxes | 20,000,000 | 20,000,000 | 11,758,574 | 58.8% |
| Licenses & Permits | 5,639,454 | 5,639,454 | 5,256,171 | 93.2% |
| Intergovernmental | 615,803 | 759,526 | 793,191 | 104.4% |
| Charges for Services | 14,529,973 | 14,562,973 | 11,839,231 | 81.3% |
| Use of Money & Property | 4,725,100 | 4,725,100 | 8,807,807 | 186.4% |
| Fines & Forfeitures | 532,500 | 499,500 | 218,404 | 43.7% |
| Miscellaneous | 221,500 | 346,500 | 158,731 | 45.8% |
| Total Revenues | \$ 152,250,330 | \$ 154,620,683 | \$ 104,187,105 | 67.4% |
| Expenditures: | | | | |
| Personnel Services | \$ 30,985,300 | \$ 31,386,794 | \$ 27,062,233 | 86.2% |
| Contractual Services | 108,073,742 | 110,129,111 | 74,121,773 | 67.3% |
| Material & Supplies | 4,414,612 | 6,510,651 | 2,365,778 | 36.3% |
| General Government | - | - | - | - |
| Debt Service | - | - | - | - |
| Miscellaneous | - | - | 5,072 | - |
| Fixed Charges | 6,151,248 | 6,151,248 | 4,550,346 | 74.0% |
| Fixed Assets | - | 862,666 | - | 0.0% |
| Total Expenditures | \$ 149,624,902 | \$ 155,040,470 | \$ 108,105,203 | 69.7% |
| <i>Excess (Deficiency) of Revenues Over (Under) Expenditures</i> | <i>\$ 2,625,428</i> | <i>\$ (419,787)</i> | <i>\$ (3,918,098)</i> | |
| Transfers: | | | | |
| Transfers In | \$ 2,940,159 | \$ 5,880,514 | \$ 68,782 | 1.2% |
| Transfers Out | 5,560,911 | 6,104,010 | 4,377,617 | 71.7% |
| Net Transfers | \$ (2,620,752) | \$ (223,496) | \$ (4,308,835) | |
| Total Revenues & Transfers In | \$ 155,190,489 | \$ 160,501,197 | \$ 104,255,887 | 65.0% |
| Total Expenditures & Transfers Out | 155,185,813 | 161,144,480 | 112,482,820 | 69.8% |
| Net Change of Fund Balance | \$ 4,676 | \$ (643,283) | \$ (8,226,932) | |

Fund Operating Revenues

The General Fund is comprised of several revenue types. However, the main sources include property tax, sales tax, and utility user's tax. Each of these is affected by different economic activity cycles and pressures. Miscellaneous revenue consists of claims, donations, business license report fees, business fees for events, etc.

Table 3. General Fund Operating Revenues

| | FY 2024/25 Adopted Budget | FY 2024/25 Amended Budget | Actuals as of 03/31/25 (unaudited) | % of Amended Budget |
|-------------------------|--------------------------------------|--------------------------------------|---|--------------------------------|
| Revenues: | | | | |
| Taxes: | | | | |
| Property Tax | \$ 22,136,000 | \$ 22,136,000 | \$ 15,266,546 | 69.0% |
| Property Tax in-lieu | 28,100,000 | 30,201,630 | 14,771,647 | 48.9% |
| Utility Users Tax | 18,000,000 | 18,000,000 | 15,529,479 | 86.3% |
| Sales Tax | 37,750,000 | 37,750,000 | 19,787,324 | 52.4% |
| Other Taxes | 20,000,000 | 20,000,000 | 11,758,574 | 58.8% |
| Licenses & Permits | 5,639,454 | 5,639,454 | 5,256,171 | 93.2% |
| Intergovernmental | 615,803 | 759,526 | 793,191 | 104.4% |
| Charges for Services | 14,529,973 | 14,562,973 | 11,839,231 | 81.3% |
| Use of Money & Property | 4,725,100 | 4,725,100 | 8,807,807 | 186.4% |
| Fines & Forfeitures | 532,500 | 499,500 | 218,404 | 43.7% |
| Miscellaneous | 221,500 | 346,500 | 158,731 | 45.8% |
| Total Revenues | \$ 152,250,330 | \$ 154,620,683 | \$ 104,187,105 | 67.4% |

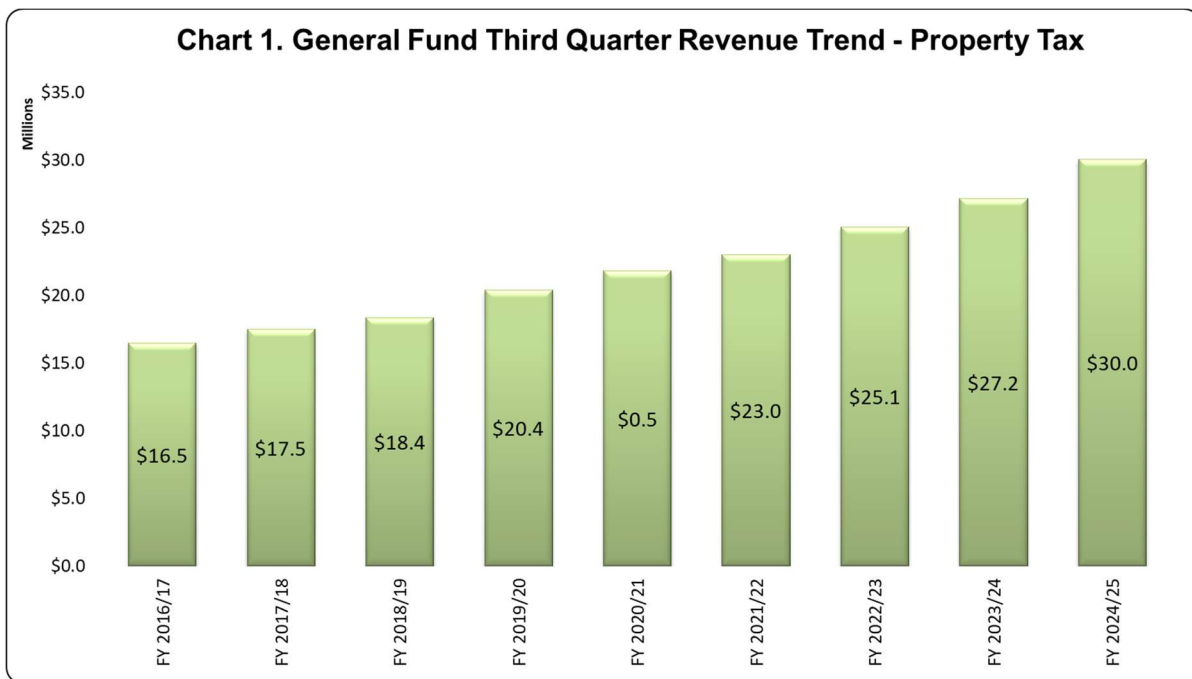
Property Taxes/Property Taxes In-Lieu

Property taxes were budgeted to increase by 6.8% from the FY 2023/24 Amended Budget. The annual schedule of property tax payments from the County of Riverside will provide payments to the City based on the following estimated schedule:

Secured Property Tax Payment Dates

| | |
|-------------------|---------|
| Settlement 1 | January |
| Settlement 2 | May |
| Settlement 3 | August |
| Teeter Settlement | October |

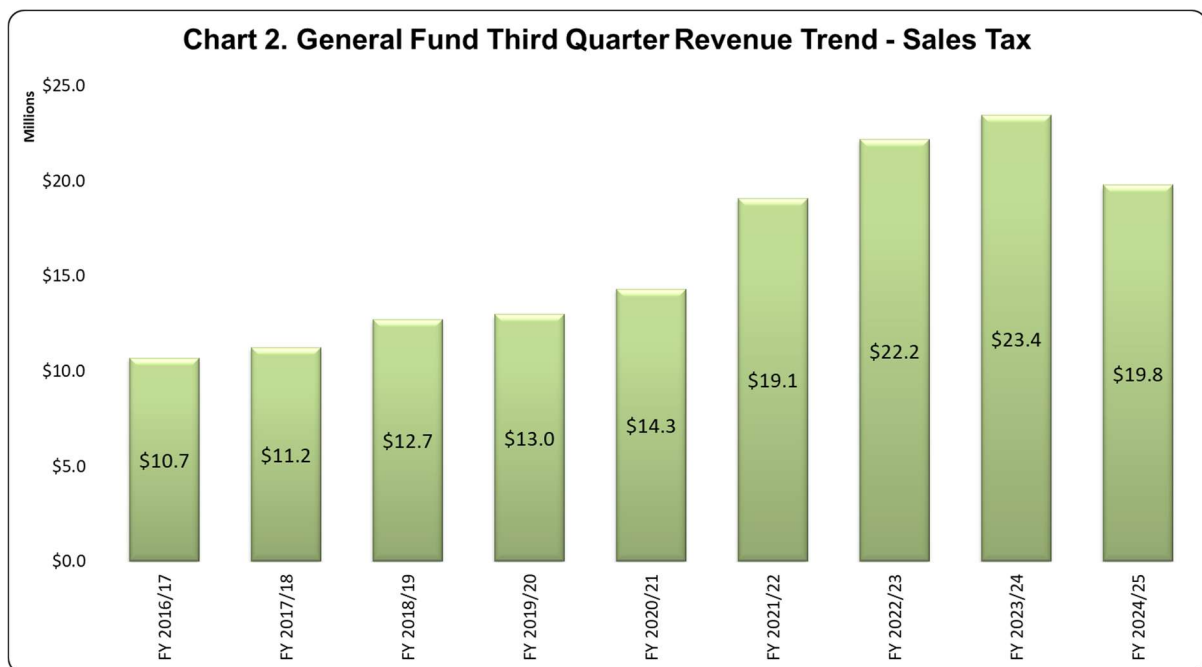
Based on historical averages of actual receipts, the City is estimated to receive 55% of the budgeted property tax revenue through the Third Quarter. The City has currently received 57% through the Third Quarter. Property taxes will continue to be monitored as property valuations may adjust through the year based on property sales and assessment appeals filed with the County.



Sales Taxes

Sales taxes were budgeted to increase by less than 1% as compared to the FY 2023/24 Amended Budget. Sales tax receipt trends will need to be continually monitored throughout the year for possible future budget adjustments.

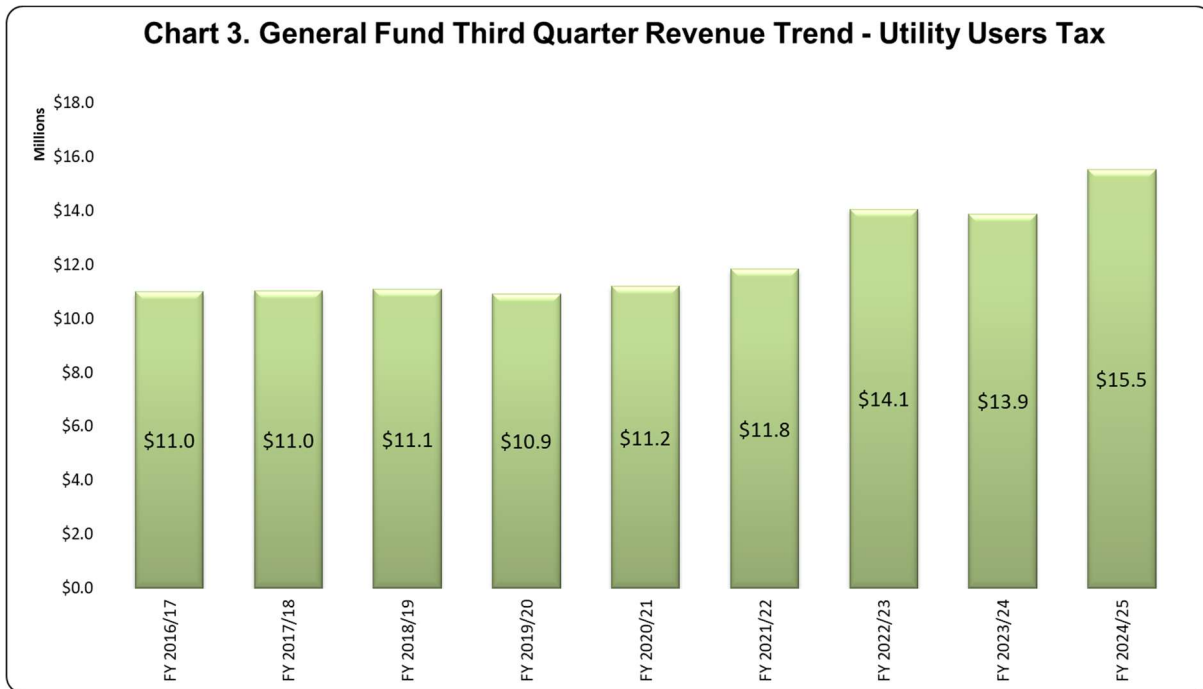
Historical averages were at 66% of budgeted sales tax revenue through the Third Quarter of actual receipts. The City has received 52% through the Third Quarter.



Utility Users Tax Utility

Utility Users Tax was budgeted to increase by 3% as compared to FY 2023/24 Amended Budget. This projection is primarily due to competitive forces within the communications markets.

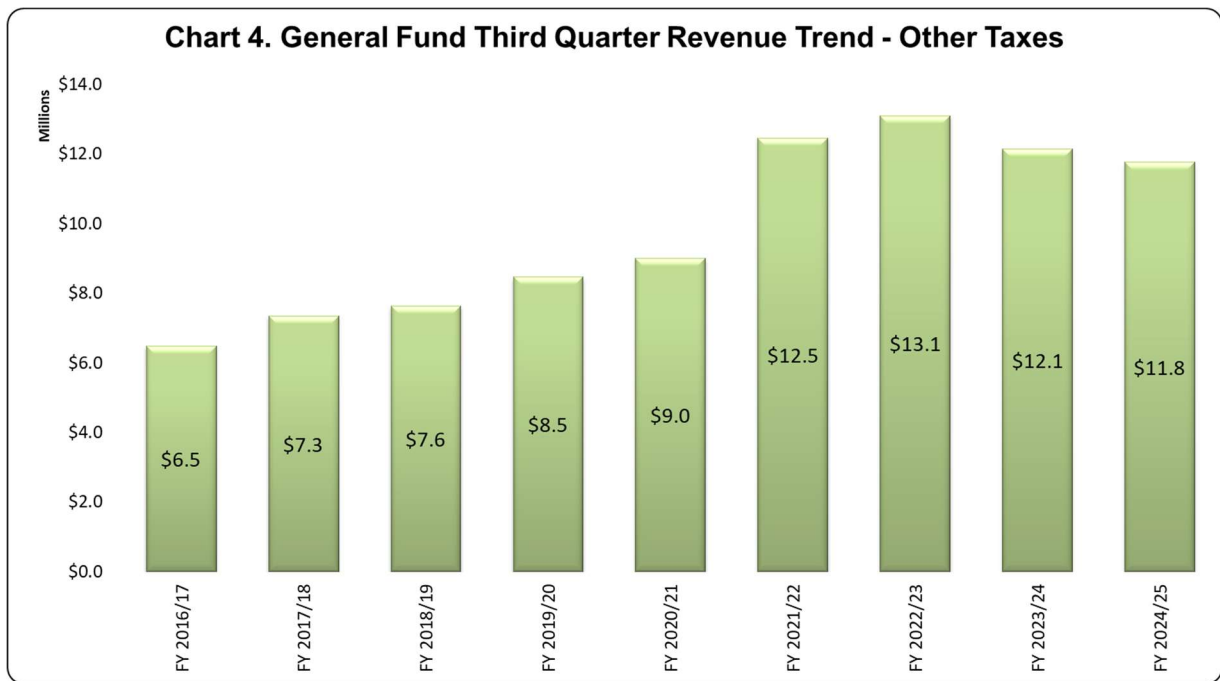
Based on historical averages of actual receipts, the City is estimated to receive 74% of the budgeted utility users tax revenue through the Third Quarter. The City has currently received 86% through the Third Quarter.



Other Taxes

Other taxes are primarily composed of Business Gross Receipts, Transient Occupancy Tax, Documentary Transfer Tax, and Franchise Fees. Collectively, other taxes were budgeted to increase 1.5% from the FY 2023/24 Amended Budget.

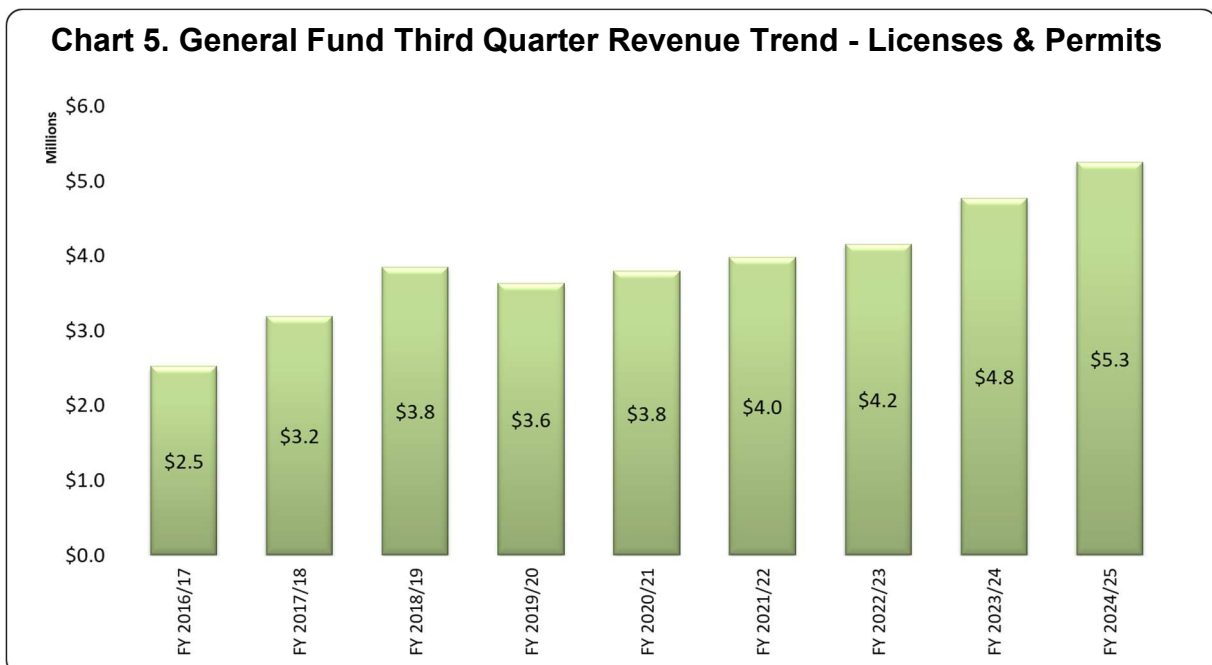
Based on historical averages of actual receipts, the City is expected to receive 70% of the budgeted Other Taxes revenue through Third Quarter. The City has currently received 59% through the Third Quarter.



Licenses & Permits

Licenses & Permits are primarily composed of Business Permits, to include Cannabis Business Permits, as well as Animal Licenses, Building, Electrical, Mechanical, Plumbing and other permits. Collectively, Licenses & Permits were conservatively budgeted to increase by less than 1% as compared to the FY 2023/24 Amended Budget.

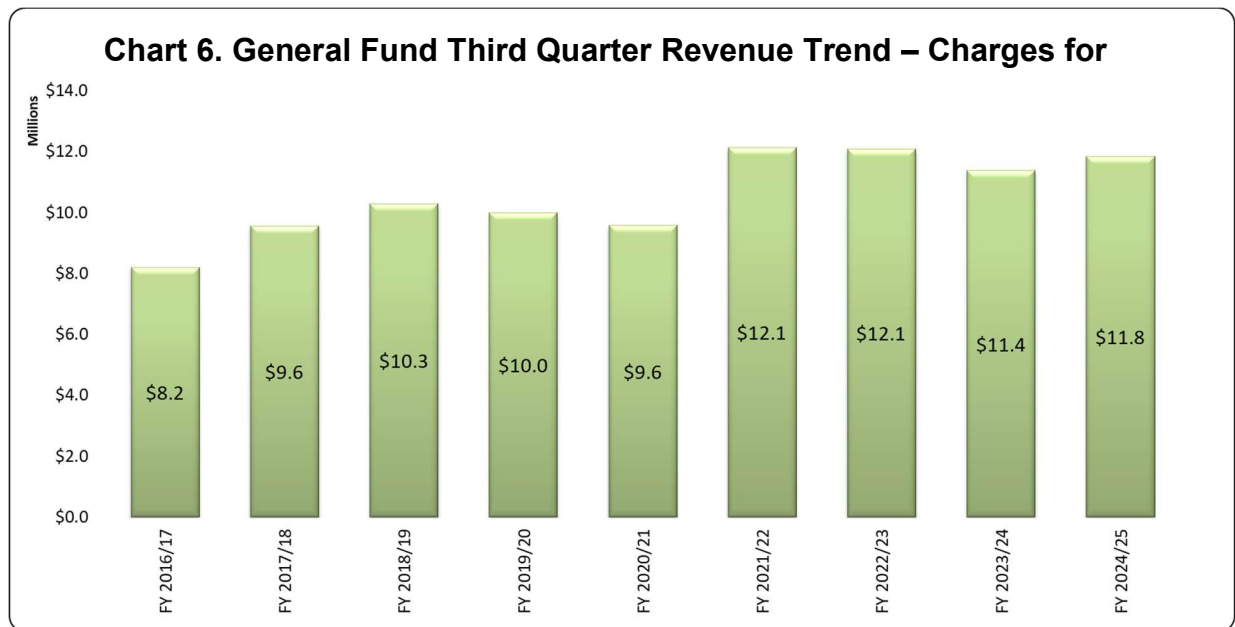
Based on historical averages of actual receipts, the City is expected to receive 80% of the budgeted Licenses & Permits revenue through the Third Quarter. The City has currently received 93% throughout the Third Quarter. The collection rate is related primarily to building and business license permit activities.



Charges for Services

Charges for Services are primarily composed of Plan Check Fees, Inspection Fees, Administrative Charges to other funds, and Parking Control Fines. Collectively, Charges for Services were conservatively budgeted to decrease by 1 % as compared to the FY 2023/24 Amended Budget.

Based on historical averages of actual receipts, the City is expected to receive 80% of the budgeted Charges for Services revenue through the Third Quarter. The City has currently received 81% through the Third Quarter.



Use of Money and Property

Investment income continues to remain low due to extremely low rates of return for fixed income investments but have increased over the last year due to actions taken by the Federal Open Market Committee (FOMC). The investments achieved a Yield to Maturity (YTM) for March 2025 of 4.395%. In addition, the City maintained funds in the State Local Agency Investment Fund Pool (LAIF) with a YTM of 4.313%. The FOMC target rate is currently 4.25% to 4.50%.* Staff will continue to monitor closely to ensure we maximize our investment income going forward.

*[Federal Reserve Board - Federal Reserve issues FOMC statement](#)

General Fund Expenditures

Expenditures are being spent in-line with prior year expenditures. Each Department's activities will be monitored throughout the year as they may be impacted by different operational activities and project timelines.

Table 4. General Fund Expenditures

| | FY 2024/25 Adopted Budget | FY 2024/25 Amended Budget | Actuals as of 03/31/25 (unaudited) | % of Amended Budget |
|-----------------------------------|------------------------------|------------------------------|--|------------------------|
| Department | | | | |
| City Council | \$ 1,164,811 | \$ 1,052,419 | \$ 839,465 | 79.8% |
| City Clerk | 769,143 | 1,346,055 | 517,486 | 38.4% |
| City Manager | 2,591,807 | 2,992,343 | 3,159,037 | 105.6% |
| City Attorney | 1,094,769 | 1,094,769 | 1,484,690 | 135.6% |
| Community Development | 15,484,210 | 16,129,210 | 11,211,859 | 69.5% |
| Economic Development | 2,589,931 | 2,589,931 | 1,718,505 | 66.4% |
| Financial & Management Services | 15,877,282 | 16,000,749 | 10,216,293 | 63.8% |
| Human Resources | 1,886,331 | 2,288,331 | 1,738,768 | 76.0% |
| Public Works | 16,114,873 | 19,524,058 | 9,385,268 | 48.1% |
| Non-Departmental | 2,494,961 | 3,038,060 | 7,759,754 | 255.4% |
| Non-Public Safety Subtotal | \$ 60,068,118 | \$ 66,055,925 | \$ 48,031,124 | 72.7% |
| Public Safety | | | | |
| Police | \$ 64,732,911 | \$ 64,826,280 | \$ 35,908,380 | 55.4% |
| Fire | 30,384,784 | 30,262,275 | 28,543,316 | 94.3% |
| Public Safety Subtotal | \$ 95,117,695 | \$ 95,088,555 | \$ 64,451,696 | 67.8% |
| Total | \$ 155,185,813 | \$ 161,144,480 | \$ 112,482,820 | |

OTHER KEY FUNDS

The following summaries describe other major funds in the City.

Moreno Valley Community Services District

The Moreno Valley Community Services District (CSD) was formed by the voters in 1984 to collect fees and certain taxes to provide an array of services including parks, recreation and community services, streetlights, landscaping and ongoing maintenance. The CSD provides these services through separate "zones" that define the services that are provided.

For certain zones, the primary revenue source used to provide services to properties is parcel fees or taxes levied on properties via their annual tax bill. Proposition 218, passed by California voters in November 1996, and has posed a serious challenge to managing the future operation of the CSD zones. Prop. 218 requires any revenue increase to be addressed through a voting process by affected property owners. For the period following the initial implementation of Prop. 218, the CSD was successful in receiving approval for some new or increased revenues. There were also revenue increases due to the growth of developed parcels within the zones.

Table 5. CSD Operations

| | FY 2024/25 Adopted Budget | FY 2024/25 Amended Budget | Actuals as of 03/31/25 (unaudited) | % of Amended Budget |
|---|------------------------------|------------------------------|--|------------------------|
| Revenues: | | | | |
| Taxes: | | | | |
| Property Tax | \$ 6,045,278 | \$ 6,045,278 | \$ 4,652,607 | 77.0% |
| Other Taxes | 7,328,090 | 7,738,149 | 4,300,715 | 55.6% |
| Intergovernmental | - | - | 49,931 | 0.0% |
| Charges for Services | 6,351,095 | 6,535,941 | 3,881,345 | 59.4% |
| Use of Money & Property | 1,164,220 | 1,164,220 | 1,070,939 | 92.0% |
| Fines & Forfeitures | 24,897 | 24,897 | 3,388 | 13.6% |
| Miscellaneous | 14,500 | 1,200 | 12,813 | 1067.8% |
| Transfers In | 1,480,120 | 1,515,881 | 1,088,280 | 71.8% |
| Total Revenues | \$ 22,408,200 | \$ 23,025,566 | \$ 15,060,018 | 65.4% |
| Expenditures: | | | | |
| Library Services Fund (5010) | \$ 3,283,990 | \$ 3,283,990 | \$ 2,542,958 | 77.4% |
| Zone A Parks Fund (5011) | 12,778,268 | 15,143,823 | 11,502,350 | 76.0% |
| LMD 2014-01 Residential Street Lighting Fund (5012) | 1,498,648 | 1,498,648 | 1,074,722 | 71.7% |
| Zone C Arterial Street Lighting Fund (5110) | 831,808 | 831,808 | 636,024 | 76.5% |
| Zone D Standard Landscaping Fund (5111) | 1,739,192 | 1,739,192 | 874,975 | 50.3% |
| Zone E Extensive Landscaping Fund (5013) | 395,267 | 400,490 | 297,819 | 74.4% |
| 5014 LMD 2014-02 | 3,191,825 | 3,316,825 | 2,021,518 | 60.9% |
| 5016 CFD 2021-01 Parks Fac Maint | 145,900 | 525,500 | 292,227 | 55.6% |
| Zone M Median Fund (5112) | 406,213 | 406,213 | 175,549 | 43.2% |
| CFD No. 1 (5113) | 1,776,816 | 3,318,551 | 2,632,525 | 79.3% |
| Zone S Financial & Management Svcs (5114) | 81,583 | 81,583 | 48,057 | 58.9% |
| Total Expenditures | \$ 26,129,510 | \$ 30,546,623 | \$ 22,098,724 | 72.3% |
| Net Change or | | | | |
| Adopted Use of Fund Balance | \$ (3,721,310) | \$ (7,521,057) | \$ (7,038,706) | |

Community Services District Zone A – Parks & Community Services

The largest Zone within the CSD is Zone A. It accounts for the administration and maintenance of the Parks & Community Services facilities and programs. Funding sources for these services come from a combination of property taxes, fees for service, and smaller amounts from other City funds.

Table 6. CSD Zone A Operations

| | FY 2024/25 Adopted Budget | FY 2024/25 Amended Budget | Actuals as of 03/31/25 (unaudited) | % of Amended Budget |
|--|------------------------------|------------------------------|--|------------------------|
| Revenues: | | | | |
| Taxes: | | | | |
| Property Tax | \$ 2,979,205 | \$ 2,979,205 | \$ 2,417,325 | 81.1% |
| Other Taxes | 5,024,390 | 5,282,900 | 2,842,313 | 53.8% |
| Charges for Services | 1,139,842 | 1,153,142 | 1,010,298 | 87.6% |
| Use of Money & Property | 1,131,074 | 1,131,074 | 703,001 | 62.2% |
| Miscellaneous | 14,500 | 1,200 | 6,175 | 514.6% |
| Total Revenues | \$ 10,289,011 | \$ 10,547,521 | \$ 6,979,112 | 66.2% |
| Expenditures: | | | | |
| 35010 Parks & Comm Svcs - Admin | \$ 1,075,031 | \$ 1,075,031 | \$ 784,315 | 73.0% |
| 35210 Park Maintenance - General | 5,254,257 | 5,606,057 | 3,888,951 | 69.4% |
| 35211 Contract Park Maintenance | 517,617 | 664,617 | 422,655 | 63.6% |
| 35213 Golf Course Program | 699,017 | 699,017 | 415,823 | 59.5% |
| 35214 Parks Projects | 297,834 | 302,834 | 184,402 | 60.9% |
| 35310 Senior Program | 777,867 | 777,867 | 614,058 | 78.9% |
| 35311 Community Services | 17,434 | - | - | 0.0% |
| 35312 Community Events | 831,499 | 839,077 | 852,433 | 101.6% |
| 35313 Conf & Rec Cntr | 616,992 | 634,426 | 467,042 | 73.6% |
| 35314 Conf & Rec Cntr - Banquet | 271,278 | 271,278 | 283,442 | 104.5% |
| 35315 Recreation Programs | 1,538,063 | 1,538,063 | 1,068,598 | 69.5% |
| 35318 Sports Programs | 779,517 | 779,517 | 592,792 | 76.0% |
| 35319 Towngate Community Center | 59,262 | 59,262 | 40,896 | 69.0% |
| 35320 Amphitheater | 29,100.00 | 29,100 | 10,600 | 36.4% |
| 35321 March Annex | 13,500.00 | 13,500 | 2,824 | 20.9% |
| 35324 Aquatics Programs | - | 70,000 | 27,298 | 39.0% |
| 95011 Non-Dept Zone A Parks | - | 1,784,177 | 1,846,222 | 103.5% |
| Total Expenditures | \$ 12,778,268 | \$ 15,143,823 | \$ 11,502,350 | 76.0% |
| Net Change or Adopted Use of Fund Balance | \$ (2,489,257) | \$ (4,596,302) | \$ (4,523,238) | |

Electric Utility

The Moreno Valley Utility (MVU) manages the operation, maintenance, and business planning of the City's electric utility. MVU's basic purpose is to purchase and distribute electricity to customers in newly developed areas of the City. The City began serving new customers in February 2004 and now serves 9,070 customers. As it reaches fiscal and operational maturity, MVU will continue to be a key component of the City's economic development strategy. The City Council has established special tiered rates for electric utility customers based upon factors such as the number of jobs created.

The main source of revenue for this fund is derived from charges for services. The customer base includes residential, commercial, and industrial customers. The growth in the customer base will continue to provide for the ability to create rate stabilization and replacement reserve funding.

Table 7. MVU Operations


| | FY 2024/25 Adopted Budget | FY 2024/25 Amended Budget | Actuals as of 03/31/25 (unaudited) | % of Amended Budget |
|--|------------------------------|------------------------------|--|------------------------|
| Revenues: | | | | |
| Taxes: | | | | |
| Charges for Services | \$ 49,374,318 | \$ 53,874,318 | 51,398,351 | 95.4% |
| Use of Money & Property | 338,500 | 2,338,500 | 2,799,713 | 119.7% |
| Miscellaneous | 160,000 | 160,000 | 295,342 | 184.6% |
| Total Revenues | \$ 49,872,818 | \$ 56,372,818 | \$ 54,493,405 | 96.7% |
| Expenditures: | | | | |
| 45510 Electric Utility - General | \$ 33,863,657 | \$ 40,665,765 | \$ 25,784,793 | 63.4% |
| 45511 Public Purpose Program | 2,111,781 | 2,511,781 | 1,653,293 | 65.8% |
| 45512 SCE Served Street Lights | 861,312 | 861,312 | 662,646 | 76.9% |
| 80005 CIP - Electric Utility | 4,680,000 | 36,108,065 | 4,161,712 | 11.5% |
| 96010 Non-Dept Electric | - | - | 32,071 | 0.0% |
| 96030 Non-Dept 2005 Lease Revenue Bonds | 3,688,898 | 3,688,898 | 1,508,345 | 40.9% |
| 96032 Non-Dept 2014 Refunding 2005 LRB | 107,784 | 107,784 | (18,493) | -17.2% |
| 96041 Non-Dept 2021 LRB Refinance | 618,516 | 618,516 | 210,272 | 34.0% |
| 96051 Non-Dept 2021 Streetlight Refin. | 201,618 | 201,618 | 339,064 | 168.2% |
| 96060 Non-Dept 2019 Taxable LRB | 636,625 | 636,625 | 212,967 | 33.5% |
| Total Expenditures | \$ 46,770,191 | \$ 85,400,364 | \$ 34,551,725 | 40.5% |
| Net Change or Adopted Use of Fund Balance | \$ 3,102,627 | \$ (29,027,546) | \$ 19,941,680 | |

*MVU's revenues and expenses will fluctuate annually based on energy demand.

SUMMARY

The City of Moreno Valley has experienced certain levels of growth and continued to maintain a structurally balanced Budget without the use of reserves.

The economic climate is ever changing and for these reasons the City must remain optimistically cautious and only increase revenues when they are received. Staff will continue to monitor and request quarterly revenue adjustments based on this approach. These revenue adjustments will be offset by replenishing our expenditure levels accordingly.



City of Moreno Valley

Fiscal Year 2024/25

Third Quarter CIP Budget Review

TO: Mayor and City Council

FROM: Dena Heald, Chief Financial Officer/City Treasurer

DATE: June 17, 2025

INTRODUCTION

On June 6, 2023, the City Council adopted the Two-Year Capital Improvement Plan (CIP) for Fiscal Years (FY) 2023/24 – 2024/25. During the two-year CIP period, the City Council will be kept apprised of the City's CIP progress through the process of First Quarter, Mid-Year and Third Quarter Reviews. This ongoing process ensures a forum to look at the progress of existing projects and new projects that were approved during the quarter. Additionally, any significant changes in unanticipated expenditures or projected revenue that may occur will be shared with the City Council.

This report provides a review of various project highlights, budget to actuals, and changes/additions to the CIP at Third Quarter of FY 2024/25 (July 2024 – March 2025, 75% of the fiscal year).

CAPITAL IMPROVEMENT PLAN HIGHLIGHTS

Highlights of the capital improvement projects are listed below.

- **Pavement Rehabilitation for Various Local Streets with Brill Road (CDBG FY 23-24).** This project will provide pavement rehabilitation and drainage improvements for 17 local streets within the HUD-CDBG Tract 42518-1 and Brill Road within Tract 42505-2.
 - Current Phase: Construction
 - Estimated Completion Date: September 2025
- **Heacock Street / Cactus Avenue Commercial Vehicle Improvements.** This project will increase the curb return radius at the southwest corner of Heacock Street and Cactus Avenue to improve truck operations, thereby increasing intersection capacity and reducing delays.
 - Current Phase: Construction
 - Estimated Completion Date: October 2025
- **Redlands Boulevard Streetlight Improvements / Grelck Drive to North City Limits.** This project will install approximately nine (9) new streetlights at select locations between Grelck Drive and the City's North City Limits to enhance roadway safety.
 - Current Phase: Construction
 - Estimated Completion Date: August 2025
- **Cactus Avenue Reconstruction / I-215 to Elsworth Street.** This project will replace the existing Cactus Avenue substandard roadway section thickness to current standards from I-215 to Elsworth Street.
 - Current Phase: Engineering Design and Environmental
 - Estimated Completion Date: TBD
- **Heacock Street South Extension.** This project provides street widening for Heacock Street to full street width per City standards for arterial street from Nandina Avenue to south City limits.
 - Current Phase: Engineering Design
 - Estimated Completion Date: TBD
- **Bay Avenue Sidewalk Improvements FY 24/25.** This project provides the construction of new concrete sidewalks, curbs gutters and driveway approaches along both sides of Bay Avenue (between Day Street and Grant Street) within the City's HUD-CDBG target areas. Construction for new concrete sidewalks will enhance ADA access and provide continuous enhanced safe path of travel for pedestrians along the proposed locations.
 - Current Phase: Engineering Design
 - Next Phase: Advertise/Bid/Award Consultants/Contractor
 - Estimated Completion Date: May 2026
- **Steeplechase Drive Reconstruction.** This project proposes to remove the existing median landscape, trees, and pavement structural section, and reconstruct a new median with landscape and hardscape and reconstruct the roadway pavement on Steeplechase Drive from Ironwood Avenue to Kalmia Avenue. The project will include the construction of concrete curb and gutter along both sides of the roadway to convey drainage.
 - Current Phase: Engineering Design
 - Estimated Completion Date: TBD

- **Redlands Boulevard and Locust Avenue Traffic Signal.** This project will install a Traffic Signal at the intersection of Redlands Boulevard and Locust Avenue. North-South traffic on Redlands Boulevard is currently uncontrolled. East-West traffic on Locust Avenue is currently stop-controlled. This project will provide signal-control for all directions.
 - Current Phase: Engineering Design
 - Estimated Completion Date: TBD
- **Citywide Pavement Rehabilitation Program FY 24/25.** This project is to provide pavement rehabilitation and pavement preservation for approximately 66 arterial and collector street segments citywide.
 - Current Phase: Construction
 - Estimated Completion Date: July 2025
- **SR-60 Moreno Beach Drive Interchange (Phase 2).** This project will increase capacity by replacing the existing two-lane bridge over SR-60 with a wider bridge, reconfiguring the westbound ramps, and adding a west bound auxiliary lane on the freeway. Drainage systems including upstream pipes in Ironwood Avenue will be included as part of the construction.
 - Current Phase: Plant Establishment
 - Estimated Completion Date: February 2026
- **SR-60 / Redlands BI Interchange.** This project will reconfigure the on- and off-ramps, replace the bridge, and alter Spruce Street on the north side of SR-60.
 - Current Phase: Environmental Documents (PA/ED)
 - Estimated Completion Date: TBD
- **SR-60 / World Logistics Center Parkway Interchange.** This project consists of replacement of the interchange, including bridge and ramp replacement to improve traffic operations, bring vertical clearance over the freeway to correct standards, and support forecast travel demands. The project includes improvements generally from Eucalyptus Avenue to Ironwood Avenue, including eastbound and westbound ramps to and from SR-60, and auxiliary lanes on SR-60.
 - Current Phase: Engineering Design / PS&E (up to 100%)
 - Estimated Completion Date: TBD
- **Indian Street / Cardinal Avenue Bridge (Over Lateral A).** This project will provide an approximately 150 foot long, four-lane bridge on Indian Street over Flood Control Channel Lateral A (at Cardinal Avenue) and associated roadway improvements on Indian Street. The bridge and roadway improvements will complete the connection of Indian Street north of the channel to south of the channel.
 - Current Phase: Pre-Engineering and Environmental
 - Next Phase: Engineering Design
 - Estimated Completion Date: TBD
- **Corporate Yard Office Building F.** This project will construct a new building with approximately 6,000 square feet in the existing City Corporate Yard property next to the existing Administration Building. The new building will provide additional office and training spaces for staff to provide necessary services to residents and businesses of Moreno Valley.
 - Current Phase: Construction
 - Estimated Completion Date: June 2026
- **Moreno Valley Senior Center Expansion.** This project will expand the existing senior center by adding approximately 4,000 square feet of building space allowing the center to

serve the growing number of senior citizens with additional programs, classes, events, and social activities.

- Current Phase: Construction
 - Estimated Completion Date: February 2026
- **Corporate Yard Master Plan Update.** This project could provide updates to the Corporate Yard Facility Space Needs Analysis and Conceptual Design which was completed in January 2009 as part of the Corporate Yard Master Plan. Scape Needs and Master Plan Layout of the Yard will need to be reevaluated and updated to provide guidelines for future improvements in keeping up with the City fast growing demands for services.
 - Current Phase: Update Master Plan
 - Estimated Completion Date: TBD
- **Kitching St Storm Drain Line B-16A / Ironwood Ave to Kalmia Ave.** This project is to install Storm Drain Line B-16A in Kitching Street from Ironwood Avenue to Kalmia Avenue. It is estimated that approximately 2,900 lineal feet of 24 inch to 36 inch diameter pipe will be installed.
 - Current Phase: Construction
 - Estimated Completion Date: May 2025
- **Moreno MDP Line F-18.** This project will install master plan Storm Drain Line F-18 and associated Line D-1 in the Moreno Townsite Area. Line F-18 is in Alessandro Boulevard between Redlands Boulevard and Merwin Street. Line D-1 is in Maltby Avenue between Redlands Boulevard and Merwin Street. These two storm drains are to be connected to the existing storm drain Line F-2 running north-south along Redlands Boulevard.
 - Current Phase: Engineering Design
 - Estimated Completion Date: TBD
- **Sunnymead Master Drainage Plan – Storm Drain Lines H.** This project will install approximately 400 linear feet of concrete box culvert to replace an unimproved natural channel; installation of approximately 365 linear feet of triple concrete box culvert to replace an existing 6 foot by 4 foot culvert; and construct approximately 240 linear feet wall height extension along an existing trapezoidal channel.
 - Current Phase: Preliminary Engineering and Environmental
 - Next Phase: Engineering Design
 - Estimated Completion Date: February 2027
- **Sunnymead Master Drainage Plan - Storm Drain Lines F and F-7.** This project will mitigate flooding that occurs in the vicinity of Hemlock Avenue, Graham Street, Sunnymead Boulevard, and areas south of Sunnymead Boulevard and will minimize flood related damage by installing storm drain system Line F and Line F-7 of the Sunnymead Master Drainage Plan.
 - Current Phase: Right of Way
 - Next Phase: Environmental and Permitting
 - Estimated Completion Date: TBD
- **Citywide Full Trash Capture Device Installation.** This project consists of the purchase and installation of connector pipe screen (CPS) units (which are designed to filter out certain size debris and trash from storm drain discharge to receiving water bodies) in approximately 968 catch basins in the City. Approximately 100 CPS units will be installed annually over a period of ten years.
 - Current Phase: Construction
 - Estimated Completion Date: November 2025

- **Moreno Master Drainage Plan Line K and Reche Canyon Detention Debris Basin.**
This project will install a retention-debris basin at Reche Canyon Drive and Locust Avenue, and the Sunnymead MDP storm drain Line K starting from this basin, going east along Locust Ave., then going south along Moreno Beach Dr. to the intersection of Moreno Beach Drive and Juniper Avenue, then going southwest across the open field the existing Nason Basin.
 - Current Phase: Preliminary Engineering and Environmental
 - Next Phase: Right of Way
 - Estimated Completion Date: TBD
- **Park Rehabilitation and Refurbishment - Civic Center Amphitheater & Adrienne Mitchell Park.** Restroom renovations and additions.
 - Current Phase: Permitting
 - Next Phase: Construction
 - Estimated Completion Date: June 2026
- **Annex 1 Water Meter Installation.** The building currently shares a water meter with the three other office buildings on the property. The project will install a new water meter dedicated only to the Annex 1 office building.
 - Current Phase: Advertise/Bid/Award Consultants/Contractor
 - Next Phase: Construction
 - Estimated Completion Date: April 2025

BUDGET TO ACTUALS

The following table contains a summary of the amended CIP budgets, expenditures, and project balances through Third Quarter.

| Project Number | Project Description | Fund | Budget Amendment | Encumbrance Amount | Journal Amount | Remaining Budget w/ Encumbrances |
|----------------|--|---------------------------------------|------------------|--------------------|----------------|----------------------------------|
| 801 0008 70 77 | Annual ADA Compliant Access Upgrades | 2000 STATE GASOLINE TAX | \$ 472,402 | \$ 3,963 | \$ 107,566 | \$ 360,873 |
| 801 0010 70 77 | Heacock St. South Extension | 2000 STATE GASOLINE TAX | 43,413 | 642 | 2,019 | 40,752 |
| 801 0010 70 77 | Heacock St. South Extension | 3003 TUMF CAPITAL PROJECTS | 893,905 | 806,669 | 87,236 | - |
| 801 0015 70 76 | Residential Traffic Mgmt Prgrm (Speed Humps) | 2000 STATE GASOLINE TAX | 320,468 | - | - | 320,468 |
| 801 0017 70 78 | Annual Pavement Maintenance - Crack Seal | 2001 MEASURE A | 148,108 | 56,970 | 19,014 | 72,123 |
| 801 0021 70 77 | SR-60/Moreno Beach IC Phase 2 | 3311 DIF INTERCHANGE IMPROV CAP PROJ | 36,973 | - | 23,340 | 13,633 |
| 801 0021 70 77 | SR-60/Moreno Beach IC Phase 2 | 2300 OTHER GRANTS | 592,409 | 11,891 | 13,720 | 566,798 |
| 801 0021 70 77 | SR-60/Moreno Beach IC Phase 2 | 3000 FACILITY CONSTRUCTION | 1,377,887 | 6,585 | 48,785 | 1,322,518 |
| 801 0021 70 77 | SR-60/Moreno Beach IC Phase 2 | 3002 PUBLIC WORKS CAPITAL PROJECTS | 2,013,625 | 17,600 | 4,554 | 1,991,471 |
| 801 0021 70 77 | SR-60/Moreno Beach IC Phase 2 | 3003 TUMF CAPITAL PROJECTS | 2,280,768 | 564,280 | 465,209 | 1,251,279 |
| 801 0052 70 77 | SR-60 / World Logistics Center Parkway Interchange | 3003 TUMF CAPITAL PROJECTS | 2,960,645 | 1,011,741 | 1,858,074 | 90,830 |
| 801 0064 | SR-60/ Redlands Boulevard Interchange | 1010 GENERAL FUND | 5,187 | - | - | 5,187 |
| 801 0064 | SR-60/ Redlands Boulevard Interchange | 3003 TUMF CAPITAL PROJECTS | 2,613,511 | 2,159,368 | 73,757 | 380,386 |
| 801 0065 | Easement Acquisition for Street Purposes | 2000 STATE GASOLINE TAX | 76,367 | - | 115 | 76,252 |
| 801 0083 | Pavement Management Program | 2000 STATE GASOLINE TAX | 5,022 | - | - | 5,022 |
| 801 0086 | Juan Bautista de Anza Multi-Use Trail - ATP 4 | 2301 CAPITAL PROJECTS GRANTS | 1,621,630 | 912,633 | 349,110 | 359,886 |
| 801 0087 | Citywide Pavement Rehabilitation Program FY20/21 | 2000 STATE GASOLINE TAX | 23,634 | - | - | 23,634 |
| 801 0087 | Citywide Pavement Rehabilitation Program FY20/21 | 3008 CAPITAL PROJECTS REIMBURSEMENTS | 159,070 | - | - | 159,070 |
| 801 0089 | Citywide Pavement Rehabilitation Program FY21/22 | 2000 STATE GASOLINE TAX | 269,145 | - | - | 269,145 |
| 801 0089 | Citywide Pavement Rehabilitation Program FY21/22 | 3008 CAPITAL PROJECTS REIMBURSEMENTS | 1,169,785 | - | - | 1,169,785 |
| 801 0090 | Citywide Pavement Rehabilitation Program FY22/23 | 3008 CAPITAL PROJECTS REIMBURSEMENTS | 288,071 | - | 2,521 | 285,550 |
| 801 0090 | Citywide Pavement Rehabilitation Program FY22/23 | 2000 STATE GASOLINE TAX | 845,704 | - | - | 845,704 |
| 801 0091 | Citywide Concrete Repair Program | 2000 STATE GASOLINE TAX | 170,489 | 51,153 | 107,178 | 12,158 |
| 801 0092 | Perris Boulevard/ 330 Ft N of Bay Ave to 660 Ft N of Bay Ave | 2000 STATE GASOLINE TAX | 250,000 | - | - | 250,000 |
| 801 0092 | Perris Boulevard/ 330 Ft N of Bay Ave to 660 Ft N of Bay Ave | 3301 DIF ARTERIAL ST CAPITAL PROJECTS | 400,000 | - | - | 400,000 |
| 801 0094 | Pavement Rehabilitation for Various Streets (CDBG FY 22/23) | 3008 CAPITAL PROJECTS REIMBURSEMENTS | 136,452 | - | - | 136,452 |
| 801 0096 | Citywide Pavement Rehabilitation Program (FY21/22-25/26) | 3008 CAPITAL PROJECTS REIMBURSEMENTS | - | - | 423 | (423) |
| 801 0099 | Badlands Landfill Integrated Project (BLIP) | 3002 PUBLIC WORKS CAPITAL PROJECTS | 3,200,980 | - | - | 3,200,980 |
| 801 0100 | Badlands Landfill Maintenance Program | 3002 PUBLIC WORKS CAPITAL PROJECTS | 150,000 | - | - | 150,000 |
| 801 0101 | Citywide Pavement Rehabilitation Program FY 23/24 | 2300 OTHER GRANTS | 250,000 | - | 250,000 | - |
| 801 0101 | Citywide Pavement Rehabilitation Program FY 23/24 | 2000 STATE GASOLINE TAX | 4,847,512 | 15,219 | 4,783,776 | 48,517 |
| 801 0101 | Citywide Pavement Rehabilitation Program FY 23/24 | 3008 CAPITAL PROJECTS REIMBURSEMENTS | 6,350,000 | 994,879 | 5,357,138 | (2,017) |
| 801 0102 | Citywide Pavement Rehabilitation Program FY 24/25 | 2000 STATE GASOLINE TAX | 5,000,000 | - | 167,345 | 4,832,655 |
| 801 0102 | Citywide Pavement Rehabilitation Program FY 24/25 | 3008 CAPITAL PROJECTS REIMBURSEMENTS | 5,600,000 | - | - | 5,600,000 |
| 801 0103 | City / EMWD Partnership to Rehabilitate Various Streets | 3008 CAPITAL PROJECTS REIMBURSEMENTS | 1,600,000 | - | 745,336 | 854,664 |
| 801 0104 | Heacock Street / Cactus Avenue Commercial Vehicle Improvements | 2001 MEASURE A | 741,789 | - | 16,812 | 724,977 |

| Project Number | Project Description | Fund | Budget Amendment | Encumbrance Amount | Journal Amount | Remaining Budget w/ Encumbrances |
|----------------|--|---------------------------------------|------------------|--------------------|----------------|----------------------------------|
| 801 0105 | Redlands Blvd Streetlights / Grelick Dr to North City Limits | 3301 DIF ARTERIAL ST CAPITAL PROJECTS | 329,754 | 242,862 | 13,555 | 73,337 |
| 801 0106 | Cactus Ave Reconstruction / I-215 to Elsworth St | 3311 DIF INTERCHANGE IMPROV CAP PROJ | 100,000 | - | - | 100,000 |
| 801 0106 | Cactus Ave Reconstruction / I-215 to Elsworth St | 3301 DIF ARTERIAL ST CAPITAL PROJECTS | 390,793 | 81,929 | 155,681 | 153,184 |
| 801 0107 | Steeple Chase Dr Reconstruction / Ironwood Ave to Kalmia Ave | 2001 MEASURE A | 484,484 | 382,913 | 10,253 | 91,318 |
| 801 0108 | Eucalyptus Grove – 7-Lot Affordable Housing Development | 3000 FACILITY CONSTRUCTION | - | 21,775 | 16,261 | (38,036) |
| 801 0109 | ADA Curb Ramps Remediation | 2301 CAPITAL PROJECTS GRANTS | 1,523,053 | (0) | 20,814 | 1,502,239 |
| 801 0110 | Pavement Rehabilitation for Various Streets (CDBG FY 23/24) | 2512 COMM DEV BLOCK GRANT (CDBG) | 1,517,450 | 1,063,231 | 464,621 | (10,402) |
| 801 0110 | Pavement Rehabilitation for Various Streets (CDBG FY 23/24) | 3008 CAPITAL PROJECTS REIMBURSEMENTS | 2,499,905 | 1,938,054 | - | 561,851 |
| 801 0111 | Bay Ave Sidewalk Imp / Day St to Grant St (CDBG FY 24/25) | 2512 COMM DEV BLOCK GRANT (CDBG) | 1,225,977 | - | 4,125 | 1,221,852 |
| 801 0112 | Pavement for Sunnymead MDP Line B-16A | 3008 CAPITAL PROJECTS REIMBURSEMENTS | 580,366 | - | - | 580,366 |
| 802 0002 70 77 | Bridge Inspection Program | 2000 STATE GASOLINE TAX | 62,583 | - | 116 | 62,467 |
| 802 0003 70 77 | SR-60/Nason Overcrossing Bridge | 3008 CAPITAL PROJECTS REIMBURSEMENTS | 1,669 | - | - | 1,669 |
| 802 0003 70 77 | SR-60/Nason Overcrossing Bridge | 3311 DIF INTERCHANGE IMPROV CAP PROJ | 30,000 | - | - | 30,000 |
| 802 0004 | Indian Street/Cardinal Avenue Bridge (Over Lateral A) | 3301 DIF ARTERIAL ST CAPITAL PROJECTS | 610,697 | 594,397 | 9,918 | 6,382 |
| 802 0004 | Indian Street/Cardinal Avenue Bridge (Over Lateral A) | 2301 CAPITAL PROJECTS GRANTS | 694,179 | 547,284 | 142,385 | 4,510 |
| 802 0006 | Bridge Preventative Maintenance Program - Implementation Phase | 2000 STATE GASOLINE TAX | 235,843 | - | - | 235,843 |
| 802 0006 | Bridge Preventative Maintenance Program - Implementation Phase | 2301 CAPITAL PROJECTS GRANTS | 943,371 | - | - | 943,371 |
| 803 0011 30 39 | Box Springs Communications Site | 7220 TECHNOLOGY SERVICES ASSET FUND | 19,735 | - | - | 19,735 |
| 803 0030 | Park Restroom Renovations at Various Sites | 3016 PCS CAPITAL PROJ (QUIMBY) | 428,300 | - | - | 428,300 |
| 803 0042 | Corporate Yard Building/ Fleet Shop Remodel | 3000 FACILITY CONSTRUCTION | 418,068 | - | 168,679 | 249,389 |
| 803 0043 | Corporate Yard Master Plan Improvements | 3000 FACILITY CONSTRUCTION | 43,579 | - | - | 43,579 |
| 803 0050 | Fire Alarm Systems Replacement | 3000 FACILITY CONSTRUCTION | 1,568,225 | - | 57,734 | 1,510,491 |
| 803 0051 | Grand Valley Ballroom Patio Lighting | 3000 FACILITY CONSTRUCTION | 200,000 | 11,400 | 41,652 | 146,948 |
| 803 0052 | Main Library Renovation (Design) | 3000 FACILITY CONSTRUCTION | 250,000 | - | - | 250,000 |
| 803 0053 | Public Safety Building HVAC Replacement | 3000 FACILITY CONSTRUCTION | 1,139,633 | 169,569 | 696,440 | 273,624 |
| 803 0055 | Corporate Yard Office Building F | 3000 FACILITY CONSTRUCTION | 5,488,000 | 5,203,484 | 220,908 | 63,607 |
| 803 0056 | Roof Rehabilitation (Animal Shelter) | 3000 FACILITY CONSTRUCTION | 9,857 | - | - | 9,857 |
| 803 0057 | Senior Center Expansion | 3000 FACILITY CONSTRUCTION | 6,029,000 | 5,925,907 | 103,210 | (116) |
| 803 0058 | Animal Shelter Expansion | 3000 FACILITY CONSTRUCTION | 153,237 | - | 94,893 | 58,345 |
| 803 0059 | City Hall Elevator Modernization | 3000 FACILITY CONSTRUCTION | 541,000 | - | - | 541,000 |
| 803 0060 | City Hall Security Improvements | 3000 FACILITY CONSTRUCTION | 850,000 | - | 517,033 | 332,967 |
| 803 0061 | Civic Center Exterior Lighting Safety Upgrades | 3000 FACILITY CONSTRUCTION | 37,133 | - | - | 37,133 |
| 803 0062 | Corporate Yard Master Plan Update | 3000 FACILITY CONSTRUCTION | 499,969 | - | - | 499,969 |
| 803 0063 | Police Station Evidence Room and Lockers Improvements | 3000 FACILITY CONSTRUCTION | 150,000 | - | - | 150,000 |
| 803 0065 | Annex 1 Water Meter | 3000 FACILITY CONSTRUCTION | 218,719 | 380,746 | 12,031 | (174,058) |
| 803 0066 | Library Satellite Branch | 3000 FACILITY CONSTRUCTION | - | 204,242 | 183,110 | (387,352) |

| Project Number | Project Description | Fund | Budget Amendment | Encumbrance Amount | Journal Amount | Remaining Budget w/ Encumbrances |
|----------------|---|------------------------------------|------------------|--------------------|----------------|----------------------------------|
| 803 0067 | CRC Renovations | 3000 FACILITY CONSTRUCTION | 617,133 | - | 97,528 | 519,605 |
| 803 0068 | Immersive Museum | 3000 FACILITY CONSTRUCTION | - | - | 5,500,000 | (5,500,000) |
| 804 0008 | Sunnymead Master Drainage Plan - Storm Drain Lines F and F-7 | 2001 MEASURE A | 4,909 | - | 840 | 4,069 |
| 804 0008 | Sunnymead Master Drainage Plan - Storm Drain Lines F and F-7 | 2301 CAPITAL PROJECTS GRANTS | 36,940 | - | - | 36,940 |
| 804 0008 | Sunnymead Master Drainage Plan - Storm Drain Lines F and F-7 | 3002 PUBLIC WORKS CAPITAL PROJECTS | 5,235,670 | 71,610 | 125,887 | 5,038,172 |
| 804 0014 | Sunnymead - Flaming Arrow Drive Storm Drain | 3002 PUBLIC WORKS CAPITAL PROJECTS | 77,123 | - | - | 77,123 |
| 804 0014 | Sunnymead - Flaming Arrow Drive Storm Drain | 2001 MEASURE A | 79,380 | - | - | 79,380 |
| 804 0015 | Sunnymead MDP Line B-16A | 3002 PUBLIC WORKS CAPITAL PROJECTS | 1,615,730 | 310,023 | 1,334,018 | (28,311) |
| 804 0017 | Moreno MDP Line F-18 | 2001 MEASURE A | 139,382 | - | - | 139,382 |
| 804 0017 | Moreno MDP Line F-18 | 3002 PUBLIC WORKS CAPITAL PROJECTS | 1,714,964 | 9,098 | 8,172 | 1,697,693 |
| 804 0018 | Citywide Full Trash Capture Device Installation | 2008 STORM WATER MANAGEMENT | 427,642 | - | - | 427,642 |
| 804 0019 | Water Quality Basin Remediation | 2008 STORM WATER MANAGEMENT | 399,487 | - | - | 399,487 |
| 804 0021 | Moreno MDP Line K/Reche Canyon Detention-Debris Basin | 1010 GENERAL FUND | 36,727 | - | 11,907 | 24,820 |
| 804 0021 | Moreno MDP Line K/Reche Canyon Detention-Debris Basin | 2301 CAPITAL PROJECTS GRANTS | 700,000 | 695,844 | 4,156 | - |
| 804 0021 | Moreno MDP Line K/Reche Canyon Detention-Debris Basin | 3002 PUBLIC WORKS CAPITAL PROJECTS | 3,500,000 | 149,781 | - | 3,350,219 |
| 805 0044 | Alessandro Crosstown Tie | 6011 ELECTRIC - RESTRICTED ASSETS | 215,785 | - | - | 215,785 |
| 805 0045 | Mobile Advanced Metering Infrastructure (AMI) System | 6011 ELECTRIC - RESTRICTED ASSETS | 295,647 | - | - | 295,647 |
| 805 0049 | Day Street Line Extension | 6011 ELECTRIC - RESTRICTED ASSETS | 429,107 | - | - | 429,107 |
| 805 0054 | City Hall Annex Solar Carports | 6011 ELECTRIC - RESTRICTED ASSETS | 422,338 | - | - | 422,338 |
| 805 0055 | Eucalyptus Avenue Line Extension | 6011 ELECTRIC - RESTRICTED ASSETS | 95,273 | - | - | 95,273 |
| 805 0056 | Moreno Beach Bridge Conduit Project | 6011 ELECTRIC - RESTRICTED ASSETS | 125,619 | - | - | 125,619 |
| 805 0057 | Electrical Switch 61 Reconfiguration | 6011 ELECTRIC - RESTRICTED ASSETS | 109,620 | - | - | 109,620 |
| 805 0058 | Alessandro/ Day/ Cactus Loop | 6011 ELECTRIC - RESTRICTED ASSETS | 1,194,853 | 762,314 | 781 | 431,758 |
| 805 0059 | Curbside Electric Vehicle Charging Station | 6011 ELECTRIC - RESTRICTED ASSETS | 66,000 | - | - | 66,000 |
| 805 0060 | Electric Vehicle Charging Station Corporate Yard | 6011 ELECTRIC - RESTRICTED ASSETS | 365,000 | 213,107 | 63,981 | 87,913 |
| 805 0061 | Gas Switch Alternatives | 6011 ELECTRIC - RESTRICTED ASSETS | 223,646 | - | - | 223,646 |
| 805 0062 | Indian Street Line Extension from Gentian Avenue to Iris Avenue | 6011 ELECTRIC - RESTRICTED ASSETS | 1,364,329 | 1,137,805 | 1,760 | 224,764 |
| 805 0063 | iS5 Network Cyber Security | 6011 ELECTRIC - RESTRICTED ASSETS | 27,527 | - | - | 27,527 |
| 805 0064 | Moreno Beach Dr Line Extension from Cactus Ave to JFK Dr | 6011 ELECTRIC - RESTRICTED ASSETS | 1,708,517 | 1,445,924 | 2,697 | 259,896 |
| 805 0065 | Moreno Valley Fire Station #6 SCE to MVU Cutover | 6011 ELECTRIC - RESTRICTED ASSETS | 138,597 | 2,948 | - | 135,649 |
| 805 0066 | MoVal Substation Relay Upgrades | 6011 ELECTRIC - RESTRICTED ASSETS | 21,810 | - | - | 21,810 |
| 805 0067 | Nason St Loop Tie from Iris Ave to Cactus Ave | 6011 ELECTRIC - RESTRICTED ASSETS | 1,693,763 | 1,407,176 | 882 | 285,705 |
| 805 0068 | Moreno Valley Substation Upgrade | 6011 ELECTRIC - RESTRICTED ASSETS | 7,600,715 | 2,946,718 | 3,515,158 | 1,138,839 |
| 805 0069 | Moreno Valley Substation Automation | 6011 ELECTRIC - RESTRICTED ASSETS | 2,497,499 | 66,912 | 104,692 | 2,325,895 |
| 805 0070 | Edgemont Substation | 6011 ELECTRIC - RESTRICTED ASSETS | 2,001,905 | 3,745 | 9,981 | 1,988,179 |
| 805 0071 | Moreno Beach Dr Line Extension from Oliver St to JFK Dr | 6011 ELECTRIC - RESTRICTED ASSETS | 1,343,760 | 32,307 | 20,317 | 1,291,136 |

| Project Number | Project Description | Fund | Budget Amendment | Encumbrance Amount | Journal Amount | Remaining Budget w/ Encumbrances |
|----------------|---|---------------------------------------|------------------|--------------------|----------------|----------------------------------|
| 805 0072 | Battery Storage | 6011 ELECTRIC - RESTRICTED ASSETS | 5,260,000 | - | 595 | 5,259,405 |
| 805 0073 | Electric Vehicle Charging Infrastructure | 6011 ELECTRIC - RESTRICTED ASSETS | 316,340 | - | - | 316,340 |
| 805 0074 | MVU Warehousing Facilities for Storing Electrical Equipment | 6011 ELECTRIC - RESTRICTED ASSETS | 435,000 | - | - | 435,000 |
| 805 0075 | Veterans 33kV Substation | 6011 ELECTRIC - RESTRICTED ASSETS | 110,000 | - | - | 110,000 |
| 805 0076 | World Logistics Center Substation | 6011 ELECTRIC - RESTRICTED ASSETS | 175,000 | - | - | 175,000 |
| 805 0077 | Circuit Sensor Research and Development | 6011 ELECTRIC - RESTRICTED ASSETS | 49,415 | 12,439 | - | 36,976 |
| 805 0078 | MVU Building Remodel | 6011 ELECTRIC - RESTRICTED ASSETS | 700,000 | 82,672 | 104,929 | 512,399 |
| 805 0080 | Ironwood Line Extension | 6011 ELECTRIC - RESTRICTED ASSETS | 5,400,000 | 204,356 | 439,988 | 4,755,656 |
| 805 0081 | EV Charging Amphitheater Parking Lot | 6011 ELECTRIC - RESTRICTED ASSETS | 700,000 | - | - | 700,000 |
| 805 0082 | CRC Microgrid | 6011 ELECTRIC - RESTRICTED ASSETS | 300,000 | - | 489 | 299,511 |
| 805 0083 | EV Charging City Hall Fleet | 6011 ELECTRIC - RESTRICTED ASSETS | 721,000 | - | - | 721,000 |
| 806 SD | Special Districts 79006 | 5013 ZONE E EXTENSIVE LANDSCAPE | - | - | 7,386 | (7,386) |
| 806 SD | Special Districts 79006 | 2050 CFD No. 2014-01 | 50,000 | - | 34,759 | 15,241 |
| 806 SD | Special Districts 79006 | 5112 ZONE M MEDIANS | 60,000 | - | - | 60,000 |
| 806 SD | Special Districts 79006 | 5014 LMD 2014-02 LANDSCAPE MAINT DIST | 425,000 | - | 210,738 | 214,262 |
| 806 SD | Special Districts 79006 | 5111 ZONE D STANDARD LANDSCAPE | 500,000 | - | 40,548 | 459,452 |
| 807 0005 50 57 | Annual ADA Park Improvements | 5113 CFD No. 1 | - | 120,000 | - | (120,000) |
| 807 0005 50 57 | Annual ADA Park Improvements | 3016 PCS CAPITAL PROJ (QUIMBY) | 551,932 | - | - | 551,932 |
| 807 0047 | Moreno Valley Community Park Soccer Field Improvements | 3006 PARKS-COMM SERV CAPITAL PROJECTS | 98,460 | - | - | 98,460 |
| 807 0053 | LED Lighting Improvements at Various Parks | 3015 PCS CAPITAL PROJ (PARK IMPRVMTS) | 70,000 | - | - | 70,000 |
| 807 0053 | LED Lighting Improvements at Various Parks | 5113 CFD No. 1 | 271,561 | - | - | 271,561 |
| 807 0058 | Pump Track at Morrison Park | 3015 PCS CAPITAL PROJ (PARK IMPRVMTS) | 8,043,262 | 6,412,397 | 1,462,524 | 168,342 |
| 807 0060 | Park Rehab & Refurbishment Program | 5113 CFD No. 1 | 1,020,397 | - | 1,218,005 | (197,608) |
| 807 0060 | Park Rehab & Refurbishment Program | 3015 PCS CAPITAL PROJ (PARK IMPRVMTS) | 2,131,831 | - | - | 2,131,831 |
| 807 0060 | Park Rehab & Refurbishment Program | 3006 PARKS-COMM SERV CAPITAL PROJECTS | 5,898,168 | - | 629,566 | 5,268,602 |
| 807 0061 | Equestrian Center Enhancements | 2300 OTHER GRANTS | 122,500 | - | - | 122,500 |
| 807 0061 | Equestrian Center Enhancements | 3015 PCS CAPITAL PROJ (PARK IMPRVMTS) | 122,500 | - | - | 122,500 |
| 807 0062 | Gateway Park Revitalization Project-Dog Park | 3015 PCS CAPITAL PROJ (PARK IMPRVMTS) | 836,640 | 8,948 | 141,471 | 686,222 |
| 807 0062 | Gateway Park Revitalization Project-Dog Park | 2300 OTHER GRANTS | 1,000,000 | - | - | 1,000,000 |
| 807 0063 | Lasselle Sports Park Expansion | 3016 PCS CAPITAL PROJ (QUIMBY) | 62,775 | - | - | 62,775 |
| 807 0064 | Pickleball Court Resurfacing-Woodland Park | 3016 PCS CAPITAL PROJ (QUIMBY) | 150,000 | - | - | 150,000 |
| 808 0004 70 76 | Traffic Signal Coordination Program | 2005 AIR QUALITY MANAGEMENT | 20,107 | - | - | 20,107 |
| 808 0013 70 76 | Traffic Signal Equipment Upgrades | 2000 STATE GASOLINE TAX | 155,480 | 79,756 | 62,074 | 13,650 |
| 808 0013 70 76 | Traffic Signal Equipment Upgrades | 2001 MEASURE A | 370,988 | 18,080 | 267,379 | 85,529 |
| 808 0033 | Citywide Traffic Sign Retroreflectivity Inventory (2022) | 2000 STATE GASOLINE TAX | 155,287 | - | 25,525 | 129,762 |
| 808 0035 | Traffic Signal Upgrades FY 22/23 | 2000 STATE GASOLINE TAX | 99,006 | 114,890 | 15,037 | (30,921) |

| Project Number | Project Description | Fund | Budget Amendment | Encumbrance Amount | Journal Amount | Remaining Budget w/ Encumbrances |
|----------------|--|--------------------------------------|------------------|--------------------|----------------|----------------------------------|
| 808 0035 | Traffic Signal Upgrades FY 22/23 | 2301 CAPITAL PROJECTS GRANTS | 945,809 | 764,011 | 99,461 | 82,337 |
| 808 0036 | Iris Corridor Safety Improvements/Heacock to Nason | 2000 STATE GASOLINE TAX | 42,427 | 5,515 | 3,102 | 33,810 |
| 808 0036 | Iris Corridor Safety Improvements/Heacock to Nason | 2301 CAPITAL PROJECTS GRANTS | 419,644 | 28,541 | 7,768 | 383,335 |
| 808 0037 | Perris Blvd Signalized Intersections Safety Improvements | 2000 STATE GASOLINE TAX | 65,350 | - | 11,398 | 53,952 |
| 808 0037 | Perris Blvd Signalized Intersections Safety Improvements | 2301 CAPITAL PROJECTS GRANTS | 599,405 | 462,528 | 4,557 | 132,321 |
| 808 0038 | Overnight Intersection Visibility Systemic Safety Improvements | 2000 STATE GASOLINE TAX | 140,056 | 5,355 | 6,610 | 128,090 |
| 808 0038 | Overnight Intersection Visibility Systemic Safety Improvements | 2301 CAPITAL PROJECTS GRANTS | 1,246,125 | 0 | 41,074 | 1,205,051 |
| 808 0039 | ITS Master Plan Update | 2001 MEASURE A | 257,000 | - | - | 257,000 |
| 808 0040 | Redlands Boulevard / Locust Avenue Traffic Signal | 3302 DIF TRAFFIC SIGNAL CAPITAL PROJ | 246,436 | 52,312 | 65,215 | 128,909 |
| 808 0041 | Traffic Signal Safety Improvement Plan | 3004 TRAFFIC SIGNAL MITIGATION PROJ | 70,000 | - | - | 70,000 |
| 808 0041 | Traffic Signal Safety Improvement Plan | 2301 CAPITAL PROJECTS GRANTS | 280,000 | - | - | 280,000 |
| 808 0042 | Citywide Sign Post Reflective Sleeves | 1010 GENERAL FUND | 800,000 | - | - | 800,000 |
| 809 0001 30 39 | Citywide Fiber Optic Comm Exp | 7220 TECHNOLOGY SERVICES ASSET FUND | 235,661 | - | - | 235,661 |
| 810 0001 30 39 | Technology Services Equipment Upgrades | 7220 TECHNOLOGY SERVICES ASSET FUND | 2,417,056 | - | - | 2,417,056 |
| 810 0021 | Electric Vehicle Charging Infrastructure Master Plan | 1010 GENERAL FUND | 5,447 | - | - | 5,447 |
| 810 0021 | Electric Vehicle Charging Infrastructure Master Plan | 2301 CAPITAL PROJECTS GRANTS | 42,047 | - | - | 42,047 |
| 810 0022 | MV Roadway Safety Improvements in Three Areas | 2000 STATE GASOLINE TAX | 99,072 | 96,340 | 31,606 | (28,874) |
| 810 0022 | MV Roadway Safety Improvements in Three Areas | 2301 CAPITAL PROJECTS GRANTS | 356,935 | 136,950 | 140,308 | 79,677 |
| 810 0023 | Emergency Operation Center Modernization | 1010 GENERAL FUND | - | 6,252 | 26,422 | (32,674) |
| 810 0024 | Moal Supplementary Safety Improvement Pla | 2001 MEASURE A | 143,000 | - | 302 | 142,698 |
| 810 0024 | Moal Supplementary Safety Improvement Pla | 2301 CAPITAL PROJECTS GRANTS | 572,000 | - | 1,374 | 570,626 |
| 810 0025 | Transportation Demand Management (TDM) Plan | 1010 GENERAL FUND | 15,305 | 13,332 | 427 | 1,545 |
| 810 0025 | Transportation Demand Management (TDM) Plan | 2301 CAPITAL PROJECTS GRANTS | 120,000 | 93,152 | 17,102 | 9,746 |
| 810 0027 | Wifi Garden Expansion | 2512 COMM DEV BLOCK GRANT (CDBG) | 220,267 | - | - | 220,267 |

DIF FUND BALANCES

The following table outlines the Development Impact Fees (DIF) fund balances as of 3/31/2025.

| Fund | Available Fund Balance as of 3/31/2025 |
|-----------------------------------|---|
| 2901 DIF-ARTERIAL STREETS | 9,192,478 |
| 2902 DIF-TRAFFIC SIGNALS | 3,373,158 |
| 2903 DIF-FIRE | 6,766,605 |
| 2904 DIF-POLICE | (5,737,468) * |
| 2905 DIF-PARK IMPROVEMENTS | 4,039,041 ** |
| 2019 QUIMBY IN-LIEU PARK FEES | 1,418,608 |
| 2907 DIF-REC CENTER | 714,575 *** |
| 2908 DIF-LIBRARY | 6,654,887 |
| 2909 DIF-CITY HALL | 358,565 |
| 2910 DIF-CORPORATE YARD | (1,796,334) **** |
| 2911 DIF-INTERCHANGE IMPROVEMENT | 7,747,367 |
| 2912 DIF-MAINTENANCE EQUIPMENT | 1,688,605 |
| 2913 DIF-ANIMAL SHELTER | 36,873 |
| 2914 DIF-ADMINISTRATION | 1,032,001 |
| 2915 DIF-WORKFORCE DEV FACILITIES | 203,371 |
| 2916 DIF-PUBLIC ART | 3,471,606 ***** |

* Pays Debt Services to the 2024 Refunding 2014 Refunding Lease to refund a portion of the 2005 Lease Revenue Bonds

** Loan Agreement with Fund 7330 Facilities Replacement Reserve to cover costs for the Gateway Park Revitalization Project (\$686,640) and Pump Track at Morrison Park Project (\$4,864,366) for the total amount of \$5,551,006

*** Loan Agreement with Fund 7330 Facilities Replacement Reserve to cover costs for the MV Senior Center Expansion for the total amount of \$1,611,217

**** Loan Agreement with Fund 7330 Facilities Replacement Reserve to cover costs for the Corporate Yard Office Building Project for the total amount of \$2,985,000

***** Loan Agreement with Fund 7330 Facilities Replacement Reserve to cover costs for the Immersive Museum Project for the total amount of \$10,000,000

PROJECT SHEETS FOR NEW AND REVISED PROJECTS

Changes to the CIP are reviewed and approved by City Council through an individual project related Staff Report, or in quarterly budget adjustments. Project Sheets are revised if there are changes to the funding source and their respective amounts. New Project Sheets are added to the CIP as we continue to receive grant funds and support citywide improvements. The following Project Sheets are first quarter revisions and additions to our CIP.

Revised Projects

804 0018 -- Citywide Full Trash Capture Device Installation

805 0060 – Electric Vehicle Charging Station Corporate Yard

807 0058 - Pump Track at Morrison Park

808 0039 – ITS Master Plan Update

New Projects

801 0111 - Bay Avenue Sidewalk Improvements - Day Street to Grant Street (CDBG FY 24/25)

803 0068 – Immersive Museum & Public Art Facility

808 0041 – Moreno Valley Citywide Traffic Signal Safety Improvement Plan


810 0024 – Moreno Valley Supplementary Safety Improvement Plan - Phase II

REVISÉ

Budget Adjustment in FY 24/25 3rd Quarter

REVISED

**CITY OF MORENO VALLEY
Capital Improvement Plan - Project Details
FYs 2023-2028 and Beyond**

| | | | | | | | |
|--|--|--|---|--|---|--|--|
| Project Title: Electric Vehicle Charging Station Corporate Yard Department / Division: Public Works Department / Electric Utility Division | | | Project Status: <input type="checkbox"/> New <input type="checkbox"/> Deleted <input checked="" type="checkbox"/> In Progress <input type="checkbox"/> On Hold <input type="checkbox"/> Completed | | Project Priority in CIP Category: <input type="checkbox"/> Essential (Start within 1 yr) <input checked="" type="checkbox"/> Necessary (Start within 1 to 3 yrs) <input type="checkbox"/> Desirable (Start within 3 to 5 yrs) <input type="checkbox"/> Deferrable (Start within 5 to 10 yrs) | | |
| Project Description: This project will install electric vehicle (EV) charging stations (two Level 2 and one Level 3 chargers) at the City's Corporate Yard public parking lot and install electrical infrastructure that will "make ready" future electric vehicle charging stations in the Corporate Yard's fleet parking lot. Justification or Significance of Improvement: The nearest charging station is 2.90 miles from the City's Corporate Yard. Providing a charging station that will be accessible to the public 24/7 will provide a convenient location to serve the community and visitors to Moreno Valley. These projects will be funded primarily from the sale of Low Carbon Fuel Standard (LCFS) credits earned from the installation of EV charging infrastructure and public purpose program funds. As California continues to see growth in the amount of EVs on the road due to recent regulatory changes, more and more EV chargers will need to be installed. Estimated Maintenance Costs: Ongoing maintenance costs are built into Moreno Valley Utilities rate structure as part of the cost to serve. | | | Project Location Map:  | | | | |
| | | | Council District(s): <input type="checkbox"/> District 1 <input type="checkbox"/> District 2 <input type="checkbox"/> District 3 <input checked="" type="checkbox"/> District 4 | | | | |


| Life-to-Date Expenditures Through FY 2021/2022: 0 | | | FY 23/24 - FY 24/25 Budget | | | | | |
|--|------------------------|--|-----------------------------------|--------------------------------|--------------|--------------|----------------------------|---------|
| PROJECT PHASE | Budget FY 2022/2023 | | New Request FY 2023/2024 | New Request FY 2024/2025 | FY 2025/2026 | FY 2026/2027 | FY 2027/2028 and Beyond | Total |
| Prelim. Eng. / Environ. Design Right of Way Construction Other | | | | 365,000 | | | | 365,000 |
| PROJECT TOTAL | | | 0 | 365,000 | 0 | 0 | 0 | 365,000 |

| FUNDING SOURCE | Budget FY 2022/2023 | | New Request FY 2023/2024 | New Request FY 2024/2025 | FY 2025/2026 | FY 2026/2027 | FY 2027/2028 and Beyond | Total |
|---|------------------------|--|--------------------------------|--------------------------------|--------------|--------------|----------------------------|---------|
| Electric-Restricted (6011) 805 0060-6011 | | | | 365,000 | | | | 365,000 |
| REVENUE TOTAL | 0 | | 0 | 365,000 | 0 | 0 | 0 | 365,000 |

Staff Report ID 25-0080 - CC Approved on 1/21/2025

REVISED

CITY OF MORENO VALLEY
Capital Improvement Plan - Project Details
FYs 2023-2028 and Beyond

| | | | | | | | |
|--|--|--|---|--|---|--|--|
| Project Title: Pump Track at Morrison Park Department / Division: Parks & Community Services Department / Parks Division | | | Project Status: <input type="checkbox"/> New <input type="checkbox"/> Deleted <input checked="" type="checkbox"/> In Progress <input type="checkbox"/> On Hold <input type="checkbox"/> Completed | | Project Priority in CIP Category: <input checked="" type="checkbox"/> Essential (Start within 1 yr) <input type="checkbox"/> Necessary (Start within 1 to 3 yrs) <input type="checkbox"/> Desirable (Start within 3 to 5 yrs) <input type="checkbox"/> Defferable (Start within 5 to 10 yrs) | | |
| Project Description: City Staff identified a vacant City lot on the northeast corner of Morrison Street and Cottonwood Avenue as the most suitable location as it is centrally located and previously identified for future expansion of Morrison Park. The overall park project combines the construction of a Pump Track and along with the construction of associated park site improvements including grading for a new parking lot and re-using the dirt for the pump track, a new lighted parking lot with 50 stalls with 3 EV Level 2 Chargers, walkway lights, pump track lights, large picnic shelter, 4 stall pre-fabricated restroom with drinking fountain station, water quality retention basin, landscaping, and an asphalt trail connecting the new parking lot to the existing parking at Morrison Park. Justification or Significance of Improvement: A pump track at Morrison Park will bring a new and unique recreation experience to Moreno Valley and will be a destination recreational feature for the City.. Estimated Maintenance Costs: Annual park maintenance costs average \$19,000 / acre based on budget information provided by the Parks Maintenance Division. Actual maintenance costs may vary depending on the size and amenities of the site. Parks maintenance is typically funded by Zone A (CDF No. 1 for newer parks). | | | Project Location Map:  | | | | |
| | | | Council District(s): <input type="checkbox"/> District 1 <input type="checkbox"/> District 2 <input checked="" type="checkbox"/> District 3 <input type="checkbox"/> District 4 | | | | |

| Life-to-Date Expenditures Through FY 2021/2022: 600 | | | FY 23/24 - FY 24/25 Budget | | | | | |
|--|------------------------|--|-----------------------------------|-----------------------------|--------------|--------------|----------------------------|------------------|
| PROJECT PHASE | Budget FY 2022/2023 | | New Request FY 2023/2024 | New Request FY 2024/2025 | FY 2025/2026 | FY 2026/2027 | FY 2027/2028 and Beyond | Total |
| Prelim. Eng. / Environ. Design | 37,405 | | 14,700 | | | | | 14,700 |
| Right of Way | | | 377,770 | | | | | 377,770 |
| Construction | 500 | | 112 | 8,244,916 | | | | 8,245,028 |
| Other | | | 16,149 | | | | | 16,149 |
| PROJECT TOTAL | 37,905 | | 408,731 | 8,244,916 | 0 | 0 | 0 | 8,653,647 |

| FUNDING SOURCE | Budget FY 2022/2023 | | New Request FY 2023/2024 | New Request FY 2024/2025 | FY 2025/2026 | FY 2026/2027 | FY 2027/2028 and Beyond | Total |
|--------------------------------------|------------------------|--|-----------------------------|-----------------------------|--------------|--------------|----------------------------|------------------|
| PCS Cap Proj (2905) 807 0058-3015 | 37,905 | | 408,731 | 8,244,916 | | | | 8,653,647 |
| REVENUE TOTAL | 37,905 | | 408,731 | 8,244,916 | 0 | 0 | 0 | 8,653,647 |


Budget Adjustment in FY 24/25 3rd Quarter

REVISED

Ratification in FY 24/25 3rd Quarter

NEW

CITY OF MORENO VALLEY
Capital Improvement Plan - Project Details
FYs 2023-2028 and Beyond

| | | | | | | | |
|--|--|--|---|--|---|--|--|
| Project Title: Bay Avenue Sidewalk Improvements - Day Street to Grant Street (CDBG FY 24/25) Department / Division: Public Works Department / Capital Projects Division | | | Project Status: <input checked="" type="checkbox"/> New <input type="checkbox"/> Deleted <input type="checkbox"/> In Progress <input type="checkbox"/> On Hold <input type="checkbox"/> Completed | | Project Priority in CIP Category: <input checked="" type="checkbox"/> Essential (Start within 1 yr) <input type="checkbox"/> Necessary (Start within 1 to 3 yrs) <input type="checkbox"/> Desirable (Start within 3 to 5 yrs) <input type="checkbox"/> Deferrable (Start within 5 to 10 yrs) | | |
| Project Description: This project provides sidewalk improvements on both sides of Bay Avenue between Grant Street and Day Street. Currently, this segment of Bay Avenue is missing sidewalk, curb and gutter. The project could enhance the HUD-CDBG target community in the vicinity of Bay Avenue. Justification or Significance of Improvement: The project would enhance safe walking routes for residents along Bay Avenue. Estimated Maintenance Costs: Street maintenance is typically funded by Gas Tax and Measure A funds, and costs on average are approximately \$2.50 / square foot for grind and overlay and \$0.75 / square foot for slurry seal. Street maintenance costs over a 20-year period are estimated to average almost \$12,000 per 13-foot-wide lane mile per year. Street maintenance funding will be part of the deferred maintenance for the whole network. | | | Project Location Map:  | | | | |
| | | | Council District(s): <input checked="" type="checkbox"/> District 1 <input type="checkbox"/> District 2 <input type="checkbox"/> District 3 <input type="checkbox"/> District 4 | | | | |


| Life-to-Date Expenditures Through FY 2021/2022: 0 | | | FY 23/24 - FY 24/25 Budget | | | | | |
|---|------------------------|--|--------------------------------|--------------------------------|--------------|--------------|----------------------------|-----------|
| PROJECT PHASE | Budget FY 2022/2023 | | New Request FY 2023/2024 | New Request FY 2024/2025 | FY 2025/2026 | FY 2026/2027 | FY 2027/2028 and Beyond | Total |
| Prelim. Eng. / Environ. Design | | | | 150,000 | | | | 150,000 |
| Right of Way | | | | 1,075,997 | | | | 1,075,997 |
| Construction | | | | | | | | |
| Other | | | | | | | | |
| PROJECT TOTAL | | | 0 | 1,225,997 | 0 | 0 | 0 | 1,225,997 |

| FUNDING SOURCE | Budget FY 2022/2023 | | New Request FY 2023/2024 | New Request FY 2024/2025 | FY 2025/2026 | FY 2026/2027 | FY 2027/2028 and Beyond | Total |
|------------------------------|------------------------|--|--------------------------------|--------------------------------|--------------|--------------|----------------------------|-----------|
| CDBG (2512) 801 0111-2512 | | | | 1,225,997 | | | | 1,225,997 |
| REVENUE TOTAL | 0 | | 0 | 1,225,997 | 0 | 0 | 0 | 1,225,997 |

Staff Report ID 6639 - CC Approved on 4/21/2024

NEW

**CITY OF MORENO VALLEY
Capital Improvement Plan - Project Details
FYs 2023-2028 and Beyond**

| | | | | | | | |
|--|--|--|---|--|---|--|--|
| Project Title: Immersive Museum & Public Art Facility Department / Division: Parks & Community Services Department / Parks Division | | | Project Status: <input checked="" type="checkbox"/> New <input type="checkbox"/> Deleted <input type="checkbox"/> In Progress <input type="checkbox"/> On Hold <input type="checkbox"/> Completed | | Project Priority in CIP Category: <input checked="" type="checkbox"/> Essential (Start within 1 yr) <input type="checkbox"/> Necessary (Start within 1 to 3 yrs) <input type="checkbox"/> Desirable (Start within 3 to 5 yrs) <input type="checkbox"/> Deferrable (Start within 5 to 10 yrs) | | |
| Project Description: The City of Moreno Valley will engage a vendor to design, build, and operate a combination permanent museum and a separate art space for temporary art exhibitions. The project will also include space for City offices and public use. The location is the 76,000 square foot first floor of the former Sears retail store in the Moreno Valley Mall. The target completion/opening date for the Museum and Art Space is by Jan 31, 2026. Justification or Significance of Improvement: To boost local traffic and attract new residents, the City plans to redevelop the mall into a destination entertainment district, featuring new hotels, residential units, and a transportation hub. The new Museum and Art Space will serve as a key anchor within the revamped mall. Estimated Maintenance Costs: Annual average building maintenance costs are estimated at approximately \$10/SF. Although actual maintenance costs may vary, this estimated cost is based on an industry accepted standard maintenance cost. | | | Project Location Map:  | | | | |
| | | | Council District(s): <input checked="" type="checkbox"/> District 1 <input type="checkbox"/> District 2 <input type="checkbox"/> District 3 <input type="checkbox"/> District 4 | | | | |

| Life-to-Date Expenditures Through FY 2021/2022: | | | FY 23/24 - FY 24/25 Budget | | | | | |
|---|------------------------|--|--------------------------------|--------------------------------|--------------|--------------|----------------------------|-------------------|
| PROJECT PHASE | Budget FY 2022/2023 | | New Request FY 2023/2024 | New Request FY 2024/2025 | FY 2025/2026 | FY 2026/2027 | FY 2027/2028 and Beyond | Total |
| Prelim. Eng. / Environ. | | | | | | | | |
| Design | | | | | | | | |
| Right of Way | | | | | | | | |
| Construction | | | | 10,000,000 | | | | 10,000,000 |
| Other | | | | | | | | |
| PROJECT TOTAL | 0 | | 0 | 10,000,000 | 0 | 0 | 0 | 10,000,000 |

| FUNDING SOURCE | Budget FY 2022/2023 | | New Request FY 2023/2024 | New Request FY 2024/2025 | FY 2025/2026 | FY 2026/2027 | FY 2027/2028 and Beyond | Total |
|--|------------------------|--|--------------------------------|--------------------------------|--------------|--------------|----------------------------|-------------------|
| DIF Public Art (2916) 803 0068-3000 | | | | 10,000,000 | | | | 10,000,000 |
| REVENUE TOTAL | 0 | | 0 | 10,000,000 | 0 | 0 | 0 | 10,000,000 |

Budget Adjustment in FY 24/25 3rd Quarter

NEW

CITY OF MORENO VALLEY
Capital Improvement Plan - Project Details
FYs 2023-2028 and Beyond

| | | | | | | | | |
|--|--------------------------------|--|--|---|---|---------------------|------------------------------------|-------------------|
| Project Title: Moreno Valley Citywide Traffic Signal Safety Improvement Plan Department / Division: Public Works Department / Transportation Engineering Division | | | Project Status: <input type="checkbox"/> New <input type="checkbox"/> Deleted <input checked="" type="checkbox"/> In Progress <input type="checkbox"/> On Hold <input type="checkbox"/> Completed | | Project Priority in CIP Category: <input checked="" type="checkbox"/> Essential (Start within 1 yr) <input type="checkbox"/> Necessary (Start within 1 to 3 yrs) <input type="checkbox"/> Desirable (Start within 3 to 5 yrs) <input type="checkbox"/> Deferrable (Start within 5 to 10 yrs) | | | |
| Project Description: The City of Moreno Valley was awarded federal funding to study, mitigate and propose the best countermeasure(s) tailored to each of the City's signalized intersections to improve the safety and the reduce the number of collisions for both motorists and pedestrians/cyclists. Justification or Significance of Improvement: The City of Moreno Valley has approximately 197 citywide signalized intersections. There are various crash types that can occur at signalized intersections and proven strategies to reduce these various crash types. It is critical that the safety be improved at all the signalized intersections within the City of Moreno Valley and that each individual signalized intersection be studied and analyzed to recommend and apply the most appropriate and effective countermeasure(s) at each location. The City has never engaged in this sort of intersection specific study before therefore it is currently deficient in this area; the City is hoping to provide a solution to this deficiency. Estimated Maintenance Costs: Annual average costs associated with traffic signal maintenance are approximately \$3,500 per traffic signal. Although actual maintenance costs may vary, this cost is based on the City's historical maintenance costs for traffic signals. Currently no new source has been identified to fund the maintenance of the new traffic signal(s) in this project. | | | Project Location Map: <div align="center">CITYWIDE</div> | | | | | |
| | | | Council District(s): <input checked="" type="checkbox"/> District 1 <input checked="" type="checkbox"/> District 2 <input checked="" type="checkbox"/> District 3 <input checked="" type="checkbox"/> District 4 | | | | | |
| Life-to-Date Expenditures Through FY 2021/2022: 0 | | | FY 23/24 - FY 24/25 Budget | | | | | |
| PROJECT PHASE | Budget FY 2022/2023 | | New Request FY 2023/2024 | New Request FY 2024/2025 | FY 2025/2026 | FY 2026/2027 | FY 2027/2028 and Beyond | Total |
| Prelim. Eng. / Environ. Design Right of Way Construction Other | | | | 350,000 | | | | 350,000 |
| PROJECT TOTAL | | | 0 | 350,000 | 0 | 0 | 0 | 350,000 |
| FUNDING SOURCE | Budget FY 2022/2023 | | New Request FY 2023/2024 | New Request FY 2024/2025 | FY 2025/2026 | FY 2026/2027 | FY 2027/2028 and Beyond | Total |
| Cap Proj Grants (2301) 808 0041-2301 Traffic Sig Mit (3004) 808 0041-3004 | | | | 280,000 70,000 | | | | 280,000 70,000 |
| REVENUE TOTAL | 0 | | 0 | 350,000 | 0 | 0 | 0 | 350,000 |

Staff Report ID 25-0076 - CC Approved on 1/21/2025

NEWRatification in FY 24/25 3rd Quarter

SUMMARY

Population growth and private development increased the demand for street and traffic signal construction, new parks, expansion of public buildings, and new electric facilities to reliably serve existing and future customers. Aligning the City's capital budget with community needs will continue to be a challenge. However, the city has taken steps to expand funding that demonstrates its commitment to maintaining and enhancing capital needs. Capital planning represents an ongoing investment in the City's future to ensure the timely repair and replacement of aging infrastructure, and the implementation of priorities to meet the demands of our community. Staff will continue to pursue funding alternatives and identify priorities for Council's consideration to deliver projects that meet the needs of the city and the region.

Moreno Valley Community Foundation Budget

| Expense Classifications | FY 2023/24 Amended Budget | FY 2024/25 Amended Budget |
|------------------------------------|------------------------------|------------------------------|
| Community Benefit | \$ 316,250 | \$ 316,250 |
| Operating Materials & Supplies | 70,969 | 61,566 |
| Contractual Services | 112,500 | 112,500 |
| Professional Services | 25,000 | 41,200 |
| Personnel Services | 9,190 | 9,190 |
| Marketing Services | 934 | 934 |
| Total Administrative Budget | \$ 534,843 | \$ 541,640 |

RESOLUTION NO. 2025-XX

A RESOLUTION OF THE CITY COUNCIL OF THE CITY OF
MORENO VALLEY, CALIFORNIA, ADOPTING THE
REVISED OPERATING AND CAPITAL BUDGETS FOR
FISCAL YEARS 2023/24 AND 2024/25

WHEREAS, the City Council approved the Operating and Capital Budgets for the City for Fiscal Years 2023/24 and 2024/25, a copy of which, as may have been amended by the City Council, is on file in the Office of the City Clerk and is available for public inspection; and

WHEREAS, the City Council approves amendments to the budgets throughout the fiscal year and such prior amendments are reflected within the current amended budget and further ratified as part of the adoption of the quarterly budget amendments; and

WHEREAS, the City Manager has heretofore submitted to the City Council proposed amendments to the Operating and Capital Budgets for the City for Fiscal Years 2023/24 and 2024/25, a copy of which, as may have been amended by the City Council, is on file in the Office of the City Clerk and is available for public inspection; and

WHEREAS, the said proposed amendments to the Operating and Capital Budgets contain estimates of the services, activities and projects comprising the budget, and contains expenditure requirements and the resources available to the City; and

WHEREAS, the said proposed amendments to the Operating and Capital Budgets contain the estimates of uses of fund balance as required to stabilize the delivery of City services during periods of operational deficits; and

WHEREAS, the City Council has made such revisions to the proposed amended Operating and Capital Budgets as so desired; and

WHEREAS, the City Manager may authorize submittal of grant applications and is also authorized to accept grant awards on behalf of the City as further described in the Grants Administrative Procedure; and

WHEREAS, it is the intent to ensure that maximum efficiency and savings are realized in the procurement of the annual technology maintenance agreements, the City Manager is authorized to approve such agreements as long as budget was previously appropriated by the City Council and approved by the City Attorney; and

WHEREAS, it is the intent to ensure that maximum efficiency and savings are realized in the procurement of the annual legal services agreements, the City Manager is authorized to approve such agreements as long as budget was previously appropriated by the City Council and approved by the City Attorney; and

WHEREAS, it is the intent to ensure that maximum efficiency and savings are realized in the procurement of the Moreno Valley Utility purchase power agreements, the City Manager is authorized to approve such agreements as long as budget was previously appropriated by the City Council and approved by the City Attorney; and

WHEREAS, it is the intent to ensure that maximum efficiency and savings are realized in the procurement of annual temporary staffing service agreements, the City Manager is authorized to approve such agreements as long as budget was previously appropriated by the City Council and approved by the City Attorney; and

WHEREAS, it is the intent to ensure that maximum efficiency and savings are realized in the procurement of facility furniture purchases, the City Manager is authorized to approve such agreements as long as budget was previously appropriated by the City Council and approved by the City Attorney; and

WHEREAS, it is the intent to ensure that maximum efficiency and savings are realized in the procurement of annual advertisement and marketing materials/services, the City Manager is authorized to approve such agreements as long as budget was previously appropriated by the City Council and approved by the City Attorney; and

WHEREAS, the amended Operating and Capital Budgets, as herein approved, will enable the City Council to make adequate financial plans and will ensure that City officers can administer their respective functions in accordance with such plans.

NOW, THEREFORE, THE CITY COUNCIL OF THE CITY OF MORENO VALLEY, CALIFORNIA, DOES HEREBY RESOLVE AS FOLLOWS:

1. The proposed amendments to the Operating and Capital Budgets, attached as Exhibit A and as on file in the Office of the City Clerk, and as may have been amended by the City Council, are hereby approved and adopted as the annual Operating and Capital Budgets of the City of Moreno Valley for Fiscal Years 2023/24 and 2024/25.
2. The Proposed Amendments to the City Position Summary, included as Exhibit B to this Resolution, and on file in the Office of the City Clerk, and as may have been amended by the City Council, is hereby adopted as part of the Approved City Position Summary of the City of Moreno Valley for Fiscal Years 2023/24 and 2024/25.
3. The Proposed Amendments to the Career Positions Salary Schedule, included as Exhibit C to this Resolution, and on file in the Office of the City Clerk, and as may have been amended by the City Council, is hereby adopted as part of the Approved Career Positions Salary Schedule of the City of Moreno Valley for Fiscal Years 2023/24 and 2024/25.
4. The Council Electronic Communication Policy, as Exhibit D to this Resolution is hereby amended.

5. Within fifteen (15) days after the adoption of this Resolution, the City Clerk shall certify to the adoption hereof and, as so certified, cause a copy to be posted in at least three (3) public places within the City.

BE IT FURTHER RESOLVED that this Resolution shall take effect immediately upon its adoption.

APPROVED AND ADOPTED this 17th day of June, 2025.

Mayor of the City of Moreno Valley

ATTEST:

City Clerk

APPROVED AS TO FORM:

City Attorney

RESOLUTION JURAT

STATE OF CALIFORNIA)
COUNTY OF RIVERSIDE) ss.
CITY OF MORENO VALLEY)

I, M. Patricia Rodriguez, CMC, City Clerk of the City of Moreno Valley, California, do hereby certify that Resolution No. 2025-XX was duly and regularly adopted by the City Council of the City of Moreno Valley at a regular meeting thereof held on the 17th day of June, 2025, by the following vote:

AYES:

NOES:

ABSENT:

ABSTAIN:

(Council Members, Mayor Pro Tem and Mayor)

CITY CLERK

(SEAL)

CITY OF MORENO VALLEY
GENERAL FUND
FY 2024/25 Proposed Amendments

| Department | Fund | Account Description | General Ledger Account | Project | Fiscal Year 2024/25 Amended Budget | Proposed Amendment | Revised Budget | Description - Proposed Adjustment |
|-----------------------|------|--------------------------|-------------------------|----------------|---------------------------------------|-----------------------|----------------|--------------------------------------|
| Community Development | 1010 | Donations | 1010-20-38-18210-580200 | DN UAAR 24-LRG | \$ 129,000 | \$ (62,500) | \$ 66,500 | Projected revenue |
| Community Development | 1010 | Donations | 1010-20-38-18210-580200 | DN UAAR 24-MED | 129,000 | (62,500) | 66,500 | Projected revenue |
| Non-Department | 1010 | Property Tax in Lieu-VLF | 1010-99-99-91010-401060 | | 30,201,630 | 1,214,385 | 31,416,015 | Budget true-up |
| REVENUE TOTAL | | | | | \$ 30,459,630 | \$ 1,089,385 | \$ 31,549,015 | |

| Department | Fund | Account Description | General Ledger Account | Project | Fiscal Year 2024/25 Amended Budget | Proposed Amendment | Revised Budget | Description - Proposed Adjustment |
|-----------------------|------|--|-------------------------|----------------|---------------------------------------|-----------------------|----------------|--------------------------------------|
| City Attorney | 1010 | Transfers to - GENERAL PLAN AMENDMENTS | 1010-99-99-91010-902018 | | \$ - | \$ 500,000 | \$ 500,000 | Transfer |
| Community Development | 1010 | Professional Svcs - Veterinary Svcs | 1010-20-38-18210-620250 | DN UAAR 24-LRG | 125,000 | (62,500) | 62,500 | Projected expense |
| Community Development | 1010 | Professional Svcs - Veterinary Svcs | 1010-20-38-18210-620250 | DN UAAR 24-MED | 125,000 | (62,500) | 62,500 | Projected expense |
| Human Resources | 1010 | Training & Travel - Citywide | 1010-18-22-18030-620520 | | - | 60,000 | 60,000 | Projected expense |
| Non-Department | 1010 | Salaries-Reimbursable (In/Out) | 1010-30-35-25010-611510 | | - | (72,574) | (72,574) | Budget true-up |
| Non-Department | 1010 | Transfers to 2014 REFUNDING 2005 LRB | 1010-99-99-91010-903713 | | - | 500 | 500 | Budget true-up |
| Non-Department | 1010 | Transfers to LMD 2014-01 | 1010-99-99-91010-905012 | | 346,500 | 36,500 | 383,000 | Budget true-up |
| Non-Department | 1010 | Transfers to ZONE "C" ART LGHT FUND | 1010-99-99-91010-905110 | | 150,000 | 42,000 | 192,000 | Budget true-up |
| EXPENSE TOTAL | | | | | \$ 746,500 | \$ 441,426 | \$ 1,187,926 | |

CITY OF MORENO VALLEY
NON-GENERAL FUND
FY 2024/2025 Proposed Amendments

| Department | Fund | Account Description | General Ledger Account | Project | Fiscal Year 2024/25 Amended Budget | Proposed Amendment | Revised Budget | Description - Proposed Adjustment |
|---------------------------------|------|---|-------------------------|----------------|---------------------------------------|-----------------------|----------------|--------------------------------------|
| City Attorney | 2018 | Transfers in - from GENERAL FUND | 2018-99-99-92018-801010 | | \$ - | \$ 500,000 | \$ 500,000 | Transfer |
| Community Development | 4016 | Donations | 4016-20-38-18211-580200 | | - | 1,119 | 1,119 | Projected revenue |
| Community Development | 4016 | Donations | 4016-20-38-18211-580200 | DN UAAR 24-LRG | - | 62,500 | 62,500 | Projected revenue |
| Community Development | 4016 | Donations | 4016-20-38-18211-580200 | DN UAAR 24-MED | - | 62,500 | 62,500 | Projected revenue |
| City Manager | 7210 | Fed Grant-Operating Revenue | 7210-99-99-97210-485000 | | - | 195,000 | 195,000 | UASI Grant revenue |
| Financial & Management Services | 2006 | Other Fees | 2006-30-79-25701-509000 | | 150,000 | 165,000 | 315,000 | Budget true-up |
| Financial & Management Services | 2200 | Waste Managmt. Recycling | 2200-30-34-77311-486200 | GL CPP 23 | 27,257 | 52,084 | 79,341 | Budget true-up |
| Financial & Management Services | 2207 | State Grant-Operating Revenue | 2207-30-34-77415-486000 | GL OPP 15 | 27,257 | 10,020 | 37,277 | Budget true-up |
| Non-Department | 2800 | County Article 3 | 2800-99-99-92800-487100 | | 562,012 | (562,012) | - | Budget true-up |
| Non Deptarmental | 2911 | Dev Impact Fee: Res-Single | 2911-99-95-92911-506010 | | - | 1,500,000 | 1,500,000 | Budget true-up |
| Non Deptarmental | 2911 | Dev Impact Fee: Comm-Regional | 2911-99-95-92911-506040 | | 192,372 | 1,000,000 | 1,192,372 | Budget true-up |
| Non Deptarmental | 2916 | Dev Impact Fee: Res-Single | 2916-99-95-92916-506010 | | - | 1,400,000 | 1,400,000 | Budget true-up |
| Non-Department | 3000 | Transfers in - from DIF - CORPORATE YARD | 3000-99-99-93000-802910 | | 4,800,000 | 2,985,000 | 7,785,000 | Budget true-up |
| Non-Department | 3713 | Interest Income - Investments | 3713-99-90-93713-460010 | | - | 281,300 | 281,300 | Budget true-up |
| Non-Department | 3713 | Transfers in - from GENERAL FUND | 3713-99-90-93713-801010 | | - | 500 | 500 | Budget true-up |
| Non-Department | 3713 | Transfers in - from 2024 Refunding 2014 LRB | 3713-99-90-93713-803716 | | - | 21,495,950 | 21,495,950 | Budget true-up |
| Non-Department | 3716 | Bond Proceeds | 3716-99-90-93716-589000 | | - | 19,645,500 | 19,645,500 | Budget true-up |
| Non-Department | 3716 | Bond Premium | 3716-99-90-93716-589012 | | - | 2,263,000 | 2,263,000 | Budget true-up |
| Non-Department | 3716 | Other Misc. Revenue | 3716-99-90-93716-589900 | | - | 89,750 | 89,750 | Budget true-up |
| Non-Department | 3716 | Transfers in - from 2014 Refunding 2005 LRB | 3716-99-90-93716-803713 | | - | 5,990,500 | 5,990,500 | Budget true-up |
| Non-Department | 5012 | Transfers in - from GENERAL FUND | 5012-99-99-95012-801010 | | 346,500 | 36,500 | 383,000 | Budget true-up |
| Non-Department | 5110 | Transfers in - from GENERAL FUND | 5110-99-99-95110-801010 | | 150,000 | 42,000 | 192,000 | Budget true-up |
| Non-Department | 7330 | Transfers in - from FACILITY CONST FUND | 7330-99-99-97330-803000 | | - | 2,985,000 | 2,985,000 | Budget true-up |
| Parks & Community Services | 3015 | Transfers in - from DIF - PARK IMPROVEMENTS | 3015-99-99-93015-802905 | | 2,187,875 | 201,654 | 2,389,529 | Transfer |
| REVENUE TOTAL | | | | | \$ 8,443,273 | \$ 60,402,865 | \$ 68,846,138 | |

CITY OF MORENO VALLEY
NON-GENERAL FUND
FY 2024/2025 Proposed Amendments

| Department | Fund | Account Description | General Ledger Account | Project | Fiscal Year 2024/25 Amended Budget | Proposed Amendment | Revised Budget | Description - Proposed Adjustment |
|---------------------------------|------|--|-------------------------|------------------|---------------------------------------|-----------------------|----------------|--------------------------------------|
| City Attorney | 2018 | Contractual Svcs - Other | 2018-99-99-92018-625099 | | \$ 384,183 | \$ 715,817 | \$ 1,100,000 | Projected expense |
| Community Development | 4016 | Professional Svcs - Veterinary Svcs | 4016-20-38-18211-620250 | DN UAAR 24-LRG | 16,200 | 62,500 | 78,700 | Projected expense |
| Community Development | 4016 | Professional Svcs - Veterinary Svcs | 4016-20-38-18211-620250 | DN UAAR 24-MED | 16,200 | 62,500 | 78,700 | Projected expense |
| Community Development | 4016 | Oper Mtrls - Furn & Equip | 4016-20-38-18211-630330 | | - | 1,119 | 1,119 | Projected expense |
| Financial & Management Services | 2200 | Salaries-Regular - Other | 2200-30-34-77311-611199 | GL CPP 23 | 21,480 | 25,104 | 46,584 | Budget true-up |
| Financial & Management Services | 2207 | Salaries-Regular - Other | 2207-30-34-77415-611199 | GL OPP 15 | 8,425 | 1,595 | 10,020 | Budget true-up |
| Non-Department | 2910 | Transfers to FACILITY CONST FUND | 2910-99-95-92910-903000 | | 4,800,000 | 2,985,000 | 7,785,000 | Budget true-up |
| Non-Department | 3000 | Transfer to FACILITIES REPLACEMENT RESERVE | 3000-99-99-93000-907330 | | - | 2,985,000 | 2,985,000 | Budget true-up |
| Non-Department | 3713 | Professional Svcs - Other | 3713-99-90-93713-620299 | | - | 500 | 500 | Budget true-up |
| Non-Department | 3713 | Bond Principal | 3713-99-90-93713-670314 | | - | 21,305,000 | 21,305,000 | Budget true-up |
| Non-Department | 3713 | Interest Expense | 3713-99-90-93713-670410 | | - | 472,250 | 472,250 | Budget true-up |
| Non-Department | 3713 | Transfers to 2024 REFUNDING 2014 LRB | 3713-99-90-93713-903716 | | - | 5,990,500 | 5,990,500 | Budget true-up |
| Non-Department | 3716 | Salaries-Reimbursable (In/Out) | 3716-99-90-93716-611510 | | - | 72,574 | 72,574 | Budget true-up |
| Non-Department | 3716 | Bond Principal | 3716-99-90-93716-670314 | | 1,560,825 | 4,725 | 1,565,550 | Budget true-up |
| Non-Department | 3716 | Interest Expense | 3716-99-90-93716-670410 | | - | 685,000 | 685,000 | Budget true-up |
| Non-Department | 3716 | Bond/Lease Issuance Costs | 3716-99-90-93716-670510 | | 681,860 | (265,000) | 416,860 | Budget true-up |
| Non-Department | 3716 | Transfers to 2014 REFUNDING 2005 LRB | 3716-99-90-93716-903713 | | - | 21,495,950 | 21,495,950 | Budget true-up |
| Non-Department | 6032 | Principal Pymt- Contra Ac | 6032-99-90-96032-670312 | | (159,681) | (2,350,420) | (2,510,101) | Budget true-up |
| Non-Department | 6032 | Bond Principal | 6032-99-90-96032-670314 | | 159,681 | 2,350,420 | 2,510,101 | Budget true-up |
| Non-Department | 6036 | Principal Pymt- Contra Ac | 6036-99-90-96036-670312 | | - | (184,450) | (184,450) | Budget true-up |
| Non-Department | 6036 | Bond Principal | 6036-99-90-96036-670314 | | - | 184,450 | 184,450 | Budget true-up |
| Non-Department | 6036 | Interest Expense | 6036-99-90-96036-670410 | | - | 98,500 | 98,500 | Budget true-up |
| Parks & Community Services | 2905 | Transfers to PCS CAP PROJECT (PARK IMPROVEMENTS) | 2905-99-95-92905-903015 | | 2,187,875 | 201,654 | 2,389,529 | Transfer |
| Parks & Community Services | 3000 | CIP Other | 3000-50-59-80003-720199 | 803 0068-3000-99 | - | 10,000,000 | 10,000,000 | Projected expense |
| Parks & Community Services | 3015 | CIP Other | 3015-50-57-80007-720199 | 807 0058-3015-99 | 11,204,233 | 201,654 | 11,405,887 | Projected expense |
| Public Works | 2000 | Salaries-Overtime | 2000-70-78-45311-611210 | | - | 43,000 | 43,000 | Projected expense |
| Public Works | 2000 | Salaries-Temporary | 2000-70-78-45311-611310 | | - | 100,000 | 100,000 | Projected expense |
| Public Works | 2000 | Contractual Svcs - Other | 2000-70-78-45311-625099 | | 25,000 | 50,000 | 75,000 | Projected expense |
| Public Works | 2000 | Oper Mtrls - Furn & Equip | 2000-70-78-45311-630330 | | 53,000 | 30,000 | 83,000 | Projected expense |
| Public Works | 2008 | CIP Other | 2008-70-29-80004-720199 | 804 0018-2008-99 | 827,129 | 100,000 | 927,129 | Projected expense |
| Public Works | 7410 | Training & Travel | 7410-70-40-45370-620510 | | 1,600 | 25,000 | 26,600 | Projected expense |
| Public Works | 7410 | Oper Mtrls - Tools | 7410-70-40-45370-630320 | | 20,000 | 25,000 | 45,000 | Projected expense |
| Public Works | 7410 | Oper Mtrls - Fuel: Gasoline | 7410-70-40-45370-630355 | | 475,000 | 70,000 | 545,000 | Projected expense |
| EXPENSE TOTAL | | | | | \$ 22,283,010 | \$ 67,544,942 | \$ 89,827,952 | |

CITY OF MORENO VALLEY
FY 2024/25 Ratification Amendments

| Department | Fund | Account Description | General Ledger Account | Project | Amendment | Description - Ratification |
|----------------------------|------|-------------------------------|-------------------------|---|--------------|--|
| City Manager | 2506 | Fed Grant-Operating Revenue | 2506-16-92-72657-485000 | GR HOME 24 Various Projects | \$ 434,817 | Allocate Projects to HOME Grant Budget |
| City Manager | 2506 | Fed Grant-Operating Revenue | 2506-16-92-72658-485000 | HOME ARP Various Projects | 2,427,401 | Reallocate project budget |
| City Manager | 2506 | Fed Grant-Operating Revenue | 2506-16-92-72658-485000 | | (2,427,401) | Reallocate project budget |
| City Manager | 2512 | Fed Grant-Operating Revenue | 2512-16-92-72611-485000 | GR CDBG 24 Various Projects & 801 011-2512-98 | 1,993,501 | Allocate Projects to CDBG Budget |
| City Manager | 2512 | Fed Grant-Operating Revenue | 2512-16-92-80010-485000 | 810-0027-2512-98 | 220,267 | Reallocate project budget |
| City Manager | 2512 | Fed Grant-Operating Revenue | 2512-30-39-80010-485000 | 810-0027-2512-98 | (220,267) | Reallocate project budget |
| City Manager | 2514 | Fed Grant-Operating Revenue | 2514-16-92-72751-485000 | GR ESG 23 & 24 Various Projects | 173,934 | Allocate Projects to ESG Budget |
| Community Development | 4016 | Other Grant-Operating Revenue | 4016-20-38-18211-489000 | | 1,200 | Grey Muzzle Grant |
| Economic Development | 8884 | Interest Income - Investments | 8884-22-25-20601-460010 | | (25,000) | Reallocation of budget |
| Economic Development | 8884 | Interest Inc. - Rental Rehab | 8884-22-25-20601-460090 | | (50,000) | Reallocation of budget |
| Economic Development | 8884 | Unrealized Gains/Losses | 8884-22-25-20601-464010 | | (25,000) | Reallocation of budget |
| Economic Development | 8884 | Other Misc. Revenue | 8884-22-25-20601-589900 | | (1,000) | Reallocation of budget |
| Economic Development | 8884 | Interest Income - Investments | 8884-99-99-98884-460010 | | 25,000 | Reallocation of budget |
| Economic Development | 8884 | Interest Inc. - Rental Rehab | 8884-99-99-98884-460090 | | 50,000 | Reallocation of budget |
| Economic Development | 8884 | Unrealized Gains/Losses | 8884-99-99-98884-464010 | | 25,000 | Reallocation of budget |
| Economic Development | 8884 | Other Misc. Revenue | 8884-99-99-98884-589900 | | 1,000 | Reallocation of budget |
| Parks & Community Services | 2300 | Fed Grant-Capital Revenue | 2300-50-57-80007-485010 | 807 0062-2300-98 | 1,000,000 | Reallocation of budget |
| Parks & Community Services | 2300 | County Grant-Capital Revenue | 2300-50-57-80007-487010 | 807 0062-2300-98 | (1,000,000) | Reallocation of budget |
| REVENUE TOTAL | | | | | \$ 2,603,452 | |

| Department | Fund | Account Description | General Ledger Account | Project | Amendment | Description - Ratification |
|----------------------------|------|-------------------------------------|-------------------------|---------------------------------|--------------|--|
| City Clerk | 1010 | Training & Travel | 1010-10-01-10011-620510 | | \$ (4,000) | Budget true-up |
| City Clerk | 1010 | Training & Travel | 1010-10-01-10012-620510 | | (4,000) | Budget true-up |
| City Clerk | 1010 | Training & Travel | 1010-10-01-10013-620510 | | (6,000) | Budget true-up |
| City Clerk | 1010 | Training & Travel | 1010-10-01-10014-620510 | | (4,000) | Budget true-up |
| City Clerk | 1010 | Training & Travel | 1010-10-01-10015-620510 | | (8,000) | Budget true-up |
| City Manager | 2506 | Professional Svcs - Other | 2506-16-92-72657-620299 | GR HOME 24 Admin | 62,817 | Allocate Projects to HOME Grant Budget |
| City Manager | 2506 | HOME Programs | 2506-16-92-72657-733102 | GR HOME 24 Various Projects | 372,000 | Allocate Projects to HOME Grant Budget |
| City Manager | 2506 | HOME Programs | 2506-16-92-72658-733102 | HOME ARP Various Projects | 2,427,401 | Reallocate project budget |
| City Manager | 2506 | HOME Programs | 2506-16-92-72658-733102 | | (2,427,401) | Reallocate project budget |
| City Manager | 2512 | Professional Svcs - Other | 2512-16-92-72611-620299 | GR CDBG ADMIN | 391,407 | Allocate Projects to CDBG Budget |
| City Manager | 2512 | CDBG Public Services | 2512-16-92-72611-730102 | GR CDBG Various Projects | 226,117 | Allocate Projects to CDBG Budget |
| City Manager | 2512 | Rehabilitation | 2512-16-92-72611-730104 | GR CDBG REHAB | 150,000 | Allocate Projects to CDBG Budget |
| City Manager | 2512 | CIP Other | 2512-70-77-80001-720199 | 801 0111-2512-99 | 1,225,977 | Allocate Projects to CDBG Budget |
| City Manager | 2514 | Professional Svcs - Other | 2514-16-92-72751-620299 | GR ESG 24-Admin | 13,045 | Allocate Projects to ESG Budget |
| City Manager | 2514 | ESG Programs | 2514-16-92-72751-733210 | GR ESG 23 & 24 Various Projects | 160,889 | Allocate Projects to ESG Budget |
| Community Development | 4016 | Professional Svcs - Veterinary Svcs | 4016-20-38-18211-620250 | | 1,200 | Grey Muzzle Grant |
| Parks & Community Services | 5011 | CIP Other | 5011-50-57-80003-720199 | 803 0054-5011-99 | (70,930) | Project completion |
| Parks & Community Services | 5113 | CIP Other | 5113-50-57-80007-720199 | 807 0052-5113-99 | (10,500) | Project completion |
| Public Works | 2001 | CIP Other | 2001-70-76-80008-720199 | 801 0024 | 143,000 | Reallocate project budget |
| Public Works | 2001 | CIP Other | 2001-70-76-80008-720199 | 808 0039 | (143,000) | Reallocate project budget |
| EXPENSE TOTAL | | | | | \$ 2,496,022 | |

City of Moreno Valley
FY 2023/24 - 2024/25
City Position Summary

| Position Title | Adopted Qtrly | | | | | |
|--|---------------|---------|---------|---------|---------|---------|
| | FY | FY | FY | FY | FY | FY |
| | 2022/23 | 2023/24 | 2023/24 | 2023/24 | 2024/25 | 2024/25 |
| | No. | Adj. | Adj. | No. | Adj. | No. |
| Accountant I | 1 | - | - | 1 | - | 1 |
| Accountant II | 1 | - | - | 1 | (1) | - |
| Accounts Receivable Supervisor | - | - | - | - | 1 | 1 |
| Accounting Assistant | 3 | (1) | - | 2 | - | 2 |
| Accounting Technician | 1 | - | - | 1 | - | 1 |
| Accounts Payable Supervisor | 1 | - | - | 1 | - | 1 |
| Administrative Assistant | 7 | 3 | - | 10 | - | 10 |
| Animal Care Technician | 5 | - | - | 5 | - | 5 |
| Animal Care Technician Supervisor | 1 | - | - | 1 | - | 1 |
| Animal Control Officer | 6 | - | - | 6 | - | 6 |
| Animal Rescue Coordinator | 1 | - | - | 1 | - | 1 |
| Animal Services Assistant | 4 | - | - | 4 | - | 4 |
| Animal Services Dispatcher | 1 | - | - | 1 | - | 1 |
| Animal Services Division Manager | 1 | - | - | 1 | - | 1 |
| Animal Services Field Supervisor | 1 | - | - | 1 | - | 1 |
| Animal Services License Inspector | 1 | - | - | 1 | - | 1 |
| Animal Services Office Supervisor | 1 | - | - | 1 | - | 1 |
| Applications & Database Administrator | 1 | - | - | 1 | - | 1 |
| Applications Analyst | 1 | 1 | - | 2 | - | 2 |
| Assistant City Manager (Administration) | 1 | - | - | 1 | - | 1 |
| Assistant City Manager (Development) | 1 | - | - | 1 | - | 1 |
| Assistant to the City Manager | 1 | - | - | 1 | - | 1 |
| Assistant Crossing Guard Supervisor | 1 | - | - | 1 | - | 1 |
| Assistant Engineer | 2 | - | - | 2 | - | 2 |
| Assistant Network Administrator | 1 | - | - | 1 | - | 1 |
| Associate Engineer I | 2 | - | - | 2 | - | 2 |
| Associate Engineer II | 3 | - | - | 3 | - | 3 |
| Associate Planner | 4 | - | - | 4 | - | 4 |
| Audio Visual Technician | 2 | - | - | 2 | - | 2 |
| Banquet Facility Representative | 1 | - | - | 1 | - | 1 |
| Building Division Manager/Official | 1 | - | - | 1 | - | 1 |
| Building Inspector I/II | 3 | - | - | 3 | - | 3 |
| Building Safety Supervisor | 1 | - | - | 1 | - | 1 |
| Business License Liaison | 1 | - | - | 1 | - | 1 |
| Chief Financial Officer | - | 1 | - | 1 | - | 1 |
| Child Care Assistant | 4 | - | - | 4 | - | 4 |
| Child Care Instructor II | 4 | - | - | 4 | - | 4 |
| Child Care Program Manager | 1 | - | - | 1 | - | 1 |
| Child Care Site Supervisor | 4 | - | - | 4 | - | 4 |
| City Manager | 1 | - | - | 1 | - | 1 |
| Community Development Director | 1 | - | - | 1 | - | 1 |
| Community Enhancement Division Manager | 1 | - | - | 1 | - | 1 |
| Community Enhancement Officer I | 6 | - | - | 6 | - | 6 |
| Community Enhancement Officer II | 3 | - | - | 3 | - | 3 |
| Community Enhancement Supervisor | 1 | - | - | 1 | - | 1 |
| Community Services Assistant Coordinator | 4 | - | - | 4 | - | 4 |
| Community Services Coordinator | 4 | - | - | 4 | - | 4 |
| Community Services Division Manager | - | 1 | - | 1 | - | 1 |
| Community Services Supervisor | 4 | - | - | 4 | - | 4 |
| Construction Inspector | 2 | - | - | 2 | - | 2 |
| Construction Inspector Supervisor | 1 | - | - | 1 | - | 1 |
| Crossing Guard | 35 | - | - | 35 | - | 35 |
| Crossing Guard Supervisor | 1 | - | - | 1 | - | 1 |
| Customer Service Manager | - | 1 | - | 1 | - | 1 |
| Deputy City Clerk | 1 | - | - | 1 | - | 1 |
| Deputy City Manager | 1 | - | - | 1 | - | 1 |
| Deputy Compliance Director | - | 1 | - | 1 | - | 1 |
| Deputy Finance Director | 1 | - | - | 1 | - | 1 |
| Economic Development Division Manager | 2 | - | - | 2 | - | 2 |
| Economic Development & Housing Director | - | 1 | - | 1 | - | 1 |
| Electric Utility Assistant Manager | - | - | 1 | 1 | - | 1 |
| Electric Utility Chief Engineer | 1 | - | (1) | - | - | - |

City of Moreno Valley
FY 2023/24 - 2024/25
City Position Summary

| Position Title | Adopted Qtrly | | | | | |
|---|---------------|---------|---------|---------|---------|---------|
| | FY | FY | FY | FY | FY | FY |
| | 2022/23 | 2023/24 | 2023/24 | 2023/24 | 2024/25 | 2024/25 |
| | No. | Adj. | Adj. | No. | Adj. | No. |
| Electric Utility Division Manager | 1 | - | - | 1 | - | 1 |
| Electric Utility Program Coordinator | 1 | - | - | 1 | - | 1 |
| Emergency Management Coordinator | - | - | 2 | 2 | - | 2 |
| Emergency Management & Volunteer Services Program Manager | 1 | - | - | 1 | - | 1 |
| Emergency Management & Volunteer Services Program Specialist | 1 | - | (1) | - | - | - |
| Engineering Division Manager/Assistant City Engineer | 1 | - | - | 1 | - | 1 |
| Enterprise Systems Administrator | 1 | - | - | 1 | - | 1 |
| Equipment Operator | 6 | - | - | 6 | - | 6 |
| Executive Assistant I | 5 | - | - | 5 | - | 5 |
| Executive Assistant to Mayor/City Council | 1 | - | - | 1 | - | 1 |
| Facilities Maintenance Mechanic | 1 | - | - | 1 | - | 1 |
| Facilities Maintenance Worker | 3 | - | - | 3 | 1 | 4 |
| Financial Operations Division Manager | 1 | - | - | 1 | - | 1 |
| Financial Resources Division Manager | 1 | - | - | 1 | - | 1 |
| Fleet & Facilities Division Manager | - | 1 | - | 1 | - | 1 |
| Fleet & Facilities Maintenance Supervisor | 1 | - | - | 1 | - | 1 |
| GIS Administrator | 1 | - | - | 1 | - | 1 |
| GIS Applications Analyst | 1 | - | - | 1 | - | 1 |
| GIS Specialist | 1 | - | (1) | - | - | - |
| Grants Division Manager | 1 | - | - | 1 | - | 1 |
| Grants Program Manager | 1 | - | (1) | - | - | - |
| Human Resources Analyst | 1 | - | - | 1 | - | 1 |
| Human Resources Director | - | 1 | - | 1 | - | 1 |
| Human Resources Division Manager | 1 | - | - | 1 | - | 1 |
| Human Resources Technician | - | 2 | - | 2 | - | 2 |
| Information Technology Technician | 2 | - | - | 2 | - | 2 |
| Landscape Services Inspector | 2 | - | - | 2 | - | 2 |
| Lead Facilities Maintenance Worker | 1 | - | - | 1 | - | 1 |
| Lead Maintenance Worker | 4 | - | - | 4 | - | 4 |
| Lead Parks Maintenance Worker | 7 | - | - | 7 | - | 7 |
| Lead Traffic Sign/Marking Technician | 2 | - | - | 2 | - | 2 |
| Lead Vehicle/Equipment Technician | 1 | - | - | 1 | - | 1 |
| Maintenance & Operations Division Manager | 1 | - | - | 1 | - | 1 |
| Maintenance Worker I/II | 27 | - | - | 27 | - | 27 |
| Maintenance Worker/Work Release Coordinator | 1 | - | - | 1 | - | 1 |
| Management Aide | 7 | - | - | 7 | - | 7 |
| Management Analyst | 8 | (1) | - | 7 | - | 7 |
| Management Assistant | 8 | 4 | (2) | 10 | - | 10 |
| Manager of the Office of Mayor & City Council/City Clerk | 1 | - | - | 1 | - | 1 |
| Media & Communications Division Manager | 1 | - | - | 1 | - | 1 |
| Network Administrator | 1 | - | - | 1 | - | 1 |
| Network & Systems Specialist | 1 | - | - | 1 | - | 1 |
| Paralegal | 1 | - | - | 1 | - | 1 |
| Park Ranger | 4 | - | - | 4 | - | 4 |
| Parking Control Officer | 2 | - | - | 2 | - | 2 |
| Parks & Community Services Administration & Financial Services Division Manager | - | 1 | - | 1 | - | 1 |
| Parks & Community Services Deputy Director | 1 | (1) | - | - | - | - |
| Parks & Community Services Director | 1 | - | - | 1 | - | 1 |
| Parks & Landscape Services Division Manager | 1 | - | - | 1 | - | 1 |
| Parks Maintenance Supervisor | 2 | - | - | 2 | - | 2 |
| Parks Maintenance Worker | 18 | - | - | 18 | - | 18 |
| Parks Project Manager | 1 | - | - | 1 | - | 1 |
| Payroll Division Manager | - | - | 1 | 1 | - | 1 |
| Payroll Supervisor | 1 | - | (1) | - | - | - |
| Permit Technician | 4 | - | - | 4 | - | 4 |
| Planning Division Manager/Official | 1 | - | - | 1 | - | 1 |
| Power Supply Manager | - | - | 1 | 1 | - | 1 |
| Principal Accountant | 1 | - | - | 1 | - | 1 |
| Principal Engineer | 2 | - | - | 2 | - | 2 |
| Principal Engineer/City Traffic Engineer | 1 | - | - | 1 | - | 1 |
| Principal Planner | 1 | - | - | 1 | - | 1 |
| Program Analyst | - | - | 1 | 1 | - | 1 |

City of Moreno Valley
FY 2023/24 - 2024/25
City Position Summary

| Position Title | Adopted Qtrly | | | | | |
|--|---------------|-----------|------------|------------|----------|------------|
| | FY | FY | FY | FY | FY | FY |
| | 2022/23 | 2023/24 | 2023/24 | 2023/24 | 2024/25 | 2024/25 |
| | No. | Adj. | Adj. | No. | Adj. | No. |
| Public Information/Intergovernmental Relations Officer | 1 | - | - | 1 | - | 1 |
| Public Safety Contracts Administrator | 1 | - | - | 1 | - | 1 |
| Purchasing Division Manager | 1 | - | - | 1 | - | 1 |
| Public Works Director/City Engineer | 1 | - | - | 1 | - | 1 |
| Recycling Specialist | 1 | 1 | - | 2 | - | 2 |
| Registered Veterinary Technician | 1 | - | - | 1 | - | 1 |
| Resource Analyst | - | 1 | (1) | - | - | - |
| Security Guard | 2 | - | - | 2 | - | 2 |
| Senior Accountant | 4 | - | - | 4 | - | 4 |
| Senior Administrative Assistant | 13 | (1) | (1) | 11 | (1) | 10 |
| Senior Applications Analyst | 1 | 1 | - | 2 | - | 2 |
| Senior Building Inspector | - | 1 | - | 1 | - | 1 |
| Senior Community Enhancement Officer | 2 | - | - | 2 | - | 2 |
| Senior Construction Inspector | 2 | - | - | 2 | - | 2 |
| Senior Deputy City Clerk | 1 | - | - | 1 | - | 1 |
| Senior Electrical Engineer | 1 | - | - | 1 | - | 1 |
| Senior Engineer, P.E. | 5 | - | - | 5 | - | 5 |
| Senior Equipment Operator | 1 | - | - | 1 | - | 1 |
| Senior Graphics Designer | 1 | - | - | 1 | - | 1 |
| Senior Human Resources Analyst | 1 | - | - | 1 | - | 1 |
| Senior Landscape Services Inspector | 1 | - | - | 1 | - | 1 |
| Senior Management Analyst | 13 | 3 | 1 | 17 | - | 17 |
| Senior Office Assistant | 3 | - | - | 3 | - | 3 |
| Senior Parking Control Officer | 1 | - | - | 1 | - | 1 |
| Senior Parks Maintenance Technician | 2 | - | - | 2 | - | 2 |
| Senior Payroll Technician | 1 | - | - | 1 | - | 1 |
| Senior Permit Technician | 3 | - | - | 3 | - | 3 |
| Senior Planner | 1 | - | - | 1 | - | 1 |
| Senior Risk Analyst | - | 1 | - | 1 | - | 1 |
| Senior Telecommunications Technician | 1 | - | - | 1 | - | 1 |
| Senior Traffic Signal Technician | 1 | - | - | 1 | - | 1 |
| Special Districts Division Manager | 1 | - | - | 1 | - | 1 |
| Special Events & Facilities Division Manager | 1 | - | - | 1 | - | 1 |
| Storekeeper | 1 | 1 | - | 2 | - | 2 |
| Strategic Initiatives Manager | 1 | - | - | 1 | - | 1 |
| Street Maintenance Supervisor | 2 | - | - | 2 | - | 2 |
| Telecommunications Engineer/Administrator | 1 | - | - | 1 | - | 1 |
| Telecommunications Technician | 1 | - | 1 | 2 | - | 2 |
| Traffic Operations Supervisor | 1 | - | - | 1 | - | 1 |
| Traffic Signal Technician | 2 | - | - | 2 | - | 2 |
| Traffic Sign/Marking Technician I | 1 | - | - | 1 | - | 1 |
| Traffic Sign/Marking Technician II | 2 | - | - | 2 | - | 2 |
| Utility Finance Manager | - | 1 | - | 1 | - | 1 |
| Vehicle/Equipment Technician | 3 | - | - | 3 | - | 3 |
| Total | 380 | 23 | (1) | 402 | - | 402 |

Note: Excludes City Council Members, Planning Commissioners and temporary positions.

Per Municipal Code 2.18.010, the Planning Commission shall consist of seven members who shall receive such compensation as may be established from time to time by resolution of the City Council.

CITY OF MORENO VALLEY

SALARY SCALE - CAREER POSITIONS

EFFECTIVE 07/06/2024

EXHIBIT C

| TITLE | GRP | GRADE | | | | | | | | | | |
|-----------------------------------|-----|-------|---------|------------|------------|------------|------------|------------|------------|------------|------------|------------|
| | | | | A | B | C | D | E | F | G | H | I |
| | | | | 5.0% | 5.0% | 5.0% | 5.0% | 5.0% | 5.0% | 5.0% | 2.5% | 2.5% |
| Accountant I | NE | C22 | Annual | 75,628.80 | 79,414.40 | 83,387.20 | 87,547.20 | 91,915.20 | 96,512.00 | 101,337.60 | 103,875.20 | 106,475.20 |
| | | | Monthly | 6,302.40 | 6,617.87 | 6,948.93 | 7,295.60 | 7,659.60 | 8,042.67 | 8,444.80 | 8,656.27 | 8,872.93 |
| | | | Hourly | 36.3600 | 38.1800 | 40.0900 | 42.0900 | 44.1900 | 46.4000 | 48.7200 | 49.9400 | 51.1900 |
| Accounts Receivable Supervisor | PAM | C24 | Annual | 51,209.60 | 53,768.00 | 56,451.20 | 59,280.00 | 62,254.40 | 65,374.40 | 68,640.00 | 70,366.40 | 72,134.40 |
| | | | Monthly | 4,267.47 | 4,480.67 | 4,704.27 | 4,940.00 | 5,187.87 | 5,447.87 | 5,720.00 | 5,863.87 | 6,011.20 |
| | | | Hourly | 24.6200 | 25.8500 | 27.1400 | 28.5000 | 29.9300 | 31.4300 | 33.0000 | 33.8300 | 34.6800 |
| Accounting Assistant | NE | C14 | Annual | 51,209.60 | 53,768.00 | 56,451.20 | 59,280.00 | 62,254.40 | 65,374.40 | 68,640.00 | 70,366.40 | 72,134.40 |
| | | | Monthly | 4,267.47 | 4,480.67 | 4,704.27 | 4,940.00 | 5,187.87 | 5,447.87 | 5,720.00 | 5,863.87 | 6,011.20 |
| | | | Hourly | 24.6200 | 25.8500 | 27.1400 | 28.5000 | 29.9300 | 31.4300 | 33.0000 | 33.8300 | 34.6800 |
| Accounting Technician | NE | C17 | Annual | 59,280.00 | 62,254.40 | 65,374.40 | 68,640.00 | 72,072.00 | 75,670.40 | 79,456.00 | 81,452.80 | 83,491.20 |
| | | | Monthly | 4,940.00 | 5,187.87 | 5,447.87 | 5,720.00 | 6,006.00 | 6,305.87 | 6,621.33 | 6,787.73 | 6,957.60 |
| | | | Hourly | 28.5000 | 29.9300 | 31.4300 | 33.0000 | 34.6500 | 36.3800 | 38.2000 | 39.1600 | 40.1400 |
| Accounts Payable Supervisor | NE | C22 | Annual | 75,628.80 | 79,414.40 | 83,387.20 | 87,547.20 | 91,915.20 | 96,512.00 | 101,337.60 | 103,875.20 | 106,475.20 |
| | | | Monthly | 6,302.40 | 6,617.87 | 6,948.93 | 7,295.60 | 7,659.60 | 8,042.67 | 8,444.80 | 8,656.27 | 8,872.93 |
| | | | Hourly | 36.3600 | 38.1800 | 40.0900 | 42.0900 | 44.1900 | 46.4000 | 48.7200 | 49.9400 | 51.1900 |
| Administrative Assistant | NE | C16 | Annual | 56,451.20 | 59,280.00 | 62,254.40 | 65,374.40 | 68,640.00 | 72,072.00 | 75,670.40 | 77,563.20 | 79,497.60 |
| | | | Monthly | 4,704.27 | 4,940.00 | 5,187.87 | 5,447.87 | 5,720.00 | 6,006.00 | 6,305.87 | 6,463.60 | 6,624.80 |
| | | | Hourly | 27.1400 | 28.5000 | 29.9300 | 31.4300 | 33.0000 | 34.6500 | 36.3800 | 37.2900 | 38.2200 |
| Animal Care Technician | NE | C11 | Annual | 44,241.60 | 46,446.40 | 48,776.00 | 51,209.60 | 53,768.00 | 56,451.20 | 59,280.00 | 60,756.80 | 62,275.20 |
| | | | Monthly | 3,686.80 | 3,870.53 | 4,064.67 | 4,267.47 | 4,480.67 | 4,704.27 | 4,940.00 | 5,063.07 | 5,189.60 |
| | | | Hourly | 21.2700 | 22.3300 | 23.4500 | 24.6200 | 25.8500 | 27.1400 | 28.5000 | 29.2100 | 29.9400 |
| Animal Care Technician Supervisor | PAM | C21 | Annual | 72,051.20 | 75,649.60 | 79,435.20 | 83,408.00 | 87,588.80 | 91,977.60 | 96,574.40 | 98,987.20 | 101,462.40 |
| | | | Monthly | 6,004.27 | 6,304.13 | 6,619.60 | 6,950.67 | 7,299.07 | 7,664.80 | 8,047.87 | 8,248.93 | 8,455.20 |
| | | | Hourly | 34.6400 | 36.3700 | 38.1900 | 40.1000 | 42.1100 | 44.2200 | 46.4300 | 47.5900 | 48.7800 |
| Animal Control Officer | NE | C15 | Annual | 53,768.00 | 56,451.20 | 59,280.00 | 62,254.40 | 65,374.40 | 68,640.00 | 72,072.00 | 73,881.60 | 75,732.80 |
| | | | Monthly | 4,480.67 | 4,704.27 | 4,940.00 | 5,187.87 | 5,447.87 | 5,720.00 | 6,006.00 | 6,156.80 | 6,311.07 |
| | | | Hourly | 25.8500 | 27.1400 | 28.5000 | 29.9300 | 31.4300 | 33.0000 | 34.6500 | 35.5200 | 36.4100 |
| Animal Rescue Coordinator | NE | C11 | Annual | 44,241.60 | 46,446.40 | 48,776.00 | 51,209.60 | 53,768.00 | 56,451.20 | 59,280.00 | 60,756.80 | 62,275.20 |
| | | | Monthly | 3,686.80 | 3,870.53 | 4,064.67 | 4,267.47 | 4,480.67 | 4,704.27 | 4,940.00 | 5,063.07 | 5,189.60 |
| | | | Hourly | 21.2700 | 22.3300 | 23.4500 | 24.6200 | 25.8500 | 27.1400 | 28.5000 | 29.2100 | 29.9400 |
| Animal Services Assistant | NE | C10 | Annual | 42,120.00 | 44,220.80 | 46,425.60 | 48,755.20 | 51,188.80 | 53,747.20 | 56,430.40 | 57,844.80 | 59,300.80 |
| | | | Monthly | 3,510.00 | 3,685.07 | 3,868.80 | 4,062.93 | 4,265.73 | 4,478.93 | 4,702.53 | 4,820.40 | 4,941.73 |
| | | | Hourly | 20.2500 | 21.2600 | 22.3200 | 23.4400 | 24.6100 | 25.8400 | 27.1300 | 27.8100 | 28.5100 |
| Animal Services Dispatcher | NE | C10 | Annual | 42,120.00 | 44,220.80 | 46,425.60 | 48,755.20 | 51,188.80 | 53,747.20 | 56,430.40 | 57,844.80 | 59,300.80 |
| | | | Monthly | 3,510.00 | 3,685.07 | 3,868.80 | 4,062.93 | 4,265.73 | 4,478.93 | 4,702.53 | 4,820.40 | 4,941.73 |
| | | | Hourly | 20.2500 | 21.2600 | 22.3200 | 23.4400 | 24.6100 | 25.8400 | 27.1300 | 27.8100 | 28.5100 |
| Animal Services Division Manager | DMG | C30 | Annual | 111,758.40 | 117,353.60 | 123,219.20 | 129,376.00 | 135,844.80 | 142,646.40 | 149,780.80 | 153,524.80 | 157,372.80 |
| | | | Monthly | 9,313.20 | 9,779.47 | 10,268.27 | 10,781.33 | 11,320.40 | 11,887.20 | 12,481.73 | 12,793.73 | 13,114.40 |
| | | | Hourly | 53.7300 | 56.4200 | 59.2400 | 62.2000 | 65.3100 | 68.5800 | 72.0100 | 73.8100 | 75.6600 |
| Animal Services Field Supervisor | PAM | C22 | Annual | 75,628.80 | 79,414.40 | 83,387.20 | 87,547.20 | 91,915.20 | 96,512.00 | 101,337.60 | 103,875.20 | 106,475.20 |
| | | | Monthly | 6,302.40 | 6,617.87 | 6,948.93 | 7,295.60 | 7,659.60 | 8,042.67 | 8,444.80 | 8,656.27 | 8,872.93 |
| | | | Hourly | 36.3600 | 38.1800 | 40.0900 | 42.0900 | 44.1900 | 46.4000 | 48.7200 | 49.9400 | 51.1900 |

CITY OF MORENO VALLEY

SALARY SCALE - CAREER POSITIONS

EFFECTIVE 07/06/2024

EXHIBIT C

| TITLE | GRP | GRADE | | | | | | | | | | |
|---------------------------------------|-----|-------|---------|------------|------------|------------|------------|------------|------------|------------|------------|------------|
| | | | | A | B | C | D | E | F | G | H | I |
| | | | | 5.0% | 5.0% | 5.0% | 5.0% | 5.0% | 5.0% | 5.0% | 2.5% | 2.5% |
| Animal Services License Inspector | NE | C11 | Annual | 44,241.60 | 46,446.40 | 48,776.00 | 51,209.60 | 53,768.00 | 56,451.20 | 59,280.00 | 60,756.80 | 62,275.20 |
| | | | Monthly | 3,686.80 | 3,870.53 | 4,064.67 | 4,267.47 | 4,480.67 | 4,704.27 | 4,940.00 | 5,063.07 | 5,189.60 |
| | | | Hourly | 21.2700 | 22.3300 | 23.4500 | 24.6200 | 25.8500 | 27.1400 | 28.5000 | 29.2100 | 29.9400 |
| Animal Services Office Supervisor | PAM | C21 | Annual | 72,051.20 | 75,649.60 | 79,435.20 | 83,408.00 | 87,588.80 | 91,977.60 | 96,574.40 | 98,987.20 | 101,462.40 |
| | | | Monthly | 6,004.27 | 6,304.13 | 6,619.60 | 6,950.67 | 7,299.07 | 7,664.80 | 8,047.87 | 8,248.93 | 8,455.20 |
| | | | Hourly | 34.6400 | 36.3700 | 38.1900 | 40.1000 | 42.1100 | 44.2200 | 46.4300 | 47.5900 | 48.7800 |
| Applications & Database Administrator | PAM | C29 | Annual | 106,412.80 | 111,737.60 | 117,332.80 | 123,198.40 | 129,355.20 | 135,824.00 | 142,625.60 | 146,182.40 | 149,843.20 |
| | | | Monthly | 8,867.73 | 9,311.47 | 9,777.73 | 10,266.53 | 10,779.60 | 11,318.67 | 11,885.47 | 12,181.87 | 12,486.93 |
| | | | Hourly | 51.1600 | 53.7200 | 56.4100 | 59.2300 | 62.1900 | 65.3000 | 68.5700 | 70.2800 | 72.0400 |
| Applications Analyst | PAM | C25 | Annual | 87,568.00 | 91,956.80 | 96,553.60 | 101,379.20 | 106,454.40 | 111,779.20 | 117,374.40 | 120,307.20 | 123,323.20 |
| | | | Monthly | 7,297.33 | 7,663.07 | 8,046.13 | 8,448.27 | 8,871.20 | 9,314.93 | 9,781.20 | 10,025.60 | 10,276.93 |
| | | | Hourly | 42.1000 | 44.2100 | 46.4200 | 48.7400 | 51.1800 | 53.7400 | 56.4300 | 57.8400 | 59.2900 |
| Assistant to the City Manager | PAM | C24 | Annual | 83,387.20 | 87,547.20 | 91,915.20 | 96,512.00 | 101,337.60 | 106,412.80 | 111,737.60 | 114,524.80 | 117,395.20 |
| | | | Monthly | 6,948.93 | 7,295.60 | 7,659.60 | 8,042.67 | 8,444.80 | 8,867.73 | 9,311.47 | 9,543.73 | 9,782.93 |
| | | | Hourly | 40.0900 | 42.0900 | 44.1900 | 46.4000 | 48.7200 | 51.1600 | 53.7200 | 55.0600 | 56.4400 |
| Assistant Crossing Guard Supervisor | NE | C05 | Annual | 38,209.60 | 38,209.60 | 40,123.20 | 42,120.00 | 42,120.00 | 44,220.80 | 44,220.80 | 46,425.60 | 46,425.60 |
| | | | Monthly | 3,184.13 | 3,184.13 | 3,343.60 | 3,510.00 | 3,510.00 | 3,685.07 | 3,685.07 | 3,868.80 | 3,868.80 |
| | | | Hourly | 18.3700 | 19.2900 | 19.2900 | 20.2500 | 20.2500 | 21.2600 | 21.2600 | 22.3200 | 22.3200 |
| Assistant Engineer | PAM | C25 | Annual | 87,568.00 | 91,956.80 | 96,553.60 | 101,379.20 | 106,454.40 | 111,779.20 | 117,374.40 | 120,307.20 | 123,323.20 |
| | | | Monthly | 7,297.33 | 7,663.07 | 8,046.13 | 8,448.27 | 8,871.20 | 9,314.93 | 9,781.20 | 10,025.60 | 10,276.93 |
| | | | Hourly | 42.1000 | 44.2100 | 46.4200 | 48.7400 | 51.1800 | 53.7400 | 56.4300 | 57.8400 | 59.2900 |
| Assistant Network Administrator | PAM | C26 | Annual | 91,936.00 | 96,532.80 | 101,358.40 | 106,433.60 | 111,758.40 | 117,353.60 | 123,219.20 | 126,297.60 | 129,459.20 |
| | | | Monthly | 7,661.33 | 8,044.40 | 8,446.53 | 8,869.47 | 9,313.20 | 9,779.47 | 10,268.27 | 10,524.80 | 10,788.27 |
| | | | Hourly | 44.2000 | 46.4100 | 48.7300 | 51.1700 | 53.7300 | 56.4200 | 59.2400 | 60.7200 | 62.2400 |
| Associate Engineer I | PAM | C28 | Annual | 101,358.40 | 106,433.60 | 111,758.40 | 117,353.60 | 123,219.20 | 129,376.00 | 135,844.80 | 139,235.20 | 142,708.80 |
| | | | Monthly | 8,446.53 | 8,869.47 | 9,313.20 | 9,779.47 | 10,268.27 | 10,781.33 | 11,320.40 | 11,602.93 | 11,892.40 |
| | | | Hourly | 48.7300 | 51.1700 | 53.7300 | 56.4200 | 59.2400 | 62.2000 | 65.3100 | 66.9400 | 68.6100 |
| Associate Engineer II | PAM | C29 | Annual | 106,412.80 | 111,737.60 | 117,332.80 | 123,198.40 | 129,355.20 | 135,824.00 | 142,625.60 | 146,182.40 | 149,843.20 |
| | | | Monthly | 8,867.73 | 9,311.47 | 9,777.73 | 10,266.53 | 10,779.60 | 11,318.67 | 11,885.47 | 12,181.87 | 12,486.93 |
| | | | Hourly | 51.1600 | 53.7200 | 56.4100 | 59.2300 | 62.1900 | 65.3000 | 68.5700 | 70.2800 | 72.0400 |
| Associate Planner | PAM | C25 | Annual | 87,568.00 | 91,956.80 | 96,553.60 | 101,379.20 | 106,454.40 | 111,779.20 | 117,374.40 | 120,307.20 | 123,323.20 |
| | | | Monthly | 7,297.33 | 7,663.07 | 8,046.13 | 8,448.27 | 8,871.20 | 9,314.93 | 9,781.20 | 10,025.60 | 10,276.93 |
| | | | Hourly | 42.1000 | 44.2100 | 46.4200 | 48.7400 | 51.1800 | 53.7400 | 56.4300 | 57.8400 | 59.2900 |
| Audio Visual Technician | NE | C18 | Annual | 62,233.60 | 65,353.60 | 68,619.20 | 72,051.20 | 75,649.60 | 79,435.20 | 83,408.00 | 85,488.00 | 87,630.40 |
| | | | Monthly | 5,186.13 | 5,446.13 | 5,718.27 | 6,004.27 | 6,304.13 | 6,619.60 | 6,950.67 | 7,124.00 | 7,302.53 |
| | | | Hourly | 29.9200 | 31.4200 | 32.9900 | 34.6400 | 36.3700 | 38.1900 | 40.1000 | 41.1000 | 42.1300 |
| Banquet Facility Representative | PAM | C19 | Annual | 65,332.80 | 68,598.40 | 72,030.40 | 75,628.80 | 79,414.40 | 83,387.20 | 87,547.20 | 89,731.20 | 91,977.60 |
| | | | Monthly | 5,444.40 | 5,716.53 | 6,002.53 | 6,302.40 | 6,617.87 | 6,948.93 | 7,295.60 | 7,477.60 | 7,664.80 |
| | | | Hourly | 31.4100 | 32.9800 | 34.6300 | 36.3600 | 38.1800 | 40.0900 | 42.0900 | 43.1400 | 44.2200 |
| Building Division Manager/Official | DMG | C34 | Annual | 145,745.60 | 153,025.60 | 160,680.00 | 168,708.80 | 177,153.60 | 186,014.40 | 195,312.00 | 200,200.00 | 205,212.80 |
| | | | Monthly | 12,145.47 | 12,752.13 | 13,390.00 | 14,059.07 | 14,762.80 | 15,501.20 | 16,276.00 | 16,683.33 | 17,101.07 |
| | | | Hourly | 70.0700 | 73.5700 | 77.2500 | 81.1100 | 85.1700 | 89.4300 | 93.9000 | 96.2500 | 98.6600 |

CITY OF MORENO VALLEY

SALARY SCALE - CAREER POSITIONS

EFFECTIVE 07/06/2024

EXHIBIT C

| TITLE | GRP | GRADE | | | | | | | | | | |
|--|-----|-------|---------|------------|------------|------------|------------|------------|------------|------------|------------|------------|
| | | | | A | B | C | D | E | F | G | H | I |
| | | | | 5.0% | | 5.0% | 5.0% | 5.0% | 5.0% | 5.0% | 2.5% | 2.5% |
| Building Inspector I | NE | C21 | Annual | 83,387.20 | 87,547.20 | 91,915.20 | 96,512.00 | 101,337.60 | 106,412.80 | 111,737.60 | 114,524.80 | 117,395.20 |
| | | | Monthly | 6,948.93 | 7,295.60 | 7,659.60 | 8,042.67 | 8,444.80 | 8,867.73 | 9,311.47 | 9,543.73 | 9,782.93 |
| | | | Hourly | 40.0900 | 42.0900 | 44.1900 | 46.4000 | 48.7200 | 51.1600 | 53.7200 | 55.0600 | 56.4400 |
| Building Inspector II | NE | C24 | Annual | 83,387.20 | 87,547.20 | 91,915.20 | 96,512.00 | 101,337.60 | 106,412.80 | 111,737.60 | 114,524.80 | 117,395.20 |
| | | | Monthly | 6,948.93 | 7,295.60 | 7,659.60 | 8,042.67 | 8,444.80 | 8,867.73 | 9,311.47 | 9,543.73 | 9,782.93 |
| | | | Hourly | 40.0900 | 42.0900 | 44.1900 | 46.4000 | 48.7200 | 51.1600 | 53.7200 | 55.0600 | 56.4400 |
| Building Safety Supervisor | PAM | C27 | Annual | 96,532.80 | 101,358.40 | 106,433.60 | 111,758.40 | 117,353.60 | 123,219.20 | 129,376.00 | 132,620.80 | 135,928.00 |
| | | | Monthly | 8,044.40 | 8,446.53 | 8,869.47 | 9,313.20 | 9,779.47 | 10,268.27 | 10,781.33 | 11,051.73 | 11,327.33 |
| | | | Hourly | 46.4100 | 48.7300 | 51.1700 | 53.7300 | 56.4200 | 59.2400 | 62.2000 | 63.7600 | 65.3500 |
| Business License Liaison | NE | C16 | Annual | 56,451.20 | 59,280.00 | 62,254.40 | 65,374.40 | 68,640.00 | 72,072.00 | 75,670.40 | 77,563.20 | 79,497.60 |
| | | | Monthly | 4,704.27 | 4,940.00 | 5,187.87 | 5,447.87 | 5,720.00 | 6,006.00 | 6,305.87 | 6,463.60 | 6,624.80 |
| | | | Hourly | 27.1400 | 28.5000 | 29.9300 | 31.4300 | 33.0000 | 34.6500 | 36.3800 | 37.2900 | 38.2200 |
| Child Care Assistant | GRA | CC09 | Annual | 36,628.80 | 40,768.00 | 42,806.40 | 44,948.80 | 47,195.20 | 49,545.60 | 52,020.80 | 54,620.80 | 57,345.60 |
| | | | Monthly | 3,052.40 | 3,397.33 | 3,567.20 | 3,745.73 | 3,932.93 | 4,128.80 | 4,335.07 | 4,551.73 | 4,778.80 |
| | | | Hourly | 18.6700 | 19.6000 | 20.5800 | 21.6100 | 22.6900 | 23.8200 | 25.0100 | 26.2600 | 27.5700 |
| Child Care Instructor II | GRA | CC11 | Annual | 41,953.60 | 44,054.40 | 46,259.20 | 48,568.00 | 51,001.60 | 53,560.00 | 56,243.20 | 57,857.60 | 59,092.80 |
| | | | Monthly | 3,496.13 | 3,671.20 | 3,854.93 | 4,047.33 | 4,250.13 | 4,463.33 | 4,686.93 | 4,804.80 | 4,924.40 |
| | | | Hourly | 20.1700 | 21.1800 | 22.2400 | 23.3500 | 24.5200 | 25.7500 | 27.0400 | 27.7200 | 28.4100 |
| Child Care Program Manager | PAM | C19 | Annual | 65,332.80 | 68,598.40 | 72,030.40 | 75,628.80 | 79,414.40 | 83,387.20 | 87,547.20 | 89,731.20 | 91,977.60 |
| | | | Monthly | 5,444.40 | 5,716.53 | 6,002.53 | 6,302.40 | 6,617.87 | 6,948.93 | 7,295.60 | 7,477.60 | 7,664.80 |
| | | | Hourly | 31.4100 | 32.9800 | 34.6300 | 36.3600 | 38.1800 | 40.0900 | 42.0900 | 43.1400 | 44.2200 |
| Child Care Site Supervisor | GRA | C15 | Annual | 53,768.00 | 56,451.20 | 59,280.00 | 62,254.40 | 65,374.40 | 68,640.00 | 72,072.00 | 73,881.60 | 75,732.80 |
| | | | Monthly | 4,480.67 | 4,704.27 | 4,940.00 | 5,187.87 | 5,447.87 | 5,720.00 | 6,006.00 | 6,156.80 | 6,311.07 |
| | | | Hourly | 25.8500 | 27.1400 | 28.5000 | 29.9300 | 31.4300 | 33.0000 | 34.6500 | 35.5200 | 36.4100 |
| Community Enhancement Division Manager | DMG | C30 | Annual | 111,758.40 | 117,353.60 | 123,219.20 | 129,376.00 | 135,844.80 | 142,646.40 | 149,780.80 | 153,524.80 | 157,372.80 |
| | | | Monthly | 9,313.20 | 9,779.47 | 10,268.27 | 10,781.33 | 11,320.40 | 11,887.20 | 12,481.73 | 12,793.73 | 13,114.40 |
| | | | Hourly | 53.7300 | 56.4200 | 59.2400 | 62.2000 | 65.3100 | 68.5800 | 72.0100 | 73.8100 | 75.6600 |
| Community Enhancement Officer I | NE | C18 | Annual | 62,233.60 | 65,353.60 | 68,619.20 | 72,051.20 | 75,649.60 | 79,435.20 | 83,408.00 | 85,488.00 | 87,630.40 |
| | | | Monthly | 5,186.13 | 5,446.13 | 5,718.27 | 6,004.27 | 6,304.13 | 6,619.60 | 6,950.67 | 7,124.00 | 7,302.53 |
| | | | Hourly | 29.9200 | 31.4200 | 32.9900 | 34.6400 | 36.3700 | 38.1900 | 40.1000 | 41.1000 | 42.1300 |
| Community Enhancement Officer II | NE | C20 | Annual | 68,598.40 | 72,030.40 | 75,628.80 | 79,414.40 | 83,387.20 | 87,547.20 | 91,915.20 | 94,203.20 | 96,553.60 |
| | | | Monthly | 5,716.53 | 6,002.53 | 6,302.40 | 6,617.87 | 6,948.93 | 7,295.60 | 7,850.60 | 7,850.27 | 8,046.13 |
| | | | Hourly | 32.9800 | 34.6300 | 36.3600 | 38.1800 | 40.0900 | 42.0900 | 44.1900 | 45.2900 | 46.4200 |
| Community Enhancement Supervisor | PAM | C23 | Annual | 79,435.20 | 83,408.00 | 87,588.80 | 91,977.60 | 96,574.40 | 101,400.00 | 106,475.20 | 109,137.60 | 111,862.40 |
| | | | Monthly | 6,619.60 | 6,950.67 | 7,299.07 | 7,664.80 | 8,047.87 | 8,450.00 | 8,872.93 | 9,094.80 | 9,321.87 |
| | | | Hourly | 38.1900 | 40.1000 | 42.1100 | 44.2200 | 46.4300 | 48.7500 | 51.1900 | 52.4700 | 53.7800 |
| Community Services Assistant Coordinator | NE | C08 | Annual | 38,209.60 | 40,123.20 | 42,120.00 | 44,220.80 | 46,425.60 | 48,755.20 | 51,188.80 | 52,478.40 | 53,788.80 |
| | | | Monthly | 3,184.13 | 3,343.60 | 3,510.00 | 3,685.07 | 3,868.80 | 4,062.93 | 4,265.73 | 4,373.20 | 4,482.40 |
| | | | Hourly | 18.3700 | 19.2900 | 20.2500 | 21.2600 | 22.3200 | 23.4400 | 24.6100 | 25.2300 | 25.8600 |
| Community Services Coordinator | NE | C10 | Annual | 42,120.00 | 44,220.80 | 46,425.60 | 48,755.20 | 51,188.80 | 53,747.20 | 56,430.40 | 57,844.80 | 59,300.80 |
| | | | Monthly | 3,510.00 | 3,685.07 | 3,868.80 | 4,062.93 | 4,265.73 | 4,478.93 | 4,702.53 | 4,820.40 | 4,941.73 |
| | | | Hourly | 20.2500 | 21.2600 | 22.3200 | 23.4400 | 24.6100 | 25.8400 | 27.1300 | 27.8100 | 28.5100 |

CITY OF MORENO VALLEY

SALARY SCALE - CAREER POSITIONS

EFFECTIVE 07/06/2024

EXHIBIT C

| TITLE | GRP | GRADE | | | | | | | | | | |
|---------------------------------------|-----|-------|---------|------------|------------|------------|------------|------------|------------|------------|------------|------------|
| | | | | A | B | C | D | E | F | G | H | I |
| | | | | 5.0% | | 5.0% | 5.0% | 5.0% | 5.0% | 5.0% | 2.5% | 2.5% |
| Community Services Division Manager | DMG | C30 | Annual | 111,758.40 | 117,353.60 | 123,219.20 | 129,376.00 | 135,844.80 | 142,646.40 | 149,780.80 | 153,524.80 | 157,372.80 |
| | | | Monthly | 9,313.20 | 9,779.47 | 10,268.27 | 10,781.33 | 11,320.40 | 11,887.20 | 12,481.73 | 12,793.73 | 13,114.40 |
| | | | Hourly | 53.7300 | 56.4200 | 59.2400 | 62.2000 | 65.3100 | 68.5800 | 72.0100 | 73.8100 | 75.6600 |
| Community Services Supervisor | PAM | C19 | Annual | 65,332.80 | 68,598.40 | 72,030.40 | 75,628.80 | 79,414.40 | 83,387.20 | 87,547.20 | 89,731.20 | 91,977.60 |
| | | | Monthly | 5,444.40 | 5,716.53 | 6,002.53 | 6,302.40 | 6,617.87 | 6,948.93 | 7,295.60 | 7,477.60 | 7,664.80 |
| | | | Hourly | 31.4100 | 32.9800 | 34.6300 | 36.3600 | 38.1800 | 40.0900 | 42.0900 | 43.1400 | 44.2200 |
| Construction Inspector | NE | C22 | Annual | 75,628.80 | 79,414.40 | 83,387.20 | 87,547.20 | 91,915.20 | 96,512.00 | 101,337.60 | 103,875.20 | 106,475.20 |
| | | | Monthly | 6,302.40 | 6,617.87 | 6,948.93 | 7,295.60 | 7,659.60 | 8,042.67 | 8,444.80 | 8,656.27 | 8,872.93 |
| | | | Hourly | 36.3600 | 38.1800 | 40.0900 | 42.0900 | 44.1900 | 46.4000 | 48.7200 | 49.9400 | 51.1900 |
| Construction Inspector Supervisor | PAM | C25 | Annual | 87,568.00 | 91,956.80 | 96,553.60 | 101,379.20 | 106,454.40 | 111,779.20 | 117,374.40 | 120,307.20 | 123,323.20 |
| | | | Monthly | 7,297.33 | 7,663.07 | 8,046.13 | 8,448.27 | 8,871.20 | 9,314.93 | 9,781.20 | 10,025.60 | 10,276.93 |
| | | | Hourly | 42.1000 | 44.2100 | 46.4200 | 48.7400 | 51.1800 | 53.7400 | 56.4300 | 57.8400 | 59.2900 |
| Crossing Guard Supervisor | NE | C07 | Annual | 38,209.60 | 40,123.20 | 42,120.00 | 44,220.80 | 46,425.60 | 48,755.20 | 51,188.80 | 52,478.40 | 53,788.80 |
| | | | Monthly | 3,184.13 | 3,343.60 | 3,510.00 | 3,685.07 | 3,868.80 | 4,062.93 | 4,265.73 | 4,373.20 | 4,482.40 |
| | | | Hourly | 18.3700 | 19.2900 | 20.2500 | 21.2600 | 22.3200 | 23.4400 | 24.6100 | 25.2300 | 25.8600 |
| Customer Service Manager | PAM | C26 | Annual | 91,936.00 | 96,532.80 | 101,358.40 | 106,433.60 | 111,758.40 | 117,353.60 | 123,219.20 | 126,297.60 | 129,459.20 |
| | | | Monthly | 7,661.33 | 8,044.40 | 8,446.53 | 8,869.47 | 9,313.20 | 9,779.47 | 10,268.27 | 10,524.80 | 10,788.27 |
| | | | Hourly | 44.2000 | 46.4100 | 48.7300 | 51.1700 | 53.7300 | 56.4200 | 59.2400 | 60.7200 | 62.2400 |
| Deputy City Clerk | NE | C17 | Annual | 59,280.00 | 62,254.40 | 65,374.40 | 68,640.00 | 72,072.00 | 75,670.40 | 79,456.00 | 81,452.80 | 83,491.20 |
| | | | Monthly | 4,940.00 | 5,187.87 | 5,447.87 | 5,720.00 | 6,006.00 | 6,305.87 | 6,621.33 | 6,787.73 | 6,957.60 |
| | | | Hourly | 28.5000 | 29.9300 | 31.4300 | 33.0000 | 34.6500 | 36.3800 | 38.2000 | 39.1600 | 40.1400 |
| Deputy City Manager | DMG | C30 | Annual | 111,758.40 | 117,353.60 | 123,219.20 | 129,376.00 | 135,844.80 | 142,646.40 | 149,780.80 | 153,524.80 | 157,372.80 |
| | | | Monthly | 9,313.20 | 9,779.47 | 10,268.27 | 10,781.33 | 11,320.40 | 11,887.20 | 12,481.73 | 12,793.73 | 13,114.40 |
| | | | Hourly | 53.7300 | 56.4200 | 59.2400 | 62.2000 | 65.3100 | 68.5800 | 72.0100 | 73.8100 | 75.6600 |
| Deputy Compliance Director | DMG | C35 | Annual | 153,046.40 | 160,700.80 | 168,729.60 | 177,174.40 | 186,035.20 | 195,332.80 | 205,108.80 | 210,246.40 | 215,508.80 |
| | | | Monthly | 12,753.87 | 13,391.73 | 14,060.80 | 14,764.53 | 15,502.93 | 16,277.73 | 17,092.40 | 17,520.53 | 17,959.07 |
| | | | Hourly | 73.5800 | 77.2600 | 81.1200 | 85.1800 | 89.4400 | 93.9100 | 98.6100 | 101.0800 | 103.6100 |
| Deputy Finance Director | DMG | C34 | Annual | 145,745.60 | 153,025.60 | 160,680.00 | 168,708.80 | 177,153.60 | 186,014.40 | 195,312.00 | 200,200.00 | 205,212.80 |
| | | | Monthly | 12,145.47 | 12,752.13 | 13,390.00 | 14,059.07 | 14,762.80 | 15,501.20 | 16,276.00 | 16,683.33 | 17,101.07 |
| | | | Hourly | 70.0700 | 73.5700 | 77.2500 | 81.1100 | 85.1700 | 89.4300 | 93.9000 | 96.2500 | 98.6600 |
| Economic Development Division Manager | DMG | C30 | Annual | 111,758.40 | 117,353.60 | 123,219.20 | 129,376.00 | 135,844.80 | 142,646.40 | 149,780.80 | 153,524.80 | 157,372.80 |
| | | | Monthly | 9,313.20 | 9,779.47 | 10,268.27 | 10,781.33 | 11,320.40 | 11,887.20 | 12,481.73 | 12,793.73 | 13,114.40 |
| | | | Hourly | 53.7300 | 56.4200 | 59.2400 | 62.2000 | 65.3100 | 68.5800 | 72.0100 | 73.8100 | 75.6600 |
| Electric Utility Assistant Manager | PAM | C34 | Annual | 145,745.60 | 153,025.60 | 160,680.00 | 168,708.80 | 177,153.60 | 186,014.40 | 195,312.00 | 200,200.00 | 205,212.80 |
| | | | Monthly | 12,145.47 | 12,752.13 | 13,390.00 | 14,059.07 | 14,762.80 | 15,501.20 | 16,276.00 | 16,683.33 | 17,101.07 |
| | | | Hourly | 70.0700 | 73.5700 | 77.2500 | 81.1100 | 85.1700 | 89.4300 | 93.9000 | 96.2500 | 98.6600 |
| Electric Utility Division Manager | DMG | C36 | Annual | 168,438.40 | 176,862.40 | 185,702.40 | 194,979.20 | 204,734.40 | 214,968.00 | 225,721.60 | 231,358.40 | 237,140.80 |
| | | | Monthly | 14,036.53 | 14,738.53 | 15,475.20 | 16,248.27 | 17,061.20 | 17,914.00 | 18,810.13 | 19,279.87 | 19,761.73 |
| | | | Hourly | 80.9800 | 85.0300 | 89.2800 | 93.7400 | 98.4300 | 103.3500 | 108.5200 | 111.2300 | 114.0100 |
| Electric Utility Program Coordinator | PAM | C27 | Annual | 96,532.80 | 101,358.40 | 106,433.60 | 111,758.40 | 117,353.60 | 123,219.20 | 129,376.00 | 132,620.80 | 135,928.00 |
| | | | Monthly | 8,044.40 | 8,446.53 | 8,869.47 | 9,313.20 | 9,779.47 | 10,268.27 | 10,781.33 | 11,051.73 | 11,327.33 |
| | | | Hourly | 46.4100 | 48.7300 | 51.1700 | 53.7300 | 56.4200 | 59.2400 | 62.2000 | 63.7600 | 65.3500 |

CITY OF MORENO VALLEY

SALARY SCALE - CAREER POSITIONS

EFFECTIVE 07/06/2024

EXHIBIT C

| TITLE | GRP | GRADE | | | | | | | | | | | |
|---|-----|-------|---------|------------|------------|------------|------------|------------|------------|------------|------------|------------|--|
| | | | | A | B | C | D | E | F | G | H | I | |
| | | | | 5.0% | 5.0% | 5.0% | 5.0% | 5.0% | 5.0% | 5.0% | 2.5% | 2.5% | |
| Emergency Management Coordinator | PAM | C22 | Annual | 75,628.80 | 79,414.40 | 83,387.20 | 87,547.20 | 91,915.20 | 96,512.00 | 101,337.60 | 103,875.20 | 106,475.20 | |
| | | | Monthly | 6,302.40 | 6,617.87 | 6,948.93 | 7,295.60 | 7,659.60 | 8,042.67 | 8,444.80 | 8,656.27 | 8,872.93 | |
| | | | Hourly | 36.3600 | 38.1800 | 40.0900 | 42.0900 | 44.1900 | 46.4000 | 48.7200 | 49.9400 | 51.1900 | |
| Emergency Management & Volunteer Services Program Manager | DMG | C30 | Annual | 111,758.40 | 117,353.60 | 123,219.20 | 129,376.00 | 135,844.80 | 142,646.40 | 149,780.80 | 153,524.80 | 157,372.80 | |
| | | | Monthly | 9,313.20 | 9,779.47 | 10,268.27 | 10,781.33 | 11,320.40 | 11,887.20 | 12,481.73 | 12,793.73 | 13,114.40 | |
| | | | Hourly | 53.7300 | 56.4200 | 59.2400 | 62.2000 | 65.3100 | 68.5800 | 72.0100 | 73.8100 | 75.6600 | |
| Engineering Division Manager/Assistant City Engineer | DMG | C34 | Annual | 145,745.60 | 153,025.60 | 160,680.00 | 168,708.80 | 177,153.60 | 186,014.40 | 195,312.00 | 200,200.00 | 205,212.80 | |
| | | | Monthly | 12,145.47 | 12,752.13 | 13,390.00 | 14,059.07 | 14,762.80 | 15,501.20 | 16,276.00 | 16,683.33 | 17,101.07 | |
| | | | Hourly | 70.0700 | 73.5700 | 77.2500 | 81.1100 | 85.1700 | 89.4300 | 93.9000 | 96.2500 | 98.6600 | |
| Enterprise Systems Administrator | PAM | C31 | Annual | 117,332.80 | 123,198.40 | 129,355.20 | 135,824.00 | 142,625.60 | 149,760.00 | 157,248.00 | 161,179.20 | 165,214.40 | |
| | | | Monthly | 9,777.73 | 10,266.53 | 10,779.60 | 11,318.67 | 11,885.47 | 12,480.00 | 13,104.00 | 13,431.60 | 13,767.87 | |
| | | | Hourly | 56.4100 | 59.2300 | 62.1900 | 65.3000 | 68.5700 | 72.0000 | 75.6000 | 77.4900 | 79.4300 | |
| Equipment Operator | NE | C17 | Annual | 59,280.00 | 62,254.40 | 65,374.40 | 68,640.00 | 72,072.00 | 75,670.40 | 79,456.00 | 81,452.80 | 83,491.20 | |
| | | | Monthly | 4,940.00 | 5,187.87 | 5,447.87 | 5,720.00 | 6,006.00 | 6,305.87 | 6,621.33 | 6,787.73 | 6,957.60 | |
| | | | Hourly | 28.5000 | 29.9300 | 31.4300 | 33.0000 | 34.6500 | 36.3800 | 38.2000 | 39.1600 | 40.1400 | |
| Executive Assistant I | NE | C19 | Annual | 65,332.80 | 68,598.40 | 72,030.40 | 75,628.80 | 79,414.40 | 83,387.20 | 87,547.20 | 89,731.20 | 91,977.60 | |
| | | | Monthly | 5,444.40 | 5,716.53 | 6,002.53 | 6,302.40 | 6,617.87 | 6,948.93 | 7,295.60 | 7,477.60 | 7,664.80 | |
| | | | Hourly | 31.4100 | 32.9800 | 34.6300 | 36.3600 | 38.1800 | 40.0900 | 42.0900 | 43.1400 | 44.2200 | |
| Executive Assistant to Mayor/City Council | DMG | C30 | Annual | 111,758.40 | 117,353.60 | 123,219.20 | 129,376.00 | 135,844.80 | 142,646.40 | 149,780.80 | 153,524.80 | 157,372.80 | |
| | | | Monthly | 9,313.20 | 9,779.47 | 10,268.27 | 10,781.33 | 11,320.40 | 11,887.20 | 12,481.73 | 12,793.73 | 13,114.40 | |
| | | | Hourly | 53.7300 | 56.4200 | 59.2400 | 62.2000 | 65.3100 | 68.5800 | 72.0100 | 73.8100 | 75.6600 | |
| Facilities Maintenance Mechanic | NE | C15 | Annual | 53,768.00 | 56,451.20 | 59,280.00 | 62,254.40 | 65,374.40 | 68,640.00 | 72,072.00 | 73,881.60 | 75,732.80 | |
| | | | Monthly | 4,480.67 | 4,704.27 | 4,940.00 | 5,187.87 | 5,447.87 | 5,720.00 | 6,006.00 | 6,156.80 | 6,311.07 | |
| | | | Hourly | 25.8500 | 27.1400 | 28.5000 | 29.9300 | 31.4300 | 33.0000 | 34.6500 | 35.5200 | 36.4100 | |
| Facilities Maintenance Worker | NE | C13 | Annual | 48,755.20 | 51,188.80 | 53,747.20 | 56,430.40 | 59,259.20 | 62,212.80 | 65,332.80 | 66,976.00 | 68,660.80 | |
| | | | Monthly | 4,062.93 | 4,265.73 | 4,478.93 | 4,702.53 | 4,938.27 | 5,184.40 | 5,444.40 | 5,581.33 | 5,721.73 | |
| | | | Hourly | 23.4400 | 24.6100 | 25.8400 | 27.1300 | 28.4900 | 29.9100 | 31.4100 | 32.2000 | 33.0100 | |
| Financial Operations Division Manager | DMG | C33 | Annual | 135,574.40 | 142,355.20 | 149,468.80 | 156,936.00 | 164,777.60 | 173,014.40 | 181,667.20 | 186,201.60 | 190,860.80 | |
| | | | Monthly | 11,297.87 | 11,862.93 | 12,455.73 | 13,078.00 | 13,731.47 | 14,417.87 | 15,138.93 | 15,516.80 | 15,905.07 | |
| | | | Hourly | 65.1800 | 68.4400 | 71.8600 | 75.4500 | 79.2200 | 83.1800 | 87.3400 | 89.5200 | 91.7600 | |
| Financial Resources Division Manager | DMG | C33 | Annual | 135,574.40 | 142,355.20 | 149,468.80 | 156,936.00 | 164,777.60 | 173,014.40 | 181,667.20 | 186,201.60 | 190,860.80 | |
| | | | Monthly | 11,297.87 | 11,862.93 | 12,455.73 | 13,078.00 | 13,731.47 | 14,417.87 | 15,138.93 | 15,516.80 | 15,905.07 | |
| | | | Hourly | 65.1800 | 68.4400 | 71.8600 | 75.4500 | 79.2200 | 83.1800 | 87.3400 | 89.5200 | 91.7600 | |
| Fleet & Facilities Division Manager | DMG | C31 | Annual | 117,332.80 | 123,198.40 | 129,355.20 | 135,824.00 | 142,625.60 | 149,760.00 | 157,248.00 | 161,179.20 | 165,214.40 | |
| | | | Monthly | 9,777.73 | 10,266.53 | 10,779.60 | 11,318.67 | 11,885.47 | 12,480.00 | 13,104.00 | 13,431.60 | 13,767.87 | |
| | | | Hourly | 56.4100 | 59.2300 | 62.1900 | 65.3000 | 68.5700 | 72.0000 | 75.6000 | 77.4900 | 79.4300 | |
| Fleet & Facilities Maintenance Supervisor | PAM | C27 | Annual | 96,532.80 | 101,358.40 | 106,433.60 | 111,758.40 | 117,353.60 | 123,219.20 | 129,376.00 | 132,620.80 | 135,928.00 | |
| | | | Monthly | 8,044.40 | 8,446.53 | 8,869.47 | 9,313.20 | 9,779.47 | 10,268.27 | 10,781.33 | 11,051.73 | 11,327.33 | |
| | | | Hourly | 46.4100 | 48.7300 | 51.1700 | 53.7300 | 56.4200 | 59.2400 | 62.2000 | 63.7600 | 65.3500 | |
| GIS Administrator | PAM | C29 | Annual | 106,412.80 | 111,737.60 | 117,332.80 | 123,198.40 | 129,355.20 | 135,824.00 | 142,625.60 | 146,182.40 | 149,843.20 | |
| | | | Monthly | 8,867.73 | 9,311.47 | 9,777.73 | 10,266.53 | 10,779.60 | 11,318.67 | 11,885.47 | 12,181.87 | 12,486.93 | |
| | | | Hourly | 51.1600 | 53.7200 | 56.4100 | 59.2300 | 62.1900 | 65.3000 | 68.5700 | 70.2800 | 72.0400 | |

CITY OF MORENO VALLEY

SALARY SCALE - CAREER POSITIONS

EFFECTIVE 07/06/2024

EXHIBIT C

| TITLE | GRP | GRADE | | | | | | | | | | |
|---|-----|-------|-----------------------------|------------------------------------|------------------------------------|------------------------------------|------------------------------------|------------------------------------|------------------------------------|------------------------------------|------------------------------------|------------------------------------|
| | | | | A | B | C | D | E | F | G | H | I |
| | | | | 5.0% | 5.0% | 5.0% | 5.0% | 5.0% | 5.0% | 5.0% | 2.5% | 2.5% |
| GIS Applications Analyst | PAM | C25 | Annual Monthly Hourly | 87,568.00 7,297.33 42.1000 | 91,956.80 7,663.07 44.2100 | 96,553.60 8,046.13 46.4200 | 101,379.20 8,448.27 51.1800 | 106,454.40 8,871.20 51.1800 | 111,779.20 9,314.93 53.7400 | 117,374.40 9,781.20 56.4300 | 120,307.20 10,025.60 57.8400 | 123,323.20 10,276.93 59.2900 |
| Grants Division Manager | DMG | C33 | Annual Monthly Hourly | 135,574.40 11,297.87 65.1800 | 142,355.20 11,862.93 68.4400 | 149,468.80 12,455.73 71.8600 | 156,936.00 13,078.00 75.4500 | 164,777.60 13,731.47 79.2200 | 173,014.40 14,417.87 83.1800 | 181,667.20 15,138.93 87.3400 | 186,201.60 15,516.80 89.5200 | 190,860.80 15,905.07 91.7600 |
| Human Resources Analyst | PAM | C24 | Annual Monthly Hourly | 83,387.20 6,948.93 40.0900 | 87,547.20 7,295.60 42.0900 | 91,915.20 7,659.60 44.1900 | 96,512.00 8,042.67 46.4000 | 101,337.60 8,444.80 48.7200 | 106,412.80 8,867.73 51.1600 | 111,737.60 9,311.47 53.7200 | 114,524.80 9,543.73 55.0600 | 117,395.20 9,782.93 56.4400 |
| Human Resources Division Manager | DMG | C34 | Annual Monthly Hourly | 145,745.60 12,145.47 70.0700 | 153,025.60 12,752.13 73.5700 | 160,680.00 13,390.00 77.2500 | 168,708.80 14,059.07 81.1100 | 177,153.60 14,762.80 85.1700 | 186,014.40 15,501.20 89.4300 | 195,312.00 16,276.00 93.9000 | 200,200.00 16,683.33 96.2500 | 205,212.80 17,101.07 98.6600 |
| Human Resources Technician | NE | C22 | Annual Monthly Hourly | 75,628.80 6,302.40 36.3600 | 79,414.40 6,617.87 38.1800 | 83,387.20 6,948.93 40.0900 | 87,547.20 7,295.60 42.0900 | 91,915.20 7,659.60 44.1900 | 96,512.00 8,042.67 46.4000 | 101,337.60 8,444.80 48.7200 | 103,875.20 8,656.27 49.9400 | 106,475.20 8,872.93 51.1900 |
| Information Technology Technician | NE | C20 | Annual Monthly Hourly | 68,598.40 5,716.53 32.9800 | 72,030.40 6,002.53 34.6300 | 75,628.80 6,302.40 36.3600 | 79,414.40 6,617.87 38.1800 | 83,387.20 6,948.93 40.0900 | 87,547.20 7,295.60 42.0900 | 91,915.20 7,659.60 44.1900 | 94,203.20 7,850.27 45.2900 | 96,553.60 8,046.13 46.4200 |
| Landscape Services Inspector | NE | C18 | Annual Monthly Hourly | 62,233.60 5,186.13 29.9200 | 65,353.60 5,446.13 31.4200 | 68,619.20 5,718.27 32.9900 | 72,051.20 6,004.27 34.6400 | 75,649.60 6,304.13 36.3700 | 79,435.20 6,619.60 38.1900 | 83,408.00 6,950.67 40.1000 | 85,488.00 7,124.00 41.1000 | 87,630.40 7,302.53 42.1300 |
| Lead Facilities Maintenance Worker | NE | C18 | Annual Monthly Hourly | 62,233.60 5,186.13 29.9200 | 65,353.60 5,446.13 31.4200 | 68,619.20 5,718.27 32.9900 | 72,051.20 6,004.27 34.6400 | 75,649.60 6,304.13 36.3700 | 79,435.20 6,619.60 38.1900 | 83,408.00 6,950.67 40.1000 | 85,488.00 7,124.00 41.1000 | 87,630.40 7,302.53 42.1300 |
| Lead Maintenance Worker | NE | C19 | Annual Monthly Hourly | 65,332.80 5,444.40 31.4100 | 68,598.40 5,716.53 32.9800 | 72,030.40 6,002.53 34.6300 | 75,628.80 6,302.40 36.3600 | 79,414.40 6,617.87 38.1800 | 83,387.20 6,948.93 40.0900 | 87,547.20 7,295.60 42.0900 | 89,731.20 7,477.60 43.1400 | 91,977.60 7,664.80 44.2200 |
| Lead Parks Maintenance Worker | NE | C15 | Annual Monthly Hourly | 53,768.00 4,480.67 25.8500 | 56,451.20 4,704.27 27.1400 | 59,280.00 4,940.00 28.5000 | 62,254.40 5,187.87 29.9300 | 65,374.40 5,447.87 31.4300 | 68,640.00 5,720.00 33.0000 | 72,072.00 6,006.00 34.6500 | 73,881.60 6,156.80 35.5200 | 75,732.80 6,311.07 36.4100 |
| Lead Traffic Sign/Marking Technician | NE | C18 | Annual Monthly Hourly | 62,233.60 5,186.13 29.9200 | 65,353.60 5,446.13 31.4200 | 68,619.20 5,718.27 32.9900 | 72,051.20 6,004.27 34.6400 | 75,649.60 6,304.13 36.3700 | 79,435.20 6,619.60 38.1900 | 83,408.00 6,950.67 40.1000 | 85,488.00 7,124.00 41.1000 | 87,630.40 7,302.53 42.1300 |
| Lead Vehicle/Equipment Technician | NE | C19 | Annual Monthly Hourly | 65,332.80 5,444.40 31.4100 | 68,598.40 5,716.53 32.9800 | 72,030.40 6,002.53 34.6300 | 75,628.80 6,302.40 36.3600 | 79,414.40 6,617.87 38.1800 | 83,387.20 6,948.93 40.0900 | 87,547.20 7,295.60 42.0900 | 89,731.20 7,477.60 43.1400 | 91,977.60 7,664.80 44.2200 |
| Maintenance & Operations Division Manager | DMG | C31 | Annual Monthly Hourly | 117,332.80 9,777.73 56.4100 | 123,198.40 10,266.53 59.2300 | 129,355.20 10,779.60 62.1900 | 135,824.00 11,318.67 65.3000 | 142,625.60 11,885.47 68.5700 | 149,760.00 12,480.00 72.0000 | 157,248.00 13,104.00 75.6000 | 161,179.20 13,431.60 77.4900 | 165,214.40 13,767.87 79.4300 |
| Maintenance Worker I | NE | C12 | Annual Monthly Hourly | 46,446.40 3,870.53 22.3300 | 48,776.00 4,064.67 23.4500 | 51,209.60 4,267.47 24.6200 | 53,768.00 4,480.67 25.8500 | 56,451.20 4,704.27 27.1400 | 59,280.00 4,940.00 28.5000 | 62,254.40 5,187.87 29.9300 | 63,814.40 5,317.87 30.6800 | 65,416.00 5,451.33 31.4500 |

CITY OF MORENO VALLEY

SALARY SCALE - CAREER POSITIONS

EFFECTIVE 07/06/2024

EXHIBIT C

| TITLE | GRP | GRADE | | | | | | | | | | | |
|---|-----|-------|---------|------------|------------|------------|------------|------------|------------|------------|------------|------------|--|
| | | | | A | B | C | D | E | F | G | H | I | |
| | | | | 5.0% | 5.0% | 5.0% | 5.0% | 5.0% | 5.0% | 5.0% | 2.5% | 2.5% | |
| Maintenance Worker II | NE | C15 | Annual | 53,768.00 | 56,451.20 | 59,280.00 | 62,254.40 | 65,374.40 | 68,640.00 | 72,072.00 | 73,881.60 | 75,732.80 | |
| | | | Monthly | 4,480.67 | 4,704.27 | 4,940.00 | 5,187.87 | 5,447.87 | 5,720.00 | 6,006.00 | 6,156.80 | 6,311.07 | |
| | | | Hourly | 25.8500 | 27.1400 | 28.5000 | 29.9300 | 31.4300 | 33.0000 | 34.6500 | 35.5200 | 36.4100 | |
| Maintenance Worker/Work Release Coordinator | NE | C16 | Annual | 56,451.20 | 59,280.00 | 62,254.40 | 65,374.40 | 68,640.00 | 72,072.00 | 75,670.40 | 77,563.20 | 79,497.60 | |
| | | | Monthly | 4,704.27 | 4,940.00 | 5,187.87 | 5,447.87 | 5,720.00 | 6,006.00 | 6,305.87 | 6,463.60 | 6,624.80 | |
| | | | Hourly | 27.1400 | 28.5000 | 29.9300 | 31.4300 | 33.0000 | 34.6500 | 36.3800 | 37.2900 | 38.2200 | |
| Management Aide | NE | C18 | Annual | 62,233.60 | 65,353.60 | 68,619.20 | 72,051.20 | 75,649.60 | 79,435.20 | 83,408.00 | 85,488.00 | 87,630.40 | |
| | | | Monthly | 5,186.13 | 5,446.13 | 5,718.27 | 6,004.27 | 6,304.13 | 6,619.60 | 6,950.67 | 7,124.00 | 7,302.53 | |
| | | | Hourly | 29.9200 | 31.4200 | 32.9900 | 34.6400 | 36.3700 | 38.1900 | 40.1000 | 41.1000 | 42.1300 | |
| Management Analyst | PAM | C24 | Annual | 83,387.20 | 87,547.20 | 91,915.20 | 96,512.00 | 101,337.60 | 106,412.80 | 111,737.60 | 114,524.80 | 117,395.20 | |
| | | | Monthly | 6,948.93 | 7,295.60 | 7,659.60 | 8,042.67 | 8,444.80 | 8,867.73 | 9,311.47 | 9,543.73 | 9,782.93 | |
| | | | Hourly | 40.0900 | 42.0900 | 44.1900 | 46.4000 | 48.7200 | 51.1600 | 53.7200 | 55.0600 | 56.4400 | |
| Management Assistant | PAM | C22 | Annual | 75,628.80 | 79,414.40 | 83,387.20 | 87,547.20 | 91,915.20 | 96,512.00 | 101,337.60 | 103,875.20 | 106,475.20 | |
| | | | Monthly | 6,302.40 | 6,617.87 | 6,948.93 | 7,295.60 | 7,659.60 | 8,042.67 | 8,444.80 | 8,656.27 | 8,872.93 | |
| | | | Hourly | 36.3600 | 38.1800 | 40.0900 | 42.0900 | 44.1900 | 46.4000 | 48.7200 | 49.9400 | 51.1900 | |
| Media & Communications Division Manager | DMG | C33 | Annual | 135,574.40 | 142,355.20 | 149,468.80 | 156,936.00 | 164,777.60 | 173,014.40 | 181,667.20 | 186,201.60 | 190,860.80 | |
| | | | Monthly | 11,297.87 | 11,862.93 | 12,455.73 | 13,078.00 | 13,731.47 | 14,417.87 | 15,138.93 | 15,516.80 | 15,905.07 | |
| | | | Hourly | 65.1800 | 68.4400 | 71.8600 | 75.4500 | 79.2200 | 83.1800 | 87.3400 | 89.5200 | 91.7600 | |
| Network Administrator | PAM | C31 | Annual | 117,332.80 | 123,198.40 | 129,355.20 | 135,824.00 | 142,625.60 | 149,760.00 | 157,248.00 | 161,179.20 | 165,214.40 | |
| | | | Monthly | 9,777.73 | 10,266.53 | 10,779.60 | 11,318.67 | 11,885.47 | 12,480.00 | 13,104.00 | 13,431.60 | 13,767.87 | |
| | | | Hourly | 56.4100 | 59.2300 | 62.1900 | 65.3000 | 68.5700 | 72.0000 | 75.6000 | 77.4900 | 79.4300 | |
| Network & Systems Specialist | PAM | C24 | Annual | 83,387.20 | 87,547.20 | 91,915.20 | 96,512.00 | 101,337.60 | 106,412.80 | 111,737.60 | 114,524.80 | 117,395.20 | |
| | | | Monthly | 6,948.93 | 7,295.60 | 7,659.60 | 8,042.67 | 8,444.80 | 8,867.73 | 9,311.47 | 9,543.73 | 9,782.93 | |
| | | | Hourly | 40.0900 | 42.0900 | 44.1900 | 46.4000 | 48.7200 | 51.1600 | 53.7200 | 55.0600 | 56.4400 | |
| Paralegal | NE | C20 | Annual | 68,598.40 | 72,030.40 | 75,628.80 | 79,414.40 | 83,387.20 | 87,547.20 | 91,915.20 | 94,203.20 | 96,553.60 | |
| | | | Monthly | 5,716.53 | 6,002.53 | 6,302.40 | 6,617.87 | 6,948.93 | 7,295.60 | 7,659.60 | 7,850.27 | 8,046.13 | |
| | | | Hourly | 32.9800 | 34.6300 | 36.3600 | 38.1800 | 40.0900 | 42.0900 | 44.1900 | 45.2900 | 46.4200 | |
| Park Ranger | NE | C16 | Annual | 56,451.20 | 59,280.00 | 62,254.40 | 65,374.40 | 68,640.00 | 72,072.00 | 75,670.40 | 77,563.20 | 79,497.60 | |
| | | | Monthly | 4,704.27 | 4,940.00 | 5,187.87 | 5,447.87 | 5,720.00 | 6,006.00 | 6,305.87 | 6,463.60 | 6,624.80 | |
| | | | Hourly | 27.1400 | 28.5000 | 29.9300 | 31.4300 | 33.0000 | 34.6500 | 36.3800 | 37.2900 | 38.2200 | |
| Parking Control Officer | NE | C12 | Annual | 46,446.40 | 48,776.00 | 51,209.60 | 53,768.00 | 56,451.20 | 59,280.00 | 62,254.40 | 63,814.40 | 65,416.00 | |
| | | | Monthly | 3,870.53 | 4,064.67 | 4,267.47 | 4,480.67 | 4,704.27 | 4,940.00 | 5,187.87 | 5,317.87 | 5,451.33 | |
| | | | Hourly | 22.3300 | 23.4500 | 24.6200 | 25.8500 | 27.1400 | 28.5000 | 29.9300 | 30.6800 | 31.4500 | |
| Parks & Community Services Administration & Financial Services Division Manager | DMG | C30 | Annual | 111,758.40 | 117,353.60 | 123,219.20 | 129,376.00 | 135,844.80 | 142,646.40 | 149,780.80 | 153,524.80 | 157,372.80 | |
| | | | Monthly | 9,313.20 | 9,779.47 | 10,268.27 | 10,781.33 | 11,320.40 | 11,887.20 | 12,481.73 | 12,793.73 | 13,114.40 | |
| | | | Hourly | 53.7300 | 56.4200 | 59.2400 | 62.2000 | 65.3100 | 68.5800 | 72.0100 | 73.8100 | 75.6600 | |
| Parks & Landscape Services Division Manager | DMG | C31 | Annual | 117,332.80 | 123,198.40 | 129,355.20 | 135,824.00 | 142,625.60 | 149,760.00 | 157,248.00 | 161,179.20 | 165,214.40 | |
| | | | Monthly | 9,777.73 | 10,266.53 | 10,779.60 | 11,318.67 | 11,885.47 | 12,480.00 | 13,104.00 | 13,431.60 | 13,767.87 | |
| | | | Hourly | 56.4100 | 59.2300 | 62.1900 | 65.3000 | 68.5700 | 72.0000 | 75.6000 | 77.4900 | 79.4300 | |
| Parks Maintenance Supervisor | PAM | C25 | Annual | 87,568.00 | 91,956.80 | 96,553.60 | 101,379.20 | 106,454.40 | 111,779.20 | 117,374.40 | 120,307.20 | 123,323.20 | |
| | | | Monthly | 7,297.33 | 7,663.07 | 8,046.13 | 8,448.27 | 8,871.20 | 9,314.93 | 9,781.20 | 10,025.60 | 10,276.93 | |
| | | | Hourly | 42.1000 | 44.2100 | 46.4200 | 48.7400 | 51.1800 | 53.7400 | 56.4300 | 57.8400 | 59.2900 | |

CITY OF MORENO VALLEY

SALARY SCALE - CAREER POSITIONS

EFFECTIVE 07/06/2024

EXHIBIT C

| TITLE | GRP | GRADE | | | | | | | | | | |
|--|-----|-------|---------|------------|------------|------------|------------|------------|------------|------------|------------|------------|
| | | | | A | B | C | D | E | F | G | H | I |
| | | | | 5.0% | 5.0% | 5.0% | 5.0% | 5.0% | 5.0% | 5.0% | 2.5% | 2.5% |
| Parks Maintenance Worker | NE | C12 | Annual | 46,446.40 | 48,776.00 | 51,209.60 | 53,768.00 | 56,451.20 | 59,280.00 | 62,254.40 | 63,814.40 | 65,416.00 |
| | | | Monthly | 3,870.53 | 4,064.67 | 4,267.47 | 4,480.67 | 4,704.27 | 4,940.00 | 5,187.87 | 5,317.87 | 5,451.33 |
| | | | Hourly | 22.3300 | 23.4500 | 24.6200 | 25.8500 | 27.1400 | 28.5000 | 29.9300 | 30.6800 | 31.4500 |
| Parks Project Manager | PAM | C25 | Annual | 87,568.00 | 91,956.80 | 96,553.60 | 101,379.20 | 106,454.40 | 111,779.20 | 117,374.40 | 120,307.20 | 123,323.20 |
| | | | Monthly | 7,297.33 | 7,663.07 | 8,046.13 | 8,448.27 | 8,871.20 | 9,314.93 | 9,781.20 | 10,025.60 | 10,276.93 |
| | | | Hourly | 42.1000 | 44.2100 | 46.4200 | 48.7400 | 51.1800 | 53.7400 | 56.4300 | 57.8400 | 59.2900 |
| Payroll Division Manager | DMG | C32 | Annual | 126,131.20 | 132,433.60 | 139,048.00 | 145,995.20 | 153,296.00 | 160,971.20 | 169,020.80 | 173,243.20 | 177,569.60 |
| | | | Monthly | 10,510.93 | 11,036.13 | 11,587.33 | 12,166.27 | 12,774.67 | 13,414.27 | 14,085.07 | 14,436.93 | 14,797.47 |
| | | | Hourly | 60.6400 | 63.6700 | 66.8500 | 70.1900 | 73.7000 | 77.3900 | 81.2600 | 83.2900 | 85.3700 |
| Permit Technician | NE | C18 | Annual | 62,233.60 | 65,353.60 | 68,619.20 | 72,051.20 | 75,649.60 | 79,435.20 | 83,408.00 | 85,488.00 | 87,630.40 |
| | | | Monthly | 5,186.13 | 5,446.13 | 5,718.27 | 6,004.27 | 6,304.13 | 6,619.60 | 6,950.67 | 7,124.00 | 7,302.53 |
| | | | Hourly | 29.9200 | 31.4200 | 32.9900 | 34.6400 | 36.3700 | 38.1900 | 40.1000 | 41.1000 | 42.1300 |
| Planning Division Manager/Official | DMG | C34 | Annual | 145,745.60 | 153,025.60 | 160,680.00 | 168,708.80 | 177,153.60 | 186,014.40 | 195,312.00 | 200,200.00 | 205,212.80 |
| | | | Monthly | 12,145.47 | 12,752.13 | 13,390.00 | 14,059.07 | 14,762.80 | 15,501.20 | 16,276.00 | 16,683.33 | 17,101.07 |
| | | | Hourly | 70.0700 | 73.5700 | 77.2500 | 81.1100 | 85.1700 | 89.4300 | 93.9000 | 96.2500 | 98.6600 |
| Power Supply Manager | PAM | C32 | Annual | 126,131.20 | 132,433.60 | 139,048.00 | 145,995.20 | 153,296.00 | 160,971.20 | 169,020.80 | 173,243.20 | 177,569.60 |
| | | | Monthly | 10,510.93 | 11,036.13 | 11,587.33 | 12,166.27 | 12,774.67 | 13,414.27 | 14,085.07 | 14,436.93 | 14,797.47 |
| | | | Hourly | 60.6400 | 63.6700 | 66.8500 | 70.1900 | 73.7000 | 77.3900 | 81.2600 | 83.2900 | 85.3700 |
| Principal Accountant | PAM | C28 | Annual | 101,358.40 | 106,433.60 | 111,758.40 | 117,353.60 | 123,219.20 | 129,376.00 | 135,844.80 | 139,235.20 | 142,708.80 |
| | | | Monthly | 8,446.53 | 8,869.47 | 9,313.20 | 9,779.47 | 10,268.27 | 10,781.33 | 11,320.40 | 11,602.93 | 11,892.40 |
| | | | Hourly | 48.7300 | 51.1700 | 53.7300 | 56.4200 | 59.2400 | 62.2000 | 65.3100 | 66.9400 | 68.6100 |
| Principal Engineer | DMG | C33 | Annual | 135,574.40 | 142,355.20 | 149,468.80 | 156,936.00 | 164,777.60 | 173,014.40 | 181,667.20 | 186,201.60 | 190,860.80 |
| | | | Monthly | 11,297.87 | 11,862.93 | 12,455.73 | 13,078.00 | 13,731.47 | 14,417.87 | 15,138.93 | 15,516.80 | 15,905.07 |
| | | | Hourly | 65.1800 | 68.4400 | 71.8600 | 75.4500 | 79.2200 | 83.1800 | 87.3400 | 89.5200 | 91.7600 |
| Principal Engineer/City Traffic Engineer | DMG | C33 | Annual | 135,574.40 | 142,355.20 | 149,468.80 | 156,936.00 | 164,777.60 | 173,014.40 | 181,667.20 | 186,201.60 | 190,860.80 |
| | | | Monthly | 11,297.87 | 11,862.93 | 12,455.73 | 13,078.00 | 13,731.47 | 14,417.87 | 15,138.93 | 15,516.80 | 15,905.07 |
| | | | Hourly | 65.1800 | 68.4400 | 71.8600 | 75.4500 | 79.2200 | 83.1800 | 87.3400 | 89.5200 | 91.7600 |
| Principal Planner | PAM | C33 | Annual | 135,574.40 | 142,355.20 | 149,468.80 | 156,936.00 | 164,777.60 | 173,014.40 | 181,667.20 | 186,201.60 | 190,860.80 |
| | | | Monthly | 11,297.87 | 11,862.93 | 12,455.73 | 13,078.00 | 13,731.47 | 14,417.87 | 15,138.93 | 15,516.80 | 15,905.07 |
| | | | Hourly | 65.1800 | 68.4400 | 71.8600 | 75.4500 | 79.2200 | 83.1800 | 87.3400 | 89.5200 | 91.7600 |
| Program Analyst | PAM | C24 | Annual | 83,387.20 | 87,547.20 | 91,915.20 | 96,512.00 | 101,337.60 | 106,412.80 | 111,737.60 | 114,524.80 | 117,395.20 |
| | | | Monthly | 6,948.93 | 7,295.60 | 7,659.60 | 8,042.67 | 8,444.80 | 8,867.73 | 9,311.47 | 9,543.73 | 9,782.93 |
| | | | Hourly | 40.0900 | 42.0900 | 44.1900 | 46.4000 | 48.7200 | 51.1600 | 53.7200 | 55.0600 | 56.4400 |
| Public Information/Intergovernmental Relations Officer | PAM | C28 | Annual | 101,358.40 | 106,433.60 | 111,758.40 | 117,353.60 | 123,219.20 | 129,376.00 | 135,844.80 | 139,235.20 | 142,708.80 |
| | | | Monthly | 8,446.53 | 8,869.47 | 9,313.20 | 9,779.47 | 10,268.27 | 10,781.33 | 11,320.40 | 11,602.93 | 11,892.40 |
| | | | Hourly | 48.7300 | 51.1700 | 53.7300 | 56.4200 | 59.2400 | 62.2000 | 65.3100 | 66.9400 | 68.6100 |
| Public Safety Contracts Administrator | DMG | C30 | Annual | 111,758.40 | 117,353.60 | 123,219.20 | 129,376.00 | 135,844.80 | 142,646.40 | 149,780.80 | 153,524.80 | 157,372.80 |
| | | | Monthly | 9,313.20 | 9,779.47 | 10,268.27 | 10,781.33 | 11,320.40 | 11,887.20 | 12,481.73 | 12,793.73 | 13,114.40 |
| | | | Hourly | 53.7300 | 56.4200 | 59.2400 | 62.2000 | 65.3100 | 68.5800 | 72.0100 | 73.8100 | 75.6600 |
| Purchasing Division Manager | DMG | C32 | Annual | 126,131.20 | 132,433.60 | 139,048.00 | 145,995.20 | 153,296.00 | 160,971.20 | 169,020.80 | 173,243.20 | 177,569.60 |
| | | | Monthly | 10,510.93 | 11,036.13 | 11,587.33 | 12,166.27 | 12,774.67 | 13,414.27 | 14,085.07 | 14,436.93 | 14,797.47 |
| | | | Hourly | 60.6400 | 63.6700 | 66.8500 | 70.1900 | 73.7000 | 77.3900 | 81.2600 | 83.2900 | 85.3700 |

CITY OF MORENO VALLEY

SALARY SCALE - CAREER POSITIONS

EFFECTIVE 07/06/2024

EXHIBIT C

| TITLE | GRP | GRADE | | | | | | | | | | |
|--------------------------------------|-----|-------|---------|------------|------------|------------|------------|------------|------------|------------|------------|------------|
| | | | | A | B | C | D | E | F | G | H | I |
| | | | | 5.0% | | 5.0% | 5.0% | 5.0% | 5.0% | 5.0% | 2.5% | 2.5% |
| Recycling Specialist | NE | C16 | Annual | 56,451.20 | 59,280.00 | 62,254.40 | 65,374.40 | 68,640.00 | 72,072.00 | 75,670.40 | 77,563.20 | 79,497.60 |
| | | | Monthly | 4,704.27 | 4,940.00 | 5,187.87 | 5,447.87 | 5,720.00 | 6,006.00 | 6,305.87 | 6,463.60 | 6,624.80 |
| | | | Hourly | 27.1400 | 28.5000 | 29.9300 | 31.4300 | 33.0000 | 34.6500 | 36.3800 | 37.2900 | 38.2200 |
| Registered Veterinary Technician | NE | C16 | Annual | 56,451.20 | 59,280.00 | 62,254.40 | 65,374.40 | 68,640.00 | 72,072.00 | 75,670.40 | 77,563.20 | 79,497.60 |
| | | | Monthly | 4,704.27 | 4,940.00 | 5,187.87 | 5,447.87 | 5,720.00 | 6,006.00 | 6,305.87 | 6,463.60 | 6,624.80 |
| | | | Hourly | 27.1400 | 28.5000 | 29.9300 | 31.4300 | 33.0000 | 34.6500 | 36.3800 | 37.2900 | 38.2200 |
| Security Guard | NE | C08 | Annual | 38,209.60 | 40,123.20 | 42,120.00 | 44,220.80 | 46,425.60 | 48,755.20 | 51,188.80 | 52,478.40 | 53,788.80 |
| | | | Monthly | 3,184.13 | 3,343.60 | 3,510.00 | 3,685.07 | 3,868.80 | 4,062.93 | 4,265.73 | 4,373.20 | 4,482.40 |
| | | | Hourly | 18.3700 | 19.2900 | 20.2500 | 21.2600 | 22.3200 | 23.4400 | 24.6100 | 25.2300 | 25.8600 |
| Senior Accountant | PAM | C25 | Annual | 87,568.00 | 91,956.80 | 96,553.60 | 101,379.20 | 106,454.40 | 111,779.20 | 117,374.40 | 120,307.20 | 123,323.20 |
| | | | Monthly | 7,297.33 | 7,663.07 | 8,046.13 | 8,448.27 | 8,871.20 | 9,314.93 | 9,781.20 | 10,025.60 | 10,276.93 |
| | | | Hourly | 42.1000 | 44.2100 | 46.4200 | 48.7400 | 51.1800 | 53.7400 | 56.4300 | 57.8400 | 59.2900 |
| Senior Administrative Assistant | NE | C17 | Annual | 59,280.00 | 62,254.40 | 65,374.40 | 68,640.00 | 72,072.00 | 75,670.40 | 79,456.00 | 81,452.80 | 83,491.20 |
| | | | Monthly | 4,940.00 | 5,187.87 | 5,447.87 | 5,720.00 | 6,006.00 | 6,305.87 | 6,621.33 | 6,787.73 | 6,957.60 |
| | | | Hourly | 28.5000 | 29.9300 | 31.4300 | 33.0000 | 34.6500 | 36.3800 | 38.2000 | 39.1600 | 40.1400 |
| Senior Applications Analyst | PAM | C27 | Annual | 96,532.80 | 101,358.40 | 106,433.60 | 111,758.40 | 117,353.60 | 123,219.20 | 129,376.00 | 132,620.80 | 135,928.00 |
| | | | Monthly | 8,044.40 | 8,446.53 | 8,869.47 | 9,313.20 | 9,779.47 | 10,268.27 | 10,781.33 | 11,051.73 | 11,327.33 |
| | | | Hourly | 46.4100 | 48.7300 | 51.1700 | 53.7300 | 56.4200 | 59.2400 | 62.2000 | 63.7600 | 65.3500 |
| Senior Building Inspector | PAM | C25 | Annual | 87,568.00 | 91,956.80 | 96,553.60 | 101,379.20 | 106,454.40 | 111,779.20 | 117,374.40 | 120,307.20 | 123,323.20 |
| | | | Monthly | 7,297.33 | 7,663.07 | 8,046.13 | 8,448.27 | 8,871.20 | 9,314.93 | 9,781.20 | 10,025.60 | 10,276.93 |
| | | | Hourly | 42.1000 | 44.2100 | 46.4200 | 48.7400 | 51.1800 | 53.7400 | 56.4300 | 57.8400 | 59.2900 |
| Senior Community Enhancement Officer | PAM | C22 | Annual | 75,628.80 | 79,414.40 | 83,387.20 | 87,547.20 | 91,915.20 | 96,512.00 | 101,337.60 | 103,875.20 | 106,475.20 |
| | | | Monthly | 6,302.40 | 6,617.87 | 6,948.93 | 7,295.60 | 7,659.60 | 8,042.67 | 8,444.80 | 8,656.27 | 8,872.93 |
| | | | Hourly | 36.3600 | 38.1800 | 40.0900 | 42.0900 | 44.1900 | 46.4000 | 48.7200 | 49.9400 | 51.1900 |
| Senior Construction Inspector | PAM | C23 | Annual | 79,435.20 | 83,408.00 | 87,588.80 | 91,977.60 | 96,574.40 | 101,400.00 | 106,475.20 | 109,137.60 | 111,862.40 |
| | | | Monthly | 6,619.60 | 6,950.67 | 7,299.07 | 7,664.80 | 8,047.87 | 8,450.00 | 8,872.93 | 9,094.80 | 9,321.87 |
| | | | Hourly | 38.1900 | 40.1000 | 42.1100 | 44.2200 | 46.4300 | 48.7500 | 51.1900 | 52.4700 | 53.7800 |
| Senior Deputy City Clerk | DMG | C30 | Annual | 111,758.40 | 117,353.60 | 123,219.20 | 129,376.00 | 135,844.80 | 142,646.40 | 149,780.80 | 153,524.80 | 157,372.80 |
| | | | Monthly | 9,313.20 | 9,779.47 | 10,268.27 | 10,781.33 | 11,320.40 | 11,887.20 | 12,481.73 | 12,793.73 | 13,114.40 |
| | | | Hourly | 53.7300 | 56.4200 | 59.2400 | 62.2000 | 65.3100 | 68.5800 | 72.0100 | 73.8100 | 75.6600 |
| Senior Electrical Engineer | PAM | C31 | Annual | 117,332.80 | 123,198.40 | 129,355.20 | 135,824.00 | 142,625.60 | 149,760.00 | 157,248.00 | 161,179.20 | 165,214.40 |
| | | | Monthly | 9,777.73 | 10,266.53 | 10,779.60 | 11,318.67 | 11,885.47 | 12,480.00 | 13,104.00 | 13,431.60 | 13,767.87 |
| | | | Hourly | 56.4100 | 59.2300 | 62.1900 | 65.3000 | 68.5700 | 72.0000 | 75.6000 | 77.4900 | 79.4300 |
| Senior Engineer, P.E. | PAM | C31 | Annual | 117,332.80 | 123,198.40 | 129,355.20 | 135,824.00 | 142,625.60 | 149,760.00 | 157,248.00 | 161,179.20 | 165,214.40 |
| | | | Monthly | 9,777.73 | 10,266.53 | 10,779.60 | 11,318.67 | 11,885.47 | 12,480.00 | 13,104.00 | 13,431.60 | 13,767.87 |
| | | | Hourly | 56.4100 | 59.2300 | 62.1900 | 65.3000 | 68.5700 | 72.0000 | 75.6000 | 77.4900 | 79.4300 |
| Senior Equipment Operator | NE | C18 | Annual | 62,233.60 | 65,353.60 | 68,619.20 | 72,051.20 | 75,649.60 | 79,435.20 | 83,408.00 | 85,488.00 | 87,630.40 |
| | | | Monthly | 5,186.13 | 5,446.13 | 5,718.27 | 6,004.27 | 6,304.13 | 6,619.60 | 6,950.67 | 7,124.00 | 7,302.53 |
| | | | Hourly | 29.9200 | 31.4200 | 32.9900 | 34.6400 | 36.3700 | 38.1900 | 40.1000 | 41.1000 | 42.1300 |
| Senior Graphics Designer | NE | C19 | Annual | 65,332.80 | 68,598.40 | 72,030.40 | 75,628.80 | 79,414.40 | 83,387.20 | 87,547.20 | 89,731.20 | 91,977.60 |
| | | | Monthly | 5,444.40 | 5,716.53 | 6,002.53 | 6,302.40 | 6,617.87 | 6,948.93 | 7,295.60 | 7,477.60 | 7,664.80 |
| | | | Hourly | 31.4100 | 32.9800 | 34.6300 | 36.3600 | 38.1800 | 40.0900 | 42.0900 | 43.1400 | 44.2200 |

CITY OF MORENO VALLEY

SALARY SCALE - CAREER POSITIONS

EFFECTIVE 07/06/2024

EXHIBIT C

| TITLE | GRP | GRADE | | | | | | | | | | |
|--|-----|-------|-----------------------------|------------------------------------|------------------------------------|------------------------------------|------------------------------------|------------------------------------|------------------------------------|------------------------------------|------------------------------------|------------------------------------|
| | | | | A | B | C | D | E | F | G | H | I |
| | | | | 5.0% | | 5.0% | 5.0% | 5.0% | 5.0% | 5.0% | 2.5% | 2.5% |
| Senior Human Resources Analyst | PAM | C27 | Annual Monthly Hourly | 96,532.80 8,044.40 46.4100 | 101,358.40 8,446.53 48.7300 | 106,433.60 8,869.47 51.1700 | 111,758.40 9,313.20 53.7300 | 117,353.60 9,779.47 56.4200 | 123,219.20 10,268.27 59.2400 | 129,376.00 10,781.33 62.2000 | 132,620.80 11,051.73 63.7600 | 135,928.00 11,327.33 65.3500 |
| Senior Landscape Services Inspector | PAM | C20 | Annual Monthly Hourly | 68,598.40 5,716.53 32.9800 | 72,030.40 6,002.53 34.6300 | 75,628.80 6,302.40 36.3600 | 79,414.40 6,617.87 38.1800 | 83,387.20 6,948.93 40.0900 | 87,547.20 7,295.60 42.0900 | 91,915.20 7,659.60 44.1900 | 94,203.20 7,850.27 45.2900 | 96,553.60 8,046.13 46.4200 |
| Senior Management Analyst | PAM | C27 | Annual Monthly Hourly | 96,532.80 8,044.40 46.4100 | 101,358.40 8,446.53 48.7300 | 106,433.60 8,869.47 51.1700 | 111,758.40 9,313.20 53.7300 | 117,353.60 9,779.47 56.4200 | 123,219.20 10,268.27 59.2400 | 129,376.00 10,781.33 62.2000 | 132,620.80 11,051.73 63.7600 | 135,928.00 11,327.33 65.3500 |
| Senior Office Assistant | NE | C13 | Annual Monthly Hourly | 48,755.20 4,062.93 23.4400 | 51,188.80 4,265.73 24.6100 | 53,747.20 4,478.93 25.8400 | 56,430.40 4,702.53 27.1300 | 59,259.20 4,938.27 28.4900 | 62,212.80 5,184.40 29.9100 | 65,332.80 5,444.40 31.4100 | 66,976.00 5,581.33 32.2000 | 68,660.80 5,721.73 33.0100 |
| Senior Parking Control Officer | NE | C14 | Annual Monthly Hourly | 51,209.60 4,267.47 24.6200 | 53,768.00 4,480.67 25.8500 | 56,451.20 4,704.27 27.1400 | 59,280.00 4,940.00 28.5000 | 62,254.40 5,187.87 29.9300 | 65,374.40 5,447.87 31.4300 | 68,640.00 5,720.00 33.0000 | 70,366.40 5,863.87 33.8300 | 72,134.40 6,011.20 34.6800 |
| Senior Parks Maintenance Technician | NE | C19 | Annual Monthly Hourly | 65,332.80 5,444.40 31.4100 | 68,598.40 5,716.53 32.9800 | 72,030.40 6,002.53 34.6300 | 75,628.80 6,302.40 36.3600 | 79,414.40 6,617.87 38.1800 | 83,387.20 6,948.93 40.0900 | 87,547.20 7,295.60 42.0900 | 89,731.20 7,477.60 43.1400 | 91,977.60 7,664.80 44.2200 |
| Senior Payroll Technician | NE | C18 | Annual Monthly Hourly | 62,233.60 5,186.13 29.9200 | 65,353.60 5,446.13 31.4200 | 68,619.20 5,718.27 32.9900 | 72,051.20 6,004.27 34.6400 | 75,649.60 6,304.13 36.3700 | 79,435.20 6,619.60 38.1900 | 83,408.00 6,950.67 40.1000 | 85,488.00 7,124.00 41.1000 | 87,630.40 7,302.53 42.1300 |
| Senior Permit Technician | NE | C20 | Annual Monthly Hourly | 68,598.40 5,716.53 32.9800 | 72,030.40 6,002.53 34.6300 | 75,628.80 6,302.40 36.3600 | 79,414.40 6,617.87 38.1800 | 83,387.20 6,948.93 40.0900 | 87,547.20 7,295.60 42.0900 | 91,915.20 7,659.60 44.1900 | 94,203.20 7,850.27 45.2900 | 96,553.60 8,046.13 46.4200 |
| Senior Planner | PAM | C27 | Annual Monthly Hourly | 96,532.80 8,044.40 46.4100 | 101,358.40 8,446.53 48.7300 | 106,433.60 8,869.47 51.1700 | 111,758.40 9,313.20 53.7300 | 117,353.60 9,779.47 56.4200 | 123,219.20 10,268.27 59.2400 | 129,376.00 10,781.33 62.2000 | 132,620.80 11,051.73 63.7600 | 135,928.00 11,327.33 65.3500 |
| Senior Risk Analyst | PAM | C27 | Annual Monthly Hourly | 96,532.80 8,044.40 46.4100 | 101,358.40 8,446.53 48.7300 | 106,433.60 8,869.47 51.1700 | 111,758.40 9,313.20 53.7300 | 117,353.60 9,779.47 56.4200 | 123,219.20 10,268.27 59.2400 | 129,376.00 10,781.33 62.2000 | 132,620.80 11,051.73 63.7600 | 135,928.00 11,327.33 65.3500 |
| Senior Telecommunications Technician | NE | C22 | Annual Monthly Hourly | 75,628.80 6,302.40 36.3600 | 79,414.40 6,617.87 38.1800 | 83,387.20 6,948.93 40.0900 | 87,547.20 7,295.60 42.0900 | 91,915.20 7,659.60 44.1900 | 96,512.00 8,042.67 46.4000 | 101,337.60 8,444.80 48.7200 | 103,875.20 8,656.27 49.9400 | 106,475.20 8,872.93 51.1900 |
| Senior Traffic Signal Technician | PAM | C23 | Annual Monthly Hourly | 79,435.20 6,619.60 38.1900 | 83,408.00 6,950.67 40.1000 | 87,588.80 7,299.07 42.1100 | 91,977.60 7,664.80 44.2200 | 96,574.40 8,047.87 46.4300 | 101,400.00 8,450.00 48.7500 | 106,475.20 8,872.93 51.1900 | 109,137.60 9,094.80 52.4700 | 111,862.40 9,321.87 53.7800 |
| Special Districts Division Manager | DMG | C34 | Annual Monthly Hourly | 145,745.60 12,145.47 70.0700 | 153,025.60 12,752.13 73.5700 | 160,680.00 13,390.00 77.2500 | 168,708.80 14,059.07 81.1100 | 177,153.60 14,762.80 85.1700 | 186,014.40 15,501.20 89.4300 | 195,312.00 16,276.00 93.9000 | 200,200.00 16,683.33 96.2500 | 205,212.80 17,101.07 98.6600 |
| Special Events & Facilities Division Manager | DMG | C30 | Annual Monthly Hourly | 111,758.40 9,313.20 53.7300 | 117,353.60 9,779.47 56.4200 | 123,219.20 10,268.27 59.2400 | 129,376.00 10,781.33 62.2000 | 135,844.80 11,320.40 65.3100 | 142,646.40 11,887.20 68.5800 | 149,780.80 12,481.73 72.0100 | 153,524.80 12,793.73 73.8100 | 157,372.80 13,114.40 75.6600 |

CITY OF MORENO VALLEY

SALARY SCALE - CAREER POSITIONS

EFFECTIVE 07/06/2024

EXHIBIT C

| TITLE | GRP | GRADE | | | | | | | | | | | |
|---|-----|-------|---------|------------|------------|------------|------------|------------|------------|------------|------------|------------|--|
| | | | | A | B | C | D | E | F | G | H | I | |
| | | | | 5.0% | 5.0% | 5.0% | 5.0% | 5.0% | 5.0% | 5.0% | 2.5% | 2.5% | |
| Storekeeper | NE | C14 | Annual | 51,209.60 | 53,768.00 | 56,451.20 | 59,280.00 | 62,254.40 | 65,374.40 | 68,640.00 | 70,366.40 | 72,134.40 | |
| | | | Monthly | 4,267.47 | 4,480.67 | 4,704.27 | 4,940.00 | 5,187.87 | 5,447.87 | 5,720.00 | 5,863.87 | 6,011.20 | |
| | | | Hourly | 24.6200 | 25.8500 | 27.1400 | 28.5000 | 29.9300 | 31.4300 | 33.0000 | 33.8300 | 34.6800 | |
| Strategic Initiatives Manager | DMG | C34 | Annual | 145,745.60 | 153,025.60 | 160,680.00 | 168,708.80 | 177,153.60 | 186,014.40 | 195,312.00 | 200,200.00 | 205,212.80 | |
| | | | Monthly | 12,145.47 | 12,752.13 | 13,390.00 | 14,059.07 | 14,762.80 | 15,501.20 | 16,276.00 | 16,683.33 | 17,101.07 | |
| | | | Hourly | 70.0700 | 73.5700 | 77.2500 | 81.1100 | 85.1700 | 89.4300 | 93.9000 | 96.2500 | 98.6600 | |
| Street Maintenance Supervisor | PAM | C25 | Annual | 87,568.00 | 91,956.80 | 96,553.60 | 101,379.20 | 106,454.40 | 111,779.20 | 117,374.40 | 120,307.20 | 123,323.20 | |
| | | | Monthly | 7,297.33 | 7,663.07 | 8,046.13 | 8,448.27 | 8,871.20 | 9,314.93 | 9,781.20 | 10,025.60 | 10,276.93 | |
| | | | Hourly | 42.1000 | 44.2100 | 46.4200 | 48.7400 | 51.1800 | 53.7400 | 56.4300 | 57.8400 | 59.2900 | |
| Telecommunications Engineer/Administrator | PAM | C29 | Annual | 106,412.80 | 111,737.60 | 117,332.80 | 123,198.40 | 129,355.20 | 135,824.00 | 142,625.60 | 146,182.40 | 149,843.20 | |
| | | | Monthly | 8,867.73 | 9,311.47 | 9,777.73 | 10,266.53 | 10,779.60 | 11,318.67 | 11,885.47 | 12,181.87 | 12,486.93 | |
| | | | Hourly | 51.1600 | 53.7200 | 56.4100 | 59.2300 | 62.1900 | 65.3000 | 68.5700 | 70.2800 | 72.0400 | |
| Telecommunications Technician | NE | C20 | Annual | 68,598.40 | 72,030.40 | 75,628.80 | 79,414.40 | 83,387.20 | 87,547.20 | 91,915.20 | 94,203.20 | 96,553.60 | |
| | | | Monthly | 5,716.53 | 6,002.53 | 6,302.40 | 6,617.87 | 6,948.93 | 7,295.60 | 7,659.60 | 7,850.27 | 8,046.13 | |
| | | | Hourly | 32.9800 | 34.6300 | 36.3600 | 38.1800 | 40.0900 | 42.0900 | 44.1900 | 45.2900 | 46.4200 | |
| Traffic Operations Supervisor | PAM | C26 | Annual | 91,936.00 | 96,532.80 | 101,358.40 | 106,433.60 | 111,758.40 | 117,353.60 | 123,219.20 | 126,297.60 | 129,459.20 | |
| | | | Monthly | 7,661.33 | 8,044.40 | 8,446.53 | 8,869.47 | 9,313.20 | 9,779.47 | 10,268.27 | 10,524.80 | 10,788.27 | |
| | | | Hourly | 44.2000 | 46.4100 | 48.7300 | 51.1700 | 53.7300 | 56.4200 | 59.2400 | 60.7200 | 62.2400 | |
| Traffic Signal Technician | NE | C22 | Annual | 75,628.80 | 79,414.40 | 83,387.20 | 87,547.20 | 91,915.20 | 96,512.00 | 101,337.60 | 103,875.20 | 106,475.20 | |
| | | | Monthly | 6,302.40 | 6,617.87 | 6,948.93 | 7,295.60 | 7,659.60 | 8,042.67 | 8,444.80 | 8,656.27 | 8,872.93 | |
| | | | Hourly | 36.3600 | 38.1800 | 40.0900 | 42.0900 | 44.1900 | 46.4000 | 48.7200 | 49.9400 | 51.1900 | |
| Traffic Sign/Marking Technician I | NE | C13 | Annual | 48,755.20 | 51,188.80 | 53,747.20 | 56,430.40 | 59,259.20 | 62,212.80 | 65,332.80 | 66,976.00 | 68,660.80 | |
| | | | Monthly | 4,062.93 | 4,265.73 | 4,478.93 | 4,702.53 | 4,938.27 | 5,184.40 | 5,444.40 | 5,581.33 | 5,721.73 | |
| | | | Hourly | 23.4400 | 24.6100 | 25.8400 | 27.1300 | 28.4900 | 29.9100 | 31.4100 | 32.2000 | 33.0100 | |
| Traffic Sign/Marking Technician II | NE | C15 | Annual | 53,768.00 | 56,451.20 | 59,280.00 | 62,254.40 | 65,374.40 | 68,640.00 | 72,072.00 | 73,881.60 | 75,732.80 | |
| | | | Monthly | 4,480.67 | 4,704.27 | 4,940.00 | 5,187.87 | 5,447.87 | 5,720.00 | 6,006.00 | 6,156.80 | 6,311.07 | |
| | | | Hourly | 25.8500 | 27.1400 | 28.5000 | 29.9300 | 31.4300 | 33.0000 | 34.6500 | 35.5200 | 36.4100 | |
| Utility Finance Manager | PAM | C28 | Annual | 101,358.40 | 106,433.60 | 111,758.40 | 117,353.60 | 123,219.20 | 129,376.00 | 135,844.80 | 139,235.20 | 142,708.80 | |
| | | | Monthly | 8,446.53 | 8,869.47 | 9,313.20 | 9,779.47 | 10,268.27 | 10,781.33 | 11,320.40 | 11,602.93 | 11,892.40 | |
| | | | Hourly | 48.7300 | 51.1700 | 53.7300 | 56.4200 | 59.2400 | 62.2000 | 65.3100 | 66.9400 | 68.6100 | |
| Vehicle/Equipment Technician | NE | C17 | Annual | 59,280.00 | 62,254.40 | 65,374.40 | 68,640.00 | 72,072.00 | 75,670.40 | 79,456.00 | 81,452.80 | 83,491.20 | |
| | | | Monthly | 4,940.00 | 5,187.87 | 5,447.87 | 5,720.00 | 6,006.00 | 6,305.87 | 6,621.33 | 6,787.73 | 6,957.60 | |
| | | | Hourly | 28.5000 | 29.9300 | 31.4300 | 33.0000 | 34.6500 | 36.3800 | 38.2000 | 39.1600 | 40.1400 | |

CITY OF MORENO VALLEY

SALARY SCALE - EXECUTIVE POSITIONS
EFFECTIVE 07/06/2024

EXHIBIT C

| TITLE | GRP | GRADE | Description | | Minimum | Maximum |
|--|-----|-------|-----------------|---------|------------|------------|
| Assistant City Manager (Administration) | EMG | 106 | 7.5% Above 105 | Annual | 188,323.20 | 299,936.00 |
| | | | | Monthly | 15,693.60 | 24,994.67 |
| | | | | Hourly | 90.5400 | 144.2000 |
| Assistant City Manager (Development) | EMG | 106 | 7.5% Above 105 | Annual | 188,323.20 | 299,936.00 |
| | | | | Monthly | 15,693.60 | 24,994.67 |
| | | | | Hourly | 90.5400 | 144.2000 |
| Chief Financial Officer | EMG | 105 | 7.5% Above 104 | Annual | 175,177.60 | 279,011.20 |
| | | | | Monthly | 14,598.13 | 23,250.93 |
| | | | | Hourly | 84.2200 | 134.1400 |
| City Council Member | ELE | | Set by Vote/Ord | | | |
| City Manager | CMG | 109 | Per contract | Annual | 268,132.80 | 427,044.80 |
| | | | | Monthly | 22,344.40 | 35,587.07 |
| | | | | Hourly | 128.9100 | 205.3100 |
| Community Development Director | EMG | 104 | 7.5% Above 103 | Annual | 162,968.00 | 259,542.40 |
| | | | | Monthly | 13,580.67 | 21,628.53 |
| | | | | Hourly | 78.3500 | 124.7800 |
| Economic Development & Housing Director | EMG | 104 | 7.5% Above 103 | Annual | 162,968.00 | 259,542.40 |
| | | | | Monthly | 13,580.67 | 21,628.53 |
| | | | | Hourly | 78.3500 | 124.7800 |
| Human Resources Director | EMG | 104 | 7.5% Above 103 | Annual | 162,968.00 | 259,542.40 |
| | | | | Monthly | 13,580.67 | 21,628.53 |
| | | | | Hourly | 78.3500 | 124.7800 |
| Manager of the Office of Mayor & City Council/City Clerk | EMG | 101 | 7.5% Above 100 | Annual | 131,185.60 | 208,915.20 |
| | | | | Monthly | 10,932.13 | 17,409.60 |
| | | | | Hourly | 63.0700 | 100.4400 |
| Parks & Community Services Director | EMG | 104 | 7.5% Above 103 | Annual | 162,968.00 | 259,542.40 |
| | | | | Monthly | 13,580.67 | 21,628.53 |
| | | | | Hourly | 78.3500 | 124.7800 |
| Public Works Director/City Engineer | EMG | 105 | 7.5% Above 104 | Annual | 175,177.60 | 279,011.20 |
| | | | | Monthly | 14,598.13 | 23,250.93 |
| | | | | Hourly | 84.2200 | 134.1400 |

Council Electronic Communication Policy

- I. **PURPOSE:** The use of electronic media is necessary and useful for City Council to improve communication and efficiently perform their City duties. This policy aims to ensure the proper use of the City's electronic media and to set out the policy the City Council members will follow when using electronic media and the City's electronic communication system. This policy will also inform the users about the requirements of the applicable laws, including the Public Records Act and Brown Act. This policy is applicable to all City Council members. Members of the City Council's Advisory Commissions and Boards shall not be provided with City-issued or maintained email accounts or access to the City's internal electronic communication system. As such, any communications by and between a Commissioner or Board member (using a private email address) and a non-City official shall not be recognized or acknowledged as an official record of the City.
- II. **DEFINITIONS:**
- A. **City's Electronic Communication System** – City-owned devices or products designed to electronically process, transmit, or store information such as computers, iPads, cell and smartphones, printers, modems, data files, text, and e-mail messages.
 - B. **User** – a City Council member who uses the City's electronic communication system.
 - C. **E-Communication** – electronic text or visual communication and attachments distributed via e-mail, websites, instant messaging, text messaging, Twitter, or comparable services.
 - D. **Electronic Media** – a method for processing or transmitting information in electronic form, including E-Communication, software programs, and the Internet.
- III. **POLICY:**
- A. **Procedures for Electronic Communications.** City Council Members will be issued accounts for use of City electronic media for E-Communication on City business. E-Communication from a Council Member represents and reflects upon the City's public image and integrity. City Council Members should ensure that their messages are respectful, professional, and are consistent with City policies. E-communication should be written or otherwise presented in the same professional and respectful manner as paper communications. The City's Electronic Communication System shall be used only for City business.
 - B. **No Use of Personal E-Communication.** Users should not use their home or business E-Communication accounts or addresses for any communication pertaining to City business. When using E-Communication pertaining to the City's business, Users should communicate with the public and staff solely via their designated City E-Communication addresses. Users should not commingle E-Communication pertaining to City business with E-Communication pertaining to their home or business. Under applicable laws, Users' personal E-Communication devices are subject to the provisions of the Public Records Act if they contain E-Communications pertaining to the City's business.
 - C. **Electronic Communications among City Council members.** Communications from a City Council member to another City Council member or members concerning City business should be "one way" and marked "For Information Only—Do Not Reply" or

Council Electronic Communication Policy

something similar.

- D. Electronic Communication by a Quorum of the City Council.** A majority of the members of the City Council shall not send or exchange facts about or engage in discussions regarding City issues via E-Communication, including chat rooms, news groups, online forums, weblogs, Twitter feeds, or list-serves (collectively referred to as “Internet forums”).
- E. Electronic Communications from the Public.** The public may electronically communicate with the City Council through the City’s Website on the [City Council web page](#).
- 1) E-Communication from the public addressed to the City Council will be distributed to each City Council member. E-Communication addressed to the City Council will also be forwarded to the City Clerk.
 - 2) E-Communication from the public addressed to more than a quorum of the City Council shall be forwarded by the recipients to the City Clerk (for the City Council). These E-Communications will be distributed and responded to in accordance with paragraph E.1, above.
 - 3) Upon receipt of an E-Communication addressed to less than a quorum of the City Council, the recipient may: 1) treat it as an individual communication to which he or she may or may not respond; 2) inform the City Council of the communication at a properly noticed meeting; or 3) ask the City Clerk to forward to the full City Council as part of its information packet for the next available City Council meeting. Such E-Communication may also be forwarded to staff for response as set out in Section G, below.
- F. City Electronic Communications with the Public.** City staff will post official information on upcoming and prior City Council meetings, workshops and events on the City Website. City Council agendas and minutes will be posted for the current and prior calendar year. Additional materials may be posted at the discretion of the City Manager or Manager’s designee.
- G. Use of E-Communication During Meetings.** City Council members should not use E-Communication at any time during a meeting of the City Council at which he or she is in attendance. The foregoing limitation shall not apply to receipt of telephone calls or text messages from family members in the event of an urgent family matter; a City Council member wishing to respond to such a message during the meeting shall do so during a recess or shall excuse him or herself from the meeting to place the return call or text in a manner that does not disrupt the meeting.
- H. City Participation in Internet Forums.** The City will not generally answer questions or respond to comments made in Internet forums. The City will post answers to such questions on its website if deemed appropriate by the Mayor or the City Manager or at the direction of the City Council. If a City Council member desires staff to prepare a response to a question or comment received by E-Communication or made in an Internet forum, the City Council may forward the question or comment to the City Manager and request that staff

Council Electronic Communication Policy

prepare an appropriate response in a reasonable period of time. If preparation of a response will require significant staff time to research or draft the response, an interim response to the questioner or commenter will be sent as soon as possible acknowledging receipt of the inquiry and informing the sender that a response is being prepared.

IV. Specific Procedures

- A. Retention of E-Mail.** The City electronically archives E-Communications in accordance with the City's Records Retention schedule. E-Communications that constitute preliminary drafts, notes, or intra-agency or interagency memoranda that are not retained by the City in the ordinary course of business are not required to be archived and should be deleted. The City Clerk and City Attorney are available to assist users in determining how to address questions concerning the application of these procedures.
- B. Preservation of Evidence.** Law requires parties to preserve all evidence that maybe relevant if they have knowledge of threatened or pending litigation. In the event of a pending or potential litigation, the City Attorney may request in writing that all E-Communications be preserved until such litigation is concluded or the threat abated. Such preservation overrides regular retention policies.
- C. Public Records Act.** City records, whether paper or electronic, are governed by the disclosure requirements of the Public Records Act. Disclosure may be required regardless of who sends or receives a communication or document. In the event that the City receives a request for disclosure of City records that includes E-Communication, the City Council Electronic Communications person responsible for the requested records must use his or her best efforts to preserve and provide all City E-Communication covered by the request, including those contained in their personal devices if any.
- D. Confidentiality.**
- 1) California law requires that certain information be treated as confidential and not be distributed to others inside or outside the City who do not have authorization to view such information. City Council may occasionally receive confidential electronic information. Some examples of confidential information are: information relating to litigation or potential litigation or other attorney-client communication, information relating to labor negotiations, or information relating to confidential real estate negotiations. When City Council receive confidential information, it should be marked or tagged "Confidential Information" so that City Council are alerted to the nature of the information.
 - 2) Confidential information shall not be sent or forwarded to individuals or entities not authorized to receive that information, including City employees not authorized to view such information.
 - 3) City Council shall exercise additional caution in sending confidential information by E-Communication as compared to written format because of the ease with which such information can lose confidentiality by inadvertent or intentional diversion or re-transmission by others.

Council Electronic Communication Policy

-
- 4) The City Attorney should be contacted concerning any questions about whether a communication is confidential.

V. **Compliance with this Policy:** It is the responsibility of every User to ensure that he or she is in compliance with this Electronic Communications Policy.

RESOLUTION NO. CSD 2025-XX

A RESOLUTION OF THE MORENO VALLEY COMMUNITY SERVICES DISTRICT (CSD) OF THE CITY OF MORENO VALLEY, CALIFORNIA, ADOPTING THE REVISED OPERATING AND CAPITAL BUDGETS FOR FISCAL YEARS 2023/24 AND 2024/25

WHEREAS, the CSD Board approved the Operating and Capital Budgets for the City for Fiscal Years 2023/24 and 2024/25, a copy of which, as may have been amended by the CSD Board, is on file in the Office of the City Clerk and is available for public inspection; and

WHEREAS, the CSD Board approves amendments to the budgets throughout the fiscal year and such prior amendments are reflected within the current amended budget and further ratified as part of the adoption of the quarterly budget amendments; and

WHEREAS, the City Manager has heretofore submitted to the President and Board Members of the Moreno Valley Community Services District proposed amendments to the Operating and Capital Budgets for the District for Fiscal Years 2023/24 and 2024/25, a copy of which, as may have been amended by the District's Board of Directors, is on file in the Office of the City Clerk and is available for public inspection; and

WHEREAS, the said proposed amendments to the Operating and Capital Budgets contain estimates of the services, activities and projects comprising the budget, and contain expenditure requirements and the resources available to the Community Services District; and

WHEREAS, the said proposed amendments to the Operating and Capital Budgets contain the estimates of uses of fund balance as required to stabilize the delivery of CSD services during periods of operational deficits; and

WHEREAS, the President and Board of Directors have made such revisions to the proposed amended Operating and Capital Budgets as so desired; and

WHEREAS, the City Manager may authorize submittal of grant applications and is also authorized to accept grant awards on behalf of the City as further described in the Grants Administrative Procedure; and

WHEREAS, it is the intent to ensure that maximum efficiency and savings are realized in the procurement of the annual technology maintenance agreements, the City Manager is authorized to approve such agreements as long as budget was previously appropriated by the City Council and approved by the City Attorney; and

WHEREAS, it is the intent to ensure that maximum efficiency and savings are realized in the procurement of the annual legal services agreements, the City Manager

is authorized to approve such agreements as long as budget was previously appropriated by the City Council and approved by the City Attorney; and

WHEREAS, it is the intent to ensure that maximum efficiency and savings are realized in the procurement of the Moreno Valley Utility purchase power agreements, the City Manager is authorized to approve such agreements as long as budget was previously appropriated by the City Council and approved by the City Attorney; and

WHEREAS, it is the intent to ensure that maximum efficiency and savings are realized in the procurement of annual temporary staffing service agreements, the City Manager is authorized to approve such agreements as long as budget was previously appropriated by the City Council and approved by the City Attorney; and

WHEREAS, it is the intent to ensure that maximum efficiency and savings are realized in the procurement of facility furniture purchases, the City Manager is authorized to approve such agreements as long as budget was previously appropriated by the City Council and approved by the City Attorney; and

WHEREAS, it is the intent to ensure that maximum efficiency and savings are realized in the procurement of annual advertisement and marketing materials/services, the City Manager is authorized to approve such agreements as long as budget was previously appropriated by the City Council and approved by the City Attorney; and

WHEREAS, the amended Operating and Capital Budgets, as herein approved, will enable the Community Services District to make adequate financial plans and will ensure that District officers can administer their respective functions in accordance with such plans.

NOW, THEREFORE, THE MORENO VALLEY COMMUNITY SERVICES DISTRICT OF THE CITY OF MORENO VALLEY, CALIFORNIA, DOES HEREBY RESOLVE AS FOLLOWS:

1. The proposed amendments to the Operating and Capital Budgets, attached as Exhibit A and as on file in the Office of the City Clerk, and as may have been amended by the Community Services District's Board of Directors, is hereby approved and adopted as the annual Operating and Capital Budgets of the Moreno Valley Community Services District for the Fiscal Years 2023/24 and 2024/25.
2. The Proposed Amendments to the City Position Summary, included as Exhibit B to this Resolution, and on file in the Office of the City Clerk, and as may have been amended by the Community Services District's Board of Directors, is hereby adopted as part of the Approved City Position Summary of the City of Moreno Valley for Fiscal Years 2023/24 and 2024/25.
3. The Proposed Amendments to the Career Positions Salary Schedule, included as Exhibit C to this Resolution, and on file in the Office of the City Clerk, and as may have been amended by the Community Services District's Board of Directors, is hereby adopted as part of the Approved Career

Positions Salary Schedule of the City of Moreno Valley for Fiscals Year 2023/24 and 2024/25.

4. The Council Electronic Communication Policy, as Exhibit D to this Resolution is hereby amended.
5. Within fifteen (15) days after the adoption of this Resolution, the City Clerk shall certify to the adoption hereof and, as so certified, cause a copy to be posted in at least three (3) public places within the City.

BE IT FURTHER RESOLVED that this Resolution shall take effect immediately upon its adoption.

APPROVED AND ADOPTED this 17th day of June, 2025.

Mayor of the City of Moreno Valley,
Acting in the capacity of President of the
Moreno Valley Community Services District

ATTEST:

City Clerk, acting in the capacity of
Secretary of the Moreno Valley
Community Services District

APPROVED AS TO FORM:

City Attorney, acting in the capacity
of General Counsel of the Moreno
Valley Community Services District

RESOLUTION JURAT

STATE OF CALIFORNIA)

COUNTY OF RIVERSIDE) ss.

CITY OF MORENO VALLEY)

I, M. Patricia Rodriguez, CMC, Secretary of the Moreno Valley Community Services District, Moreno Valley, California do hereby certify that Resolution No. CSD 2025-XX was duly and regularly adopted by the Board of Directors of the Moreno Valley Community Services District at a regular meeting held on the 17th day of June, 2025, by the following vote:

AYES:

NOES:

ABSENT:

ABSTAIN:

(Board members, Vice-President and President)

SECRETARY

(SEAL)

4
Resolution No. CSD 2025-XX
Date Adopted: June 17, 2025

CITY OF MORENO VALLEY
GENERAL FUND
FY 2024/25 Proposed Amendments

| Department | Fund | Account Description | General Ledger Account | Project | Fiscal Year 2024/25 Amended Budget | Proposed Amendment | Revised Budget | Description - Proposed Adjustment |
|-----------------------|------|--------------------------|-------------------------|----------------|---------------------------------------|-----------------------|----------------|--------------------------------------|
| Community Development | 1010 | Donations | 1010-20-38-18210-580200 | DN UAAR 24-LRG | \$ 129,000 | \$ (62,500) | \$ 66,500 | Projected revenue |
| Community Development | 1010 | Donations | 1010-20-38-18210-580200 | DN UAAR 24-MED | 129,000 | (62,500) | 66,500 | Projected revenue |
| Non-Department | 1010 | Property Tax in Lieu-VLF | 1010-99-99-91010-401060 | | 30,201,630 | 1,214,385 | 31,416,015 | Budget true-up |
| REVENUE TOTAL | | | | | \$ 30,459,630 | \$ 1,089,385 | \$ 31,549,015 | |

| Department | Fund | Account Description | General Ledger Account | Project | Fiscal Year 2024/25 Amended Budget | Proposed Amendment | Revised Budget | Description - Proposed Adjustment |
|-----------------------|------|--|-------------------------|----------------|---------------------------------------|-----------------------|----------------|--------------------------------------|
| City Attorney | 1010 | Transfers to - GENERAL PLAN AMENDMENTS | 1010-99-99-91010-902018 | | \$ - | \$ 500,000 | \$ 500,000 | Transfer |
| Community Development | 1010 | Professional Svcs - Veterinary Svcs | 1010-20-38-18210-620250 | DN UAAR 24-LRG | 125,000 | (62,500) | 62,500 | Projected expense |
| Community Development | 1010 | Professional Svcs - Veterinary Svcs | 1010-20-38-18210-620250 | DN UAAR 24-MED | 125,000 | (62,500) | 62,500 | Projected expense |
| Human Resources | 1010 | Training & Travel - Citywide | 1010-18-22-18030-620520 | | - | 60,000 | 60,000 | Projected expense |
| Non-Department | 1010 | Salaries-Reimbursable (In/Out) | 1010-30-35-25010-611510 | | - | (72,574) | (72,574) | Budget true-up |
| Non-Department | 1010 | Transfers to 2014 REFUNDING 2005 LRB | 1010-99-99-91010-903713 | | - | 500 | 500 | Budget true-up |
| Non-Department | 1010 | Transfers to LMD 2014-01 | 1010-99-99-91010-905012 | | 346,500 | 36,500 | 383,000 | Budget true-up |
| Non-Department | 1010 | Transfers to ZONE "C" ART LGHT FUND | 1010-99-99-91010-905110 | | 150,000 | 42,000 | 192,000 | Budget true-up |
| EXPENSE TOTAL | | | | | \$ 746,500 | \$ 441,426 | \$ 1,187,926 | |

CITY OF MORENO VALLEY
NON-GENERAL FUND
FY 2024/2025 Proposed Amendments

| Department | Fund | Account Description | General Ledger Account | Project | Fiscal Year 2024/25 Amended Budget | Proposed Amendment | Revised Budget | Description - Proposed Adjustment |
|---------------------------------|------|---|-------------------------|----------------|---------------------------------------|-----------------------|----------------|--------------------------------------|
| City Attorney | 2018 | Transfers in - from GENERAL FUND | 2018-99-99-92018-801010 | | \$ - | \$ 500,000 | \$ 500,000 | Transfer |
| Community Development | 4016 | Donations | 4016-20-38-18211-580200 | | - | 1,119 | 1,119 | Projected revenue |
| Community Development | 4016 | Donations | 4016-20-38-18211-580200 | DN UAAR 24-LRG | - | 62,500 | 62,500 | Projected revenue |
| Community Development | 4016 | Donations | 4016-20-38-18211-580200 | DN UAAR 24-MED | - | 62,500 | 62,500 | Projected revenue |
| City Manager | 7210 | Fed Grant-Operating Revenue | 7210-99-99-97210-485000 | | - | 195,000 | 195,000 | UASI Grant revenue |
| Financial & Management Services | 2006 | Other Fees | 2006-30-79-25701-509000 | | 150,000 | 165,000 | 315,000 | Budget true-up |
| Financial & Management Services | 2200 | Waste Managmt. Recycling | 2200-30-34-77311-486200 | GL CPP 23 | 27,257 | 52,084 | 79,341 | Budget true-up |
| Financial & Management Services | 2207 | State Grant-Operating Revenue | 2207-30-34-77415-486000 | GL OPP 15 | 27,257 | 10,020 | 37,277 | Budget true-up |
| Non-Department | 2800 | County Article 3 | 2800-99-99-92800-487100 | | 562,012 | (562,012) | - | Budget true-up |
| Non Deptarmental | 2911 | Dev Impact Fee: Res-Single | 2911-99-95-92911-506010 | | - | 1,500,000 | 1,500,000 | Budget true-up |
| Non Deptarmental | 2911 | Dev Impact Fee: Comm-Regional | 2911-99-95-92911-506040 | | 192,372 | 1,000,000 | 1,192,372 | Budget true-up |
| Non Deptarmental | 2916 | Dev Impact Fee: Res-Single | 2916-99-95-92916-506010 | | - | 1,400,000 | 1,400,000 | Budget true-up |
| Non-Department | 3000 | Transfers in - from DIF - CORPORATE YARD | 3000-99-99-93000-802910 | | 4,800,000 | 2,985,000 | 7,785,000 | Budget true-up |
| Non-Department | 3713 | Interest Income - Investments | 3713-99-90-93713-460010 | | - | 281,300 | 281,300 | Budget true-up |
| Non-Department | 3713 | Transfers in - from GENERAL FUND | 3713-99-90-93713-801010 | | - | 500 | 500 | Budget true-up |
| Non-Department | 3713 | Transfers in - from 2024 Refunding 2014 LRB | 3713-99-90-93713-803716 | | - | 21,495,950 | 21,495,950 | Budget true-up |
| Non-Department | 3716 | Bond Proceeds | 3716-99-90-93716-589000 | | - | 19,645,500 | 19,645,500 | Budget true-up |
| Non-Department | 3716 | Bond Premium | 3716-99-90-93716-589012 | | - | 2,263,000 | 2,263,000 | Budget true-up |
| Non-Department | 3716 | Other Misc. Revenue | 3716-99-90-93716-589900 | | - | 89,750 | 89,750 | Budget true-up |
| Non-Department | 3716 | Transfers in - from 2014 Refunding 2005 LRB | 3716-99-90-93716-803713 | | - | 5,990,500 | 5,990,500 | Budget true-up |
| Non-Department | 5012 | Transfers in - from GENERAL FUND | 5012-99-99-95012-801010 | | 346,500 | 36,500 | 383,000 | Budget true-up |
| Non-Department | 5110 | Transfers in - from GENERAL FUND | 5110-99-99-95110-801010 | | 150,000 | 42,000 | 192,000 | Budget true-up |
| Non-Department | 7330 | Transfers in - from FACILITY CONST FUND | 7330-99-99-97330-803000 | | - | 2,985,000 | 2,985,000 | Budget true-up |
| Parks & Community Services | 3015 | Transfers in - from DIF - PARK IMPROVEMENTS | 3015-99-99-93015-802905 | | 2,187,875 | 201,654 | 2,389,529 | Transfer |
| REVENUE TOTAL | | | | | \$ 8,443,273 | \$ 60,402,865 | \$ 68,846,138 | |

CITY OF MORENO VALLEY
NON-GENERAL FUND
FY 2024/2025 Proposed Amendments

| Department | Fund | Account Description | General Ledger Account | Project | Fiscal Year 2024/25 Amended Budget | Proposed Amendment | Revised Budget | Description - Proposed Adjustment |
|---------------------------------|------|--|-------------------------|------------------|---------------------------------------|-----------------------|----------------|--------------------------------------|
| City Attorney | 2018 | Contractual Svcs - Other | 2018-99-99-92018-625099 | | \$ 384,183 | \$ 715,817 | \$ 1,100,000 | Projected expense |
| Community Development | 4016 | Professional Svcs - Veterinary Svcs | 4016-20-38-18211-620250 | DN UAAR 24-LRG | 16,200 | 62,500 | 78,700 | Projected expense |
| Community Development | 4016 | Professional Svcs - Veterinary Svcs | 4016-20-38-18211-620250 | DN UAAR 24-MED | 16,200 | 62,500 | 78,700 | Projected expense |
| Community Development | 4016 | Oper Mtrls - Furn & Equip | 4016-20-38-18211-630330 | | - | 1,119 | 1,119 | Projected expense |
| Financial & Management Services | 2200 | Salaries-Regular - Other | 2200-30-34-77311-611199 | GL CPP 23 | 21,480 | 25,104 | 46,584 | Budget true-up |
| Financial & Management Services | 2207 | Salaries-Regular - Other | 2207-30-34-77415-611199 | GL OPP 15 | 8,425 | 1,595 | 10,020 | Budget true-up |
| Non-Department | 2910 | Transfers to FACILITY CONST FUND | 2910-99-95-92910-903000 | | 4,800,000 | 2,985,000 | 7,785,000 | Budget true-up |
| Non-Department | 3000 | Transfer to FACILITIES REPLACEMENT RESERVE | 3000-99-99-93000-907330 | | - | 2,985,000 | 2,985,000 | Budget true-up |
| Non-Department | 3713 | Professional Svcs - Other | 3713-99-90-93713-620299 | | - | 500 | 500 | Budget true-up |
| Non-Department | 3713 | Bond Principal | 3713-99-90-93713-670314 | | - | 21,305,000 | 21,305,000 | Budget true-up |
| Non-Department | 3713 | Interest Expense | 3713-99-90-93713-670410 | | - | 472,250 | 472,250 | Budget true-up |
| Non-Department | 3713 | Transfers to 2024 REFUNDING 2014 LRB | 3713-99-90-93713-903716 | | - | 5,990,500 | 5,990,500 | Budget true-up |
| Non-Department | 3716 | Salaries-Reimbursable (In/Out) | 3716-99-90-93716-611510 | | - | 72,574 | 72,574 | Budget true-up |
| Non-Department | 3716 | Bond Principal | 3716-99-90-93716-670314 | | 1,560,825 | 4,725 | 1,565,550 | Budget true-up |
| Non-Department | 3716 | Interest Expense | 3716-99-90-93716-670410 | | - | 685,000 | 685,000 | Budget true-up |
| Non-Department | 3716 | Bond/Lease Issuance Costs | 3716-99-90-93716-670510 | | 681,860 | (265,000) | 416,860 | Budget true-up |
| Non-Department | 3716 | Transfers to 2014 REFUNDING 2005 LRB | 3716-99-90-93716-903713 | | - | 21,495,950 | 21,495,950 | Budget true-up |
| Non-Department | 6032 | Principal Pymt- Contra Ac | 6032-99-90-96032-670312 | | (159,681) | (2,350,420) | (2,510,101) | Budget true-up |
| Non-Department | 6032 | Bond Principal | 6032-99-90-96032-670314 | | 159,681 | 2,350,420 | 2,510,101 | Budget true-up |
| Non-Department | 6036 | Principal Pymt- Contra Ac | 6036-99-90-96036-670312 | | - | (184,450) | (184,450) | Budget true-up |
| Non-Department | 6036 | Bond Principal | 6036-99-90-96036-670314 | | - | 184,450 | 184,450 | Budget true-up |
| Non-Department | 6036 | Interest Expense | 6036-99-90-96036-670410 | | - | 98,500 | 98,500 | Budget true-up |
| Parks & Community Services | 2905 | Transfers to PCS CAP PROJECT (PARK IMPROVEMENTS) | 2905-99-95-92905-903015 | | 2,187,875 | 201,654 | 2,389,529 | Transfer |
| Parks & Community Services | 3000 | CIP Other | 3000-50-59-80003-720199 | 803 0068-3000-99 | - | 10,000,000 | 10,000,000 | Projected expense |
| Parks & Community Services | 3015 | CIP Other | 3015-50-57-80007-720199 | 807 0058-3015-99 | 11,204,233 | 201,654 | 11,405,887 | Projected expense |
| Public Works | 2000 | Salaries-Overtime | 2000-70-78-45311-611210 | | - | 43,000 | 43,000 | Projected expense |
| Public Works | 2000 | Salaries-Temporary | 2000-70-78-45311-611310 | | - | 100,000 | 100,000 | Projected expense |
| Public Works | 2000 | Contractual Svcs - Other | 2000-70-78-45311-625099 | | 25,000 | 50,000 | 75,000 | Projected expense |
| Public Works | 2000 | Oper Mtrls - Furn & Equip | 2000-70-78-45311-630330 | | 53,000 | 30,000 | 83,000 | Projected expense |
| Public Works | 2008 | CIP Other | 2008-70-29-80004-720199 | 804 0018-2008-99 | 827,129 | 100,000 | 927,129 | Projected expense |
| Public Works | 7410 | Training & Travel | 7410-70-40-45370-620510 | | 1,600 | 25,000 | 26,600 | Projected expense |
| Public Works | 7410 | Oper Mtrls - Tools | 7410-70-40-45370-630320 | | 20,000 | 25,000 | 45,000 | Projected expense |
| Public Works | 7410 | Oper Mtrls - Fuel: Gasoline | 7410-70-40-45370-630355 | | 475,000 | 70,000 | 545,000 | Projected expense |
| EXPENSE TOTAL | | | | | \$ 22,283,010 | \$ 67,544,942 | \$ 89,827,952 | |

CITY OF MORENO VALLEY
FY 2024/25 Ratification Amendments

| Department | Fund | Account Description | General Ledger Account | Project | Amendment | Description - Ratification |
|----------------------------|------|-------------------------------|-------------------------|---|--------------|--|
| City Manager | 2506 | Fed Grant-Operating Revenue | 2506-16-92-72657-485000 | GR HOME 24 Various Projects | \$ 434,817 | Allocate Projects to HOME Grant Budget |
| City Manager | 2506 | Fed Grant-Operating Revenue | 2506-16-92-72658-485000 | HOME ARP Various Projects | 2,427,401 | Reallocate project budget |
| City Manager | 2506 | Fed Grant-Operating Revenue | 2506-16-92-72658-485000 | | (2,427,401) | Reallocate project budget |
| City Manager | 2512 | Fed Grant-Operating Revenue | 2512-16-92-72611-485000 | GR CDBG 24 Various Projects & 801 011-2512-98 | 1,993,501 | Allocate Projects to CDBG Budget |
| City Manager | 2512 | Fed Grant-Operating Revenue | 2512-16-92-80010-485000 | 810-0027-2512-98 | 220,267 | Reallocate project budget |
| City Manager | 2512 | Fed Grant-Operating Revenue | 2512-30-39-80010-485000 | 810-0027-2512-98 | (220,267) | Reallocate project budget |
| City Manager | 2514 | Fed Grant-Operating Revenue | 2514-16-92-72751-485000 | GR ESG 23 & 24 Various Projects | 173,934 | Allocate Projects to ESG Budget |
| Community Development | 4016 | Other Grant-Operating Revenue | 4016-20-38-18211-489000 | | 1,200 | Grey Muzzle Grant |
| Economic Development | 8884 | Interest Income - Investments | 8884-22-25-20601-460010 | | (25,000) | Reallocation of budget |
| Economic Development | 8884 | Interest Inc. - Rental Rehab | 8884-22-25-20601-460090 | | (50,000) | Reallocation of budget |
| Economic Development | 8884 | Unrealized Gains/Losses | 8884-22-25-20601-464010 | | (25,000) | Reallocation of budget |
| Economic Development | 8884 | Other Misc. Revenue | 8884-22-25-20601-589900 | | (1,000) | Reallocation of budget |
| Economic Development | 8884 | Interest Income - Investments | 8884-99-99-98884-460010 | | 25,000 | Reallocation of budget |
| Economic Development | 8884 | Interest Inc. - Rental Rehab | 8884-99-99-98884-460090 | | 50,000 | Reallocation of budget |
| Economic Development | 8884 | Unrealized Gains/Losses | 8884-99-99-98884-464010 | | 25,000 | Reallocation of budget |
| Economic Development | 8884 | Other Misc. Revenue | 8884-99-99-98884-589900 | | 1,000 | Reallocation of budget |
| Parks & Community Services | 2300 | Fed Grant-Capital Revenue | 2300-50-57-80007-485010 | 807 0062-2300-98 | 1,000,000 | Reallocation of budget |
| Parks & Community Services | 2300 | County Grant-Capital Revenue | 2300-50-57-80007-487010 | 807 0062-2300-98 | (1,000,000) | Reallocation of budget |
| REVENUE TOTAL | | | | | \$ 2,603,452 | |

| Department | Fund | Account Description | General Ledger Account | Project | Amendment | Description - Ratification |
|----------------------------|------|-------------------------------------|-------------------------|---------------------------------|--------------|--|
| City Clerk | 1010 | Training & Travel | 1010-10-01-10011-620510 | | \$ (4,000) | Budget true-up |
| City Clerk | 1010 | Training & Travel | 1010-10-01-10012-620510 | | (4,000) | Budget true-up |
| City Clerk | 1010 | Training & Travel | 1010-10-01-10013-620510 | | (6,000) | Budget true-up |
| City Clerk | 1010 | Training & Travel | 1010-10-01-10014-620510 | | (4,000) | Budget true-up |
| City Clerk | 1010 | Training & Travel | 1010-10-01-10015-620510 | | (8,000) | Budget true-up |
| City Manager | 2506 | Professional Svcs - Other | 2506-16-92-72657-620299 | GR HOME 24 Admin | 62,817 | Allocate Projects to HOME Grant Budget |
| City Manager | 2506 | HOME Programs | 2506-16-92-72657-733102 | GR HOME 24 Various Projects | 372,000 | Allocate Projects to HOME Grant Budget |
| City Manager | 2506 | HOME Programs | 2506-16-92-72658-733102 | HOME ARP Various Projects | 2,427,401 | Reallocate project budget |
| City Manager | 2506 | HOME Programs | 2506-16-92-72658-733102 | | (2,427,401) | Reallocate project budget |
| City Manager | 2512 | Professional Svcs - Other | 2512-16-92-72611-620299 | GR CDBG ADMIN | 391,407 | Allocate Projects to CDBG Budget |
| City Manager | 2512 | CDBG Public Services | 2512-16-92-72611-730102 | GR CDBG Various Projects | 226,117 | Allocate Projects to CDBG Budget |
| City Manager | 2512 | Rehabilitation | 2512-16-92-72611-730104 | GR CDBG REHAB | 150,000 | Allocate Projects to CDBG Budget |
| City Manager | 2512 | CIP Other | 2512-70-77-80001-720199 | 801 0111-2512-99 | 1,225,977 | Allocate Projects to CDBG Budget |
| City Manager | 2514 | Professional Svcs - Other | 2514-16-92-72751-620299 | GR ESG 24-Admin | 13,045 | Allocate Projects to ESG Budget |
| City Manager | 2514 | ESG Programs | 2514-16-92-72751-733210 | GR ESG 23 & 24 Various Projects | 160,889 | Allocate Projects to ESG Budget |
| Community Development | 4016 | Professional Svcs - Veterinary Svcs | 4016-20-38-18211-620250 | | 1,200 | Grey Muzzle Grant |
| Parks & Community Services | 5011 | CIP Other | 5011-50-57-80003-720199 | 803 0054-5011-99 | (70,930) | Project completion |
| Parks & Community Services | 5113 | CIP Other | 5113-50-57-80007-720199 | 807 0052-5113-99 | (10,500) | Project completion |
| Public Works | 2001 | CIP Other | 2001-70-76-80008-720199 | 801 0024 | 143,000 | Reallocate project budget |
| Public Works | 2001 | CIP Other | 2001-70-76-80008-720199 | 808 0039 | (143,000) | Reallocate project budget |
| EXPENSE TOTAL | | | | | \$ 2,496,022 | |

City of Moreno Valley
FY 2023/24 - 2024/25
City Position Summary

| Position Title | Adopted Qtrly | | | | | |
|--|---------------|---------|---------|---------|---------|---------|
| | FY | FY | FY | FY | FY | FY |
| | 2022/23 | 2023/24 | 2023/24 | 2023/24 | 2024/25 | 2024/25 |
| | No. | Adj. | Adj. | No. | Adj. | No. |
| Accountant I | 1 | - | - | 1 | - | 1 |
| Accountant II | 1 | - | - | 1 | (1) | - |
| Accounts Receivable Supervisor | - | - | - | - | 1 | 1 |
| Accounting Assistant | 3 | (1) | - | 2 | - | 2 |
| Accounting Technician | 1 | - | - | 1 | - | 1 |
| Accounts Payable Supervisor | 1 | - | - | 1 | - | 1 |
| Administrative Assistant | 7 | 3 | - | 10 | - | 10 |
| Animal Care Technician | 5 | - | - | 5 | - | 5 |
| Animal Care Technician Supervisor | 1 | - | - | 1 | - | 1 |
| Animal Control Officer | 6 | - | - | 6 | - | 6 |
| Animal Rescue Coordinator | 1 | - | - | 1 | - | 1 |
| Animal Services Assistant | 4 | - | - | 4 | - | 4 |
| Animal Services Dispatcher | 1 | - | - | 1 | - | 1 |
| Animal Services Division Manager | 1 | - | - | 1 | - | 1 |
| Animal Services Field Supervisor | 1 | - | - | 1 | - | 1 |
| Animal Services License Inspector | 1 | - | - | 1 | - | 1 |
| Animal Services Office Supervisor | 1 | - | - | 1 | - | 1 |
| Applications & Database Administrator | 1 | - | - | 1 | - | 1 |
| Applications Analyst | 1 | 1 | - | 2 | - | 2 |
| Assistant City Manager (Administration) | 1 | - | - | 1 | - | 1 |
| Assistant City Manager (Development) | 1 | - | - | 1 | - | 1 |
| Assistant to the City Manager | 1 | - | - | 1 | - | 1 |
| Assistant Crossing Guard Supervisor | 1 | - | - | 1 | - | 1 |
| Assistant Engineer | 2 | - | - | 2 | - | 2 |
| Assistant Network Administrator | 1 | - | - | 1 | - | 1 |
| Associate Engineer I | 2 | - | - | 2 | - | 2 |
| Associate Engineer II | 3 | - | - | 3 | - | 3 |
| Associate Planner | 4 | - | - | 4 | - | 4 |
| Audio Visual Technician | 2 | - | - | 2 | - | 2 |
| Banquet Facility Representative | 1 | - | - | 1 | - | 1 |
| Building Division Manager/Official | 1 | - | - | 1 | - | 1 |
| Building Inspector I/II | 3 | - | - | 3 | - | 3 |
| Building Safety Supervisor | 1 | - | - | 1 | - | 1 |
| Business License Liaison | 1 | - | - | 1 | - | 1 |
| Chief Financial Officer | - | 1 | - | 1 | - | 1 |
| Child Care Assistant | 4 | - | - | 4 | - | 4 |
| Child Care Instructor II | 4 | - | - | 4 | - | 4 |
| Child Care Program Manager | 1 | - | - | 1 | - | 1 |
| Child Care Site Supervisor | 4 | - | - | 4 | - | 4 |
| City Manager | 1 | - | - | 1 | - | 1 |
| Community Development Director | 1 | - | - | 1 | - | 1 |
| Community Enhancement Division Manager | 1 | - | - | 1 | - | 1 |
| Community Enhancement Officer I | 6 | - | - | 6 | - | 6 |
| Community Enhancement Officer II | 3 | - | - | 3 | - | 3 |
| Community Enhancement Supervisor | 1 | - | - | 1 | - | 1 |
| Community Services Assistant Coordinator | 4 | - | - | 4 | - | 4 |
| Community Services Coordinator | 4 | - | - | 4 | - | 4 |
| Community Services Division Manager | - | 1 | - | 1 | - | 1 |
| Community Services Supervisor | 4 | - | - | 4 | - | 4 |
| Construction Inspector | 2 | - | - | 2 | - | 2 |
| Construction Inspector Supervisor | 1 | - | - | 1 | - | 1 |
| Crossing Guard | 35 | - | - | 35 | - | 35 |
| Crossing Guard Supervisor | 1 | - | - | 1 | - | 1 |
| Customer Service Manager | - | 1 | - | 1 | - | 1 |
| Deputy City Clerk | 1 | - | - | 1 | - | 1 |
| Deputy City Manager | 1 | - | - | 1 | - | 1 |
| Deputy Compliance Director | - | 1 | - | 1 | - | 1 |
| Deputy Finance Director | 1 | - | - | 1 | - | 1 |
| Economic Development Division Manager | 2 | - | - | 2 | - | 2 |
| Economic Development & Housing Director | - | 1 | - | 1 | - | 1 |
| Electric Utility Assistant Manager | - | - | 1 | 1 | - | 1 |
| Electric Utility Chief Engineer | 1 | - | (1) | - | - | - |

City of Moreno Valley
FY 2023/24 - 2024/25
City Position Summary

| Position Title | Adopted Qtrly | | | | | |
|---|---------------|---------|---------|---------|---------|---------|
| | FY | FY | FY | FY | FY | FY |
| | 2022/23 | 2023/24 | 2023/24 | 2023/24 | 2024/25 | 2024/25 |
| | No. | Adj. | Adj. | No. | Adj. | No. |
| Electric Utility Division Manager | 1 | - | - | 1 | - | 1 |
| Electric Utility Program Coordinator | 1 | - | - | 1 | - | 1 |
| Emergency Management Coordinator | - | - | 2 | 2 | - | 2 |
| Emergency Management & Volunteer Services Program Manager | 1 | - | - | 1 | - | 1 |
| Emergency Management & Volunteer Services Program Specialist | 1 | - | (1) | - | - | - |
| Engineering Division Manager/Assistant City Engineer | 1 | - | - | 1 | - | 1 |
| Enterprise Systems Administrator | 1 | - | - | 1 | - | 1 |
| Equipment Operator | 6 | - | - | 6 | - | 6 |
| Executive Assistant I | 5 | - | - | 5 | - | 5 |
| Executive Assistant to Mayor/City Council | 1 | - | - | 1 | - | 1 |
| Facilities Maintenance Mechanic | 1 | - | - | 1 | - | 1 |
| Facilities Maintenance Worker | 3 | - | - | 3 | 1 | 4 |
| Financial Operations Division Manager | 1 | - | - | 1 | - | 1 |
| Financial Resources Division Manager | 1 | - | - | 1 | - | 1 |
| Fleet & Facilities Division Manager | - | 1 | - | 1 | - | 1 |
| Fleet & Facilities Maintenance Supervisor | 1 | - | - | 1 | - | 1 |
| GIS Administrator | 1 | - | - | 1 | - | 1 |
| GIS Applications Analyst | 1 | - | - | 1 | - | 1 |
| GIS Specialist | 1 | - | (1) | - | - | - |
| Grants Division Manager | 1 | - | - | 1 | - | 1 |
| Grants Program Manager | 1 | - | (1) | - | - | - |
| Human Resources Analyst | 1 | - | - | 1 | - | 1 |
| Human Resources Director | - | 1 | - | 1 | - | 1 |
| Human Resources Division Manager | 1 | - | - | 1 | - | 1 |
| Human Resources Technician | - | 2 | - | 2 | - | 2 |
| Information Technology Technician | 2 | - | - | 2 | - | 2 |
| Landscape Services Inspector | 2 | - | - | 2 | - | 2 |
| Lead Facilities Maintenance Worker | 1 | - | - | 1 | - | 1 |
| Lead Maintenance Worker | 4 | - | - | 4 | - | 4 |
| Lead Parks Maintenance Worker | 7 | - | - | 7 | - | 7 |
| Lead Traffic Sign/Marking Technician | 2 | - | - | 2 | - | 2 |
| Lead Vehicle/Equipment Technician | 1 | - | - | 1 | - | 1 |
| Maintenance & Operations Division Manager | 1 | - | - | 1 | - | 1 |
| Maintenance Worker I/II | 27 | - | - | 27 | - | 27 |
| Maintenance Worker/Work Release Coordinator | 1 | - | - | 1 | - | 1 |
| Management Aide | 7 | - | - | 7 | - | 7 |
| Management Analyst | 8 | (1) | - | 7 | - | 7 |
| Management Assistant | 8 | 4 | (2) | 10 | - | 10 |
| Manager of the Office of Mayor & City Council/City Clerk | 1 | - | - | 1 | - | 1 |
| Media & Communications Division Manager | 1 | - | - | 1 | - | 1 |
| Network Administrator | 1 | - | - | 1 | - | 1 |
| Network & Systems Specialist | 1 | - | - | 1 | - | 1 |
| Paralegal | 1 | - | - | 1 | - | 1 |
| Park Ranger | 4 | - | - | 4 | - | 4 |
| Parking Control Officer | 2 | - | - | 2 | - | 2 |
| Parks & Community Services Administration & Financial Services Division Manager | - | 1 | - | 1 | - | 1 |
| Parks & Community Services Deputy Director | 1 | (1) | - | - | - | - |
| Parks & Community Services Director | 1 | - | - | 1 | - | 1 |
| Parks & Landscape Services Division Manager | 1 | - | - | 1 | - | 1 |
| Parks Maintenance Supervisor | 2 | - | - | 2 | - | 2 |
| Parks Maintenance Worker | 18 | - | - | 18 | - | 18 |
| Parks Project Manager | 1 | - | - | 1 | - | 1 |
| Payroll Division Manager | - | - | 1 | 1 | - | 1 |
| Payroll Supervisor | 1 | - | (1) | - | - | - |
| Permit Technician | 4 | - | - | 4 | - | 4 |
| Planning Division Manager/Official | 1 | - | - | 1 | - | 1 |
| Power Supply Manager | - | - | 1 | 1 | - | 1 |
| Principal Accountant | 1 | - | - | 1 | - | 1 |
| Principal Engineer | 2 | - | - | 2 | - | 2 |
| Principal Engineer/City Traffic Engineer | 1 | - | - | 1 | - | 1 |
| Principal Planner | 1 | - | - | 1 | - | 1 |
| Program Analyst | - | - | 1 | 1 | - | 1 |

City of Moreno Valley
FY 2023/24 - 2024/25
City Position Summary

| Position Title | Adopted Qtrly | | | | | |
|--|---------------|-----------|------------|------------|----------|------------|
| | FY | FY | FY | FY | FY | FY |
| | 2022/23 | 2023/24 | 2023/24 | 2023/24 | 2024/25 | 2024/25 |
| | No. | Adj. | Adj. | No. | Adj. | No. |
| Public Information/Intergovernmental Relations Officer | 1 | - | - | 1 | - | 1 |
| Public Safety Contracts Administrator | 1 | - | - | 1 | - | 1 |
| Purchasing Division Manager | 1 | - | - | 1 | - | 1 |
| Public Works Director/City Engineer | 1 | - | - | 1 | - | 1 |
| Recycling Specialist | 1 | 1 | - | 2 | - | 2 |
| Registered Veterinary Technician | 1 | - | - | 1 | - | 1 |
| Resource Analyst | - | 1 | (1) | - | - | - |
| Security Guard | 2 | - | - | 2 | - | 2 |
| Senior Accountant | 4 | - | - | 4 | - | 4 |
| Senior Administrative Assistant | 13 | (1) | (1) | 11 | (1) | 10 |
| Senior Applications Analyst | 1 | 1 | - | 2 | - | 2 |
| Senior Building Inspector | - | 1 | - | 1 | - | 1 |
| Senior Community Enhancement Officer | 2 | - | - | 2 | - | 2 |
| Senior Construction Inspector | 2 | - | - | 2 | - | 2 |
| Senior Deputy City Clerk | 1 | - | - | 1 | - | 1 |
| Senior Electrical Engineer | 1 | - | - | 1 | - | 1 |
| Senior Engineer, P.E. | 5 | - | - | 5 | - | 5 |
| Senior Equipment Operator | 1 | - | - | 1 | - | 1 |
| Senior Graphics Designer | 1 | - | - | 1 | - | 1 |
| Senior Human Resources Analyst | 1 | - | - | 1 | - | 1 |
| Senior Landscape Services Inspector | 1 | - | - | 1 | - | 1 |
| Senior Management Analyst | 13 | 3 | 1 | 17 | - | 17 |
| Senior Office Assistant | 3 | - | - | 3 | - | 3 |
| Senior Parking Control Officer | 1 | - | - | 1 | - | 1 |
| Senior Parks Maintenance Technician | 2 | - | - | 2 | - | 2 |
| Senior Payroll Technician | 1 | - | - | 1 | - | 1 |
| Senior Permit Technician | 3 | - | - | 3 | - | 3 |
| Senior Planner | 1 | - | - | 1 | - | 1 |
| Senior Risk Analyst | - | 1 | - | 1 | - | 1 |
| Senior Telecommunications Technician | 1 | - | - | 1 | - | 1 |
| Senior Traffic Signal Technician | 1 | - | - | 1 | - | 1 |
| Special Districts Division Manager | 1 | - | - | 1 | - | 1 |
| Special Events & Facilities Division Manager | 1 | - | - | 1 | - | 1 |
| Storekeeper | 1 | 1 | - | 2 | - | 2 |
| Strategic Initiatives Manager | 1 | - | - | 1 | - | 1 |
| Street Maintenance Supervisor | 2 | - | - | 2 | - | 2 |
| Telecommunications Engineer/Administrator | 1 | - | - | 1 | - | 1 |
| Telecommunications Technician | 1 | - | 1 | 2 | - | 2 |
| Traffic Operations Supervisor | 1 | - | - | 1 | - | 1 |
| Traffic Signal Technician | 2 | - | - | 2 | - | 2 |
| Traffic Sign/Marking Technician I | 1 | - | - | 1 | - | 1 |
| Traffic Sign/Marking Technician II | 2 | - | - | 2 | - | 2 |
| Utility Finance Manager | - | 1 | - | 1 | - | 1 |
| Vehicle/Equipment Technician | 3 | - | - | 3 | - | 3 |
| Total | 380 | 23 | (1) | 402 | - | 402 |

Note: Excludes City Council Members, Planning Commissioners and temporary positions.

Per Municipal Code 2.18.010, the Planning Commission shall consist of seven members who shall receive such compensation as may be established from time to time by resolution of the City Council.

CITY OF MORENO VALLEY

SALARY SCALE - CAREER POSITIONS

EFFECTIVE 07/06/2024

EXHIBIT C

| TITLE | GRP | GRADE | | | | | | | | | | |
|-----------------------------------|-----|-------|---------|------------|------------|------------|------------|------------|------------|------------|------------|------------|
| | | | | A | B | C | D | E | F | G | H | I |
| | | | | 5.0% | 5.0% | 5.0% | 5.0% | 5.0% | 5.0% | 5.0% | 2.5% | 2.5% |
| Accountant I | NE | C22 | Annual | 75,628.80 | 79,414.40 | 83,387.20 | 87,547.20 | 91,915.20 | 96,512.00 | 101,337.60 | 103,875.20 | 106,475.20 |
| | | | Monthly | 6,302.40 | 6,617.87 | 6,948.93 | 7,295.60 | 7,659.60 | 8,042.67 | 8,444.80 | 8,656.27 | 8,872.93 |
| | | | Hourly | 36.3600 | 38.1800 | 40.0900 | 42.0900 | 44.1900 | 46.4000 | 48.7200 | 49.9400 | 51.1900 |
| Accounts Receivable Supervisor | PAM | C24 | Annual | 51,209.60 | 53,768.00 | 56,451.20 | 59,280.00 | 62,254.40 | 65,374.40 | 68,640.00 | 70,366.40 | 72,134.40 |
| | | | Monthly | 4,267.47 | 4,480.67 | 4,704.27 | 4,940.00 | 5,187.87 | 5,447.87 | 5,720.00 | 5,863.87 | 6,011.20 |
| | | | Hourly | 24.6200 | 25.8500 | 27.1400 | 28.5000 | 29.9300 | 31.4300 | 33.0000 | 33.8300 | 34.6800 |
| Accounting Assistant | NE | C14 | Annual | 51,209.60 | 53,768.00 | 56,451.20 | 59,280.00 | 62,254.40 | 65,374.40 | 68,640.00 | 70,366.40 | 72,134.40 |
| | | | Monthly | 4,267.47 | 4,480.67 | 4,704.27 | 4,940.00 | 5,187.87 | 5,447.87 | 5,720.00 | 5,863.87 | 6,011.20 |
| | | | Hourly | 24.6200 | 25.8500 | 27.1400 | 28.5000 | 29.9300 | 31.4300 | 33.0000 | 33.8300 | 34.6800 |
| Accounting Technician | NE | C17 | Annual | 59,280.00 | 62,254.40 | 65,374.40 | 68,640.00 | 72,072.00 | 75,670.40 | 79,456.00 | 81,452.80 | 83,491.20 |
| | | | Monthly | 4,940.00 | 5,187.87 | 5,447.87 | 5,720.00 | 6,006.00 | 6,305.87 | 6,621.33 | 6,787.73 | 6,957.60 |
| | | | Hourly | 28.5000 | 29.9300 | 31.4300 | 33.0000 | 34.6500 | 36.3800 | 38.2000 | 39.1600 | 40.1400 |
| Accounts Payable Supervisor | NE | C22 | Annual | 75,628.80 | 79,414.40 | 83,387.20 | 87,547.20 | 91,915.20 | 96,512.00 | 101,337.60 | 103,875.20 | 106,475.20 |
| | | | Monthly | 6,302.40 | 6,617.87 | 6,948.93 | 7,295.60 | 7,659.60 | 8,042.67 | 8,444.80 | 8,656.27 | 8,872.93 |
| | | | Hourly | 36.3600 | 38.1800 | 40.0900 | 42.0900 | 44.1900 | 46.4000 | 48.7200 | 49.9400 | 51.1900 |
| Administrative Assistant | NE | C16 | Annual | 56,451.20 | 59,280.00 | 62,254.40 | 65,374.40 | 68,640.00 | 72,072.00 | 75,670.40 | 77,563.20 | 79,497.60 |
| | | | Monthly | 4,704.27 | 4,940.00 | 5,187.87 | 5,447.87 | 5,720.00 | 6,006.00 | 6,305.87 | 6,463.60 | 6,624.80 |
| | | | Hourly | 27.1400 | 28.5000 | 29.9300 | 31.4300 | 33.0000 | 34.6500 | 36.3800 | 37.2900 | 38.2200 |
| Animal Care Technician | NE | C11 | Annual | 44,241.60 | 46,446.40 | 48,776.00 | 51,209.60 | 53,768.00 | 56,451.20 | 59,280.00 | 60,756.80 | 62,275.20 |
| | | | Monthly | 3,686.80 | 3,870.53 | 4,064.67 | 4,267.47 | 4,480.67 | 4,704.27 | 4,940.00 | 5,063.07 | 5,189.60 |
| | | | Hourly | 21.2700 | 22.3300 | 23.4500 | 24.6200 | 25.8500 | 27.1400 | 28.5000 | 29.2100 | 29.9400 |
| Animal Care Technician Supervisor | PAM | C21 | Annual | 72,051.20 | 75,649.60 | 79,435.20 | 83,408.00 | 87,588.80 | 91,977.60 | 96,574.40 | 98,987.20 | 101,462.40 |
| | | | Monthly | 6,004.27 | 6,304.13 | 6,619.60 | 6,950.67 | 7,299.07 | 7,664.80 | 8,047.87 | 8,248.93 | 8,455.20 |
| | | | Hourly | 34.6400 | 36.3700 | 38.1900 | 40.1000 | 42.1100 | 44.2200 | 46.4300 | 47.5900 | 48.7800 |
| Animal Control Officer | NE | C15 | Annual | 53,768.00 | 56,451.20 | 59,280.00 | 62,254.40 | 65,374.40 | 68,640.00 | 72,072.00 | 73,881.60 | 75,732.80 |
| | | | Monthly | 4,480.67 | 4,704.27 | 4,940.00 | 5,187.87 | 5,447.87 | 5,720.00 | 6,006.00 | 6,156.80 | 6,311.07 |
| | | | Hourly | 25.8500 | 27.1400 | 28.5000 | 29.9300 | 31.4300 | 33.0000 | 34.6500 | 35.5200 | 36.4100 |
| Animal Rescue Coordinator | NE | C11 | Annual | 44,241.60 | 46,446.40 | 48,776.00 | 51,209.60 | 53,768.00 | 56,451.20 | 59,280.00 | 60,756.80 | 62,275.20 |
| | | | Monthly | 3,686.80 | 3,870.53 | 4,064.67 | 4,267.47 | 4,480.67 | 4,704.27 | 4,940.00 | 5,063.07 | 5,189.60 |
| | | | Hourly | 21.2700 | 22.3300 | 23.4500 | 24.6200 | 25.8500 | 27.1400 | 28.5000 | 29.2100 | 29.9400 |
| Animal Services Assistant | NE | C10 | Annual | 42,120.00 | 44,220.80 | 46,425.60 | 48,755.20 | 51,188.80 | 53,747.20 | 56,430.40 | 57,844.80 | 59,300.80 |
| | | | Monthly | 3,510.00 | 3,685.07 | 3,868.80 | 4,062.93 | 4,265.73 | 4,478.93 | 4,702.53 | 4,820.40 | 4,941.73 |
| | | | Hourly | 20.2500 | 21.2600 | 22.3200 | 23.4400 | 24.6100 | 25.8400 | 27.1300 | 27.8100 | 28.5100 |
| Animal Services Dispatcher | NE | C10 | Annual | 42,120.00 | 44,220.80 | 46,425.60 | 48,755.20 | 51,188.80 | 53,747.20 | 56,430.40 | 57,844.80 | 59,300.80 |
| | | | Monthly | 3,510.00 | 3,685.07 | 3,868.80 | 4,062.93 | 4,265.73 | 4,478.93 | 4,702.53 | 4,820.40 | 4,941.73 |
| | | | Hourly | 20.2500 | 21.2600 | 22.3200 | 23.4400 | 24.6100 | 25.8400 | 27.1300 | 27.8100 | 28.5100 |
| Animal Services Division Manager | DMG | C30 | Annual | 111,758.40 | 117,353.60 | 123,219.20 | 129,376.00 | 135,844.80 | 142,646.40 | 149,780.80 | 153,524.80 | 157,372.80 |
| | | | Monthly | 9,313.20 | 9,779.47 | 10,268.27 | 10,781.33 | 11,320.40 | 11,887.20 | 12,481.73 | 12,793.73 | 13,114.40 |
| | | | Hourly | 53.7300 | 56.4200 | 59.2400 | 62.2000 | 65.3100 | 68.5800 | 72.0100 | 73.8100 | 75.6600 |
| Animal Services Field Supervisor | PAM | C22 | Annual | 75,628.80 | 79,414.40 | 83,387.20 | 87,547.20 | 91,915.20 | 96,512.00 | 101,337.60 | 103,875.20 | 106,475.20 |
| | | | Monthly | 6,302.40 | 6,617.87 | 6,948.93 | 7,295.60 | 7,659.60 | 8,042.67 | 8,444.80 | 8,656.27 | 8,872.93 |
| | | | Hourly | 36.3600 | 38.1800 | 40.0900 | 42.0900 | 44.1900 | 46.4000 | 48.7200 | 49.9400 | 51.1900 |

CITY OF MORENO VALLEY

SALARY SCALE - CAREER POSITIONS

EFFECTIVE 07/06/2024

EXHIBIT C

| TITLE | GRP | GRADE | | | | | | | | | | |
|---------------------------------------|-----|-------|---------|------------|------------|------------|------------|------------|------------|------------|------------|------------|
| | | | | A | B | C | D | E | F | G | H | I |
| | | | | 5.0% | 5.0% | 5.0% | 5.0% | 5.0% | 5.0% | 5.0% | 2.5% | 2.5% |
| Animal Services License Inspector | NE | C11 | Annual | 44,241.60 | 46,446.40 | 48,776.00 | 51,209.60 | 53,768.00 | 56,451.20 | 59,280.00 | 60,756.80 | 62,275.20 |
| | | | Monthly | 3,686.80 | 3,870.53 | 4,064.67 | 4,267.47 | 4,480.67 | 4,704.27 | 4,940.00 | 5,063.07 | 5,189.60 |
| | | | Hourly | 21.2700 | 22.3300 | 23.4500 | 24.6200 | 25.8500 | 27.1400 | 28.5000 | 29.2100 | 29.9400 |
| Animal Services Office Supervisor | PAM | C21 | Annual | 72,051.20 | 75,649.60 | 79,435.20 | 83,408.00 | 87,588.80 | 91,977.60 | 96,574.40 | 98,987.20 | 101,462.40 |
| | | | Monthly | 6,004.27 | 6,304.13 | 6,619.60 | 6,950.67 | 7,299.07 | 7,664.80 | 8,047.87 | 8,248.93 | 8,455.20 |
| | | | Hourly | 34.6400 | 36.3700 | 38.1900 | 40.1000 | 42.1100 | 44.2200 | 46.4300 | 47.5900 | 48.7800 |
| Applications & Database Administrator | PAM | C29 | Annual | 106,412.80 | 111,737.60 | 117,332.80 | 123,198.40 | 129,355.20 | 135,824.00 | 142,625.60 | 146,182.40 | 149,843.20 |
| | | | Monthly | 8,867.73 | 9,311.47 | 9,777.73 | 10,266.53 | 10,779.60 | 11,318.67 | 11,885.47 | 12,181.87 | 12,486.93 |
| | | | Hourly | 51.1600 | 53.7200 | 56.4100 | 59.2300 | 62.1900 | 65.3000 | 68.5700 | 70.2800 | 72.0400 |
| Applications Analyst | PAM | C25 | Annual | 87,568.00 | 91,956.80 | 96,553.60 | 101,379.20 | 106,454.40 | 111,779.20 | 117,374.40 | 120,307.20 | 123,323.20 |
| | | | Monthly | 7,297.33 | 7,663.07 | 8,046.13 | 8,448.27 | 8,871.20 | 9,314.93 | 9,781.20 | 10,025.60 | 10,276.93 |
| | | | Hourly | 42.1000 | 44.2100 | 46.4200 | 48.7400 | 51.1800 | 53.7400 | 56.4300 | 57.8400 | 59.2900 |
| Assistant to the City Manager | PAM | C24 | Annual | 83,387.20 | 87,547.20 | 91,915.20 | 96,512.00 | 101,337.60 | 106,412.80 | 111,737.60 | 114,524.80 | 117,395.20 |
| | | | Monthly | 6,948.93 | 7,295.60 | 7,659.60 | 8,042.67 | 8,444.80 | 8,867.73 | 9,311.47 | 9,543.73 | 9,782.93 |
| | | | Hourly | 40.0900 | 42.0900 | 44.1900 | 46.4000 | 48.7200 | 51.1600 | 53.7200 | 55.0600 | 56.4400 |
| Assistant Crossing Guard Supervisor | NE | C05 | Annual | 38,209.60 | 38,209.60 | 40,123.20 | 42,120.00 | 42,120.00 | 44,220.80 | 44,220.80 | 46,425.60 | 46,425.60 |
| | | | Monthly | 3,184.13 | 3,184.13 | 3,343.60 | 3,510.00 | 3,510.00 | 3,685.07 | 3,685.07 | 3,868.80 | 3,868.80 |
| | | | Hourly | 18.3700 | 19.2900 | 19.2900 | 20.2500 | 20.2500 | 21.2600 | 21.2600 | 22.3200 | 22.3200 |
| Assistant Engineer | PAM | C25 | Annual | 87,568.00 | 91,956.80 | 96,553.60 | 101,379.20 | 106,454.40 | 111,779.20 | 117,374.40 | 120,307.20 | 123,323.20 |
| | | | Monthly | 7,297.33 | 7,663.07 | 8,046.13 | 8,448.27 | 8,871.20 | 9,314.93 | 9,781.20 | 10,025.60 | 10,276.93 |
| | | | Hourly | 42.1000 | 44.2100 | 46.4200 | 48.7400 | 51.1800 | 53.7400 | 56.4300 | 57.8400 | 59.2900 |
| Assistant Network Administrator | PAM | C26 | Annual | 91,936.00 | 96,532.80 | 101,358.40 | 106,433.60 | 111,758.40 | 117,353.60 | 123,219.20 | 126,297.60 | 129,459.20 |
| | | | Monthly | 7,661.33 | 8,044.40 | 8,446.53 | 8,869.47 | 9,313.20 | 9,779.47 | 10,268.27 | 10,524.80 | 10,788.27 |
| | | | Hourly | 44.2000 | 46.4100 | 48.7300 | 51.1700 | 53.7300 | 56.4200 | 59.2400 | 60.7200 | 62.2400 |
| Associate Engineer I | PAM | C28 | Annual | 101,358.40 | 106,433.60 | 111,758.40 | 117,353.60 | 123,219.20 | 129,376.00 | 135,844.80 | 139,235.20 | 142,708.80 |
| | | | Monthly | 8,446.53 | 8,869.47 | 9,313.20 | 9,779.47 | 10,268.27 | 10,781.33 | 11,320.40 | 11,602.93 | 11,892.40 |
| | | | Hourly | 48.7300 | 51.1700 | 53.7300 | 56.4200 | 59.2400 | 62.2000 | 65.3100 | 66.9400 | 68.6100 |
| Associate Engineer II | PAM | C29 | Annual | 106,412.80 | 111,737.60 | 117,332.80 | 123,198.40 | 129,355.20 | 135,824.00 | 142,625.60 | 146,182.40 | 149,843.20 |
| | | | Monthly | 8,867.73 | 9,311.47 | 9,777.73 | 10,266.53 | 10,779.60 | 11,318.67 | 11,885.47 | 12,181.87 | 12,486.93 |
| | | | Hourly | 51.1600 | 53.7200 | 56.4100 | 59.2300 | 62.1900 | 65.3000 | 68.5700 | 70.2800 | 72.0400 |
| Associate Planner | PAM | C25 | Annual | 87,568.00 | 91,956.80 | 96,553.60 | 101,379.20 | 106,454.40 | 111,779.20 | 117,374.40 | 120,307.20 | 123,323.20 |
| | | | Monthly | 7,297.33 | 7,663.07 | 8,046.13 | 8,448.27 | 8,871.20 | 9,314.93 | 9,781.20 | 10,025.60 | 10,276.93 |
| | | | Hourly | 42.1000 | 44.2100 | 46.4200 | 48.7400 | 51.1800 | 53.7400 | 56.4300 | 57.8400 | 59.2900 |
| Audio Visual Technician | NE | C18 | Annual | 62,233.60 | 65,353.60 | 68,619.20 | 72,051.20 | 75,649.60 | 79,435.20 | 83,408.00 | 85,488.00 | 87,630.40 |
| | | | Monthly | 5,186.13 | 5,446.13 | 5,718.27 | 6,004.27 | 6,304.13 | 6,619.60 | 6,950.67 | 7,124.00 | 7,302.53 |
| | | | Hourly | 29.9200 | 31.4200 | 32.9900 | 34.6400 | 36.3700 | 38.1900 | 40.1000 | 41.1000 | 42.1300 |
| Banquet Facility Representative | PAM | C19 | Annual | 65,332.80 | 68,598.40 | 72,030.40 | 75,628.80 | 79,414.40 | 83,387.20 | 87,547.20 | 89,731.20 | 91,977.60 |
| | | | Monthly | 5,444.40 | 5,716.53 | 6,002.53 | 6,302.40 | 6,617.87 | 6,948.93 | 7,295.60 | 7,477.60 | 7,664.80 |
| | | | Hourly | 31.4100 | 32.9800 | 34.6300 | 36.3600 | 38.1800 | 40.0900 | 42.0900 | 43.1400 | 44.2200 |
| Building Division Manager/Official | DMG | C34 | Annual | 145,745.60 | 153,025.60 | 160,680.00 | 168,708.80 | 177,153.60 | 186,014.40 | 195,312.00 | 200,200.00 | 205,212.80 |
| | | | Monthly | 12,145.47 | 12,752.13 | 13,390.00 | 14,059.07 | 14,762.80 | 15,501.20 | 16,276.00 | 16,683.33 | 17,101.07 |
| | | | Hourly | 70.0700 | 73.5700 | 77.2500 | 81.1100 | 85.1700 | 89.4300 | 93.9000 | 96.2500 | 98.6600 |

CITY OF MORENO VALLEY

SALARY SCALE - CAREER POSITIONS

EFFECTIVE 07/06/2024

EXHIBIT C

| TITLE | GRP | GRADE | | | | | | | | | | |
|--|-----|-------|---------|------------|------------|------------|------------|------------|------------|------------|------------|------------|
| | | | | A | B | C | D | E | F | G | H | I |
| | | | | 5.0% | | 5.0% | 5.0% | 5.0% | 5.0% | 5.0% | 2.5% | 2.5% |
| Building Inspector I | NE | C21 | Annual | 83,387.20 | 87,547.20 | 91,915.20 | 96,512.00 | 101,337.60 | 106,412.80 | 111,737.60 | 114,524.80 | 117,395.20 |
| | | | Monthly | 6,948.93 | 7,295.60 | 7,659.60 | 8,042.67 | 8,444.80 | 8,867.73 | 9,311.47 | 9,543.73 | 9,782.93 |
| | | | Hourly | 40.0900 | 42.0900 | 44.1900 | 46.4000 | 48.7200 | 51.1600 | 53.7200 | 55.0600 | 56.4400 |
| Building Inspector II | NE | C24 | Annual | 83,387.20 | 87,547.20 | 91,915.20 | 96,512.00 | 101,337.60 | 106,412.80 | 111,737.60 | 114,524.80 | 117,395.20 |
| | | | Monthly | 6,948.93 | 7,295.60 | 7,659.60 | 8,042.67 | 8,444.80 | 8,867.73 | 9,311.47 | 9,543.73 | 9,782.93 |
| | | | Hourly | 40.0900 | 42.0900 | 44.1900 | 46.4000 | 48.7200 | 51.1600 | 53.7200 | 55.0600 | 56.4400 |
| Building Safety Supervisor | PAM | C27 | Annual | 96,532.80 | 101,358.40 | 106,433.60 | 111,758.40 | 117,353.60 | 123,219.20 | 129,376.00 | 132,620.80 | 135,928.00 |
| | | | Monthly | 8,044.40 | 8,446.53 | 8,869.47 | 9,313.20 | 9,779.47 | 10,268.27 | 10,781.33 | 11,051.73 | 11,327.33 |
| | | | Hourly | 46.4100 | 48.7300 | 51.1700 | 53.7300 | 56.4200 | 59.2400 | 62.2000 | 63.7600 | 65.3500 |
| Business License Liaison | NE | C16 | Annual | 56,451.20 | 59,280.00 | 62,254.40 | 65,374.40 | 68,640.00 | 72,072.00 | 75,670.40 | 77,563.20 | 79,497.60 |
| | | | Monthly | 4,704.27 | 4,940.00 | 5,187.87 | 5,447.87 | 5,720.00 | 6,006.00 | 6,305.87 | 6,463.60 | 6,624.80 |
| | | | Hourly | 27.1400 | 28.5000 | 29.9300 | 31.4300 | 33.0000 | 34.6500 | 36.3800 | 37.2900 | 38.2200 |
| Child Care Assistant | GRA | CC09 | Annual | 36,628.80 | 40,768.00 | 42,806.40 | 44,948.80 | 47,195.20 | 49,545.60 | 52,020.80 | 54,620.80 | 57,345.60 |
| | | | Monthly | 3,052.40 | 3,397.33 | 3,567.20 | 3,745.73 | 3,932.93 | 4,128.80 | 4,335.07 | 4,551.73 | 4,778.80 |
| | | | Hourly | 18.6700 | 19.6000 | 20.5800 | 21.6100 | 22.6900 | 23.8200 | 25.0100 | 26.2600 | 27.5700 |
| Child Care Instructor II | GRA | CC11 | Annual | 41,953.60 | 44,054.40 | 46,259.20 | 48,568.00 | 51,001.60 | 53,560.00 | 56,243.20 | 57,857.60 | 59,092.80 |
| | | | Monthly | 3,496.13 | 3,671.20 | 3,854.93 | 4,047.33 | 4,250.13 | 4,463.33 | 4,686.93 | 4,804.80 | 4,924.40 |
| | | | Hourly | 20.1700 | 21.1800 | 22.2400 | 23.3500 | 24.5200 | 25.7500 | 27.0400 | 27.7200 | 28.4100 |
| Child Care Program Manager | PAM | C19 | Annual | 65,332.80 | 68,598.40 | 72,030.40 | 75,628.80 | 79,414.40 | 83,387.20 | 87,547.20 | 89,731.20 | 91,977.60 |
| | | | Monthly | 5,444.40 | 5,716.53 | 6,002.53 | 6,302.40 | 6,617.87 | 6,948.93 | 7,295.60 | 7,477.60 | 7,664.80 |
| | | | Hourly | 31.4100 | 32.9800 | 34.6300 | 36.3600 | 38.1800 | 40.0900 | 42.0900 | 43.1400 | 44.2200 |
| Child Care Site Supervisor | GRA | C15 | Annual | 53,768.00 | 56,451.20 | 59,280.00 | 62,254.40 | 65,374.40 | 68,640.00 | 72,072.00 | 73,881.60 | 75,732.80 |
| | | | Monthly | 4,480.67 | 4,704.27 | 4,940.00 | 5,187.87 | 5,447.87 | 5,720.00 | 6,006.00 | 6,156.80 | 6,311.07 |
| | | | Hourly | 25.8500 | 27.1400 | 28.5000 | 29.9300 | 31.4300 | 33.0000 | 34.6500 | 35.5200 | 36.4100 |
| Community Enhancement Division Manager | DMG | C30 | Annual | 111,758.40 | 117,353.60 | 123,219.20 | 129,376.00 | 135,844.80 | 142,646.40 | 149,780.80 | 153,524.80 | 157,372.80 |
| | | | Monthly | 9,313.20 | 9,779.47 | 10,268.27 | 10,781.33 | 11,320.40 | 11,887.20 | 12,481.73 | 12,793.73 | 13,114.40 |
| | | | Hourly | 53.7300 | 56.4200 | 59.2400 | 62.2000 | 65.3100 | 68.5800 | 72.0100 | 73.8100 | 75.6600 |
| Community Enhancement Officer I | NE | C18 | Annual | 62,233.60 | 65,353.60 | 68,619.20 | 72,051.20 | 75,649.60 | 79,435.20 | 83,408.00 | 85,488.00 | 87,630.40 |
| | | | Monthly | 5,186.13 | 5,446.13 | 5,718.27 | 6,004.27 | 6,304.13 | 6,619.60 | 6,950.67 | 7,124.00 | 7,302.53 |
| | | | Hourly | 29.9200 | 31.4200 | 32.9900 | 34.6400 | 36.3700 | 38.1900 | 40.1000 | 41.1000 | 42.1300 |
| Community Enhancement Officer II | NE | C20 | Annual | 68,598.40 | 72,030.40 | 75,628.80 | 79,414.40 | 83,387.20 | 87,547.20 | 91,915.20 | 94,203.20 | 96,553.60 |
| | | | Monthly | 5,716.53 | 6,002.53 | 6,302.40 | 6,617.87 | 6,948.93 | 7,295.60 | 7,850.60 | 7,850.27 | 8,046.13 |
| | | | Hourly | 32.9800 | 34.6300 | 36.3600 | 38.1800 | 40.0900 | 42.0900 | 44.1900 | 45.2900 | 46.4200 |
| Community Enhancement Supervisor | PAM | C23 | Annual | 79,435.20 | 83,408.00 | 87,588.80 | 91,977.60 | 96,574.40 | 101,400.00 | 106,475.20 | 109,137.60 | 111,862.40 |
| | | | Monthly | 6,619.60 | 6,950.67 | 7,299.07 | 7,664.80 | 8,047.87 | 8,450.00 | 8,872.93 | 9,094.80 | 9,321.87 |
| | | | Hourly | 38.1900 | 40.1000 | 42.1100 | 44.2200 | 46.4300 | 48.7500 | 51.1900 | 52.4700 | 53.7800 |
| Community Services Assistant Coordinator | NE | C08 | Annual | 38,209.60 | 40,123.20 | 42,120.00 | 44,220.80 | 46,425.60 | 48,755.20 | 51,188.80 | 52,478.40 | 53,788.80 |
| | | | Monthly | 3,184.13 | 3,343.60 | 3,510.00 | 3,685.07 | 3,868.80 | 4,062.93 | 4,265.73 | 4,373.20 | 4,482.40 |
| | | | Hourly | 18.3700 | 19.2900 | 20.2500 | 21.2600 | 22.3200 | 23.4400 | 24.6100 | 25.2300 | 25.8600 |
| Community Services Coordinator | NE | C10 | Annual | 42,120.00 | 44,220.80 | 46,425.60 | 48,755.20 | 51,188.80 | 53,747.20 | 56,430.40 | 57,844.80 | 59,300.80 |
| | | | Monthly | 3,510.00 | 3,685.07 | 3,868.80 | 4,062.93 | 4,265.73 | 4,478.93 | 4,702.53 | 4,820.40 | 4,941.73 |
| | | | Hourly | 20.2500 | 21.2600 | 22.3200 | 23.4400 | 24.6100 | 25.8400 | 27.1300 | 27.8100 | 28.5100 |

CITY OF MORENO VALLEY

SALARY SCALE - CAREER POSITIONS

EFFECTIVE 07/06/2024

EXHIBIT C

| TITLE | GRP | GRADE | | | | | | | | | | |
|---------------------------------------|-----|-------|---------|------------|------------|------------|------------|------------|------------|------------|------------|------------|
| | | | | A | B | C | D | E | F | G | H | I |
| | | | | 5.0% | | 5.0% | 5.0% | 5.0% | 5.0% | 5.0% | 2.5% | 2.5% |
| Community Services Division Manager | DMG | C30 | Annual | 111,758.40 | 117,353.60 | 123,219.20 | 129,376.00 | 135,844.80 | 142,646.40 | 149,780.80 | 153,524.80 | 157,372.80 |
| | | | Monthly | 9,313.20 | 9,779.47 | 10,268.27 | 10,781.33 | 11,320.40 | 11,887.20 | 12,481.73 | 12,793.73 | 13,114.40 |
| | | | Hourly | 53.7300 | 56.4200 | 59.2400 | 62.2000 | 65.3100 | 68.5800 | 72.0100 | 73.8100 | 75.6600 |
| Community Services Supervisor | PAM | C19 | Annual | 65,332.80 | 68,598.40 | 72,030.40 | 75,628.80 | 79,414.40 | 83,387.20 | 87,547.20 | 89,731.20 | 91,977.60 |
| | | | Monthly | 5,444.40 | 5,716.53 | 6,002.53 | 6,302.40 | 6,617.87 | 6,948.93 | 7,295.60 | 7,477.60 | 7,664.80 |
| | | | Hourly | 31.4100 | 32.9800 | 34.6300 | 36.3600 | 38.1800 | 40.0900 | 42.0900 | 43.1400 | 44.2200 |
| Construction Inspector | NE | C22 | Annual | 75,628.80 | 79,414.40 | 83,387.20 | 87,547.20 | 91,915.20 | 96,512.00 | 101,337.60 | 103,875.20 | 106,475.20 |
| | | | Monthly | 6,302.40 | 6,617.87 | 6,948.93 | 7,295.60 | 7,659.60 | 8,042.67 | 8,444.80 | 8,656.27 | 8,872.93 |
| | | | Hourly | 36.3600 | 38.1800 | 40.0900 | 42.0900 | 44.1900 | 46.4000 | 48.7200 | 49.9400 | 51.1900 |
| Construction Inspector Supervisor | PAM | C25 | Annual | 87,568.00 | 91,956.80 | 96,553.60 | 101,379.20 | 106,454.40 | 111,779.20 | 117,374.40 | 120,307.20 | 123,323.20 |
| | | | Monthly | 7,297.33 | 7,663.07 | 8,046.13 | 8,448.27 | 8,871.20 | 9,314.93 | 9,781.20 | 10,025.60 | 10,276.93 |
| | | | Hourly | 42.1000 | 44.2100 | 46.4200 | 48.7400 | 51.1800 | 53.7400 | 56.4300 | 57.8400 | 59.2900 |
| Crossing Guard Supervisor | NE | C07 | Annual | 38,209.60 | 40,123.20 | 42,120.00 | 44,220.80 | 46,425.60 | 48,755.20 | 51,188.80 | 52,478.40 | 53,788.80 |
| | | | Monthly | 3,184.13 | 3,343.60 | 3,510.00 | 3,685.07 | 3,868.80 | 4,062.93 | 4,265.73 | 4,373.20 | 4,482.40 |
| | | | Hourly | 18.3700 | 19.2900 | 20.2500 | 21.2600 | 22.3200 | 23.4400 | 24.6100 | 25.2300 | 25.8600 |
| Customer Service Manager | PAM | C26 | Annual | 91,936.00 | 96,532.80 | 101,358.40 | 106,433.60 | 111,758.40 | 117,353.60 | 123,219.20 | 126,297.60 | 129,459.20 |
| | | | Monthly | 7,661.33 | 8,044.40 | 8,446.53 | 8,869.47 | 9,313.20 | 9,779.47 | 10,268.27 | 10,524.80 | 10,788.27 |
| | | | Hourly | 44.2000 | 46.4100 | 48.7300 | 51.1700 | 53.7300 | 56.4200 | 59.2400 | 60.7200 | 62.2400 |
| Deputy City Clerk | NE | C17 | Annual | 59,280.00 | 62,254.40 | 65,374.40 | 68,640.00 | 72,072.00 | 75,670.40 | 79,456.00 | 81,452.80 | 83,491.20 |
| | | | Monthly | 4,940.00 | 5,187.87 | 5,447.87 | 5,720.00 | 6,006.00 | 6,305.87 | 6,621.33 | 6,787.73 | 6,957.60 |
| | | | Hourly | 28.5000 | 29.9300 | 31.4300 | 33.0000 | 34.6500 | 36.3800 | 38.2000 | 39.1600 | 40.1400 |
| Deputy City Manager | DMG | C30 | Annual | 111,758.40 | 117,353.60 | 123,219.20 | 129,376.00 | 135,844.80 | 142,646.40 | 149,780.80 | 153,524.80 | 157,372.80 |
| | | | Monthly | 9,313.20 | 9,779.47 | 10,268.27 | 10,781.33 | 11,320.40 | 11,887.20 | 12,481.73 | 12,793.73 | 13,114.40 |
| | | | Hourly | 53.7300 | 56.4200 | 59.2400 | 62.2000 | 65.3100 | 68.5800 | 72.0100 | 73.8100 | 75.6600 |
| Deputy Compliance Director | DMG | C35 | Annual | 153,046.40 | 160,700.80 | 168,729.60 | 177,174.40 | 186,035.20 | 195,332.80 | 205,108.80 | 210,246.40 | 215,508.80 |
| | | | Monthly | 12,753.87 | 13,391.73 | 14,060.80 | 14,764.53 | 15,502.93 | 16,277.73 | 17,092.40 | 17,520.53 | 17,959.07 |
| | | | Hourly | 73.5800 | 77.2600 | 81.1200 | 85.1800 | 89.4400 | 93.9100 | 98.6100 | 101.0800 | 103.6100 |
| Deputy Finance Director | DMG | C34 | Annual | 145,745.60 | 153,025.60 | 160,680.00 | 168,708.80 | 177,153.60 | 186,014.40 | 195,312.00 | 200,200.00 | 205,212.80 |
| | | | Monthly | 12,145.47 | 12,752.13 | 13,390.00 | 14,059.07 | 14,762.80 | 15,501.20 | 16,276.00 | 16,683.33 | 17,101.07 |
| | | | Hourly | 70.0700 | 73.5700 | 77.2500 | 81.1100 | 85.1700 | 89.4300 | 93.9000 | 96.2500 | 98.6600 |
| Economic Development Division Manager | DMG | C30 | Annual | 111,758.40 | 117,353.60 | 123,219.20 | 129,376.00 | 135,844.80 | 142,646.40 | 149,780.80 | 153,524.80 | 157,372.80 |
| | | | Monthly | 9,313.20 | 9,779.47 | 10,268.27 | 10,781.33 | 11,320.40 | 11,887.20 | 12,481.73 | 12,793.73 | 13,114.40 |
| | | | Hourly | 53.7300 | 56.4200 | 59.2400 | 62.2000 | 65.3100 | 68.5800 | 72.0100 | 73.8100 | 75.6600 |
| Electric Utility Assistant Manager | PAM | C34 | Annual | 145,745.60 | 153,025.60 | 160,680.00 | 168,708.80 | 177,153.60 | 186,014.40 | 195,312.00 | 200,200.00 | 205,212.80 |
| | | | Monthly | 12,145.47 | 12,752.13 | 13,390.00 | 14,059.07 | 14,762.80 | 15,501.20 | 16,276.00 | 16,683.33 | 17,101.07 |
| | | | Hourly | 70.0700 | 73.5700 | 77.2500 | 81.1100 | 85.1700 | 89.4300 | 93.9000 | 96.2500 | 98.6600 |
| Electric Utility Division Manager | DMG | C36 | Annual | 168,438.40 | 176,862.40 | 185,702.40 | 194,979.20 | 204,734.40 | 214,968.00 | 225,721.60 | 231,358.40 | 237,140.80 |
| | | | Monthly | 14,036.53 | 14,738.53 | 15,475.20 | 16,248.27 | 17,061.20 | 17,914.00 | 18,810.13 | 19,279.87 | 19,761.73 |
| | | | Hourly | 80.9800 | 85.0300 | 89.2800 | 93.7400 | 98.4300 | 103.3500 | 108.5200 | 111.2300 | 114.0100 |
| Electric Utility Program Coordinator | PAM | C27 | Annual | 96,532.80 | 101,358.40 | 106,433.60 | 111,758.40 | 117,353.60 | 123,219.20 | 129,376.00 | 132,620.80 | 135,928.00 |
| | | | Monthly | 8,044.40 | 8,446.53 | 8,869.47 | 9,313.20 | 9,779.47 | 10,268.27 | 10,781.33 | 11,051.73 | 11,327.33 |
| | | | Hourly | 46.4100 | 48.7300 | 51.1700 | 53.7300 | 56.4200 | 59.2400 | 62.2000 | 63.7600 | 65.3500 |

CITY OF MORENO VALLEY

SALARY SCALE - CAREER POSITIONS

EFFECTIVE 07/06/2024

EXHIBIT C

| TITLE | GRP | GRADE | | | | | | | | | | | |
|---|-----|-------|---------|------------|------------|------------|------------|------------|------------|------------|------------|------------|--|
| | | | | A | B | C | D | E | F | G | H | I | |
| | | | | 5.0% | 5.0% | 5.0% | 5.0% | 5.0% | 5.0% | 5.0% | 2.5% | 2.5% | |
| Emergency Management Coordinator | PAM | C22 | Annual | 75,628.80 | 79,414.40 | 83,387.20 | 87,547.20 | 91,915.20 | 96,512.00 | 101,337.60 | 103,875.20 | 106,475.20 | |
| | | | Monthly | 6,302.40 | 6,617.87 | 6,948.93 | 7,295.60 | 7,659.60 | 8,042.67 | 8,444.80 | 8,656.27 | 8,872.93 | |
| | | | Hourly | 36.3600 | 38.1800 | 40.0900 | 42.0900 | 44.1900 | 46.4000 | 48.7200 | 49.9400 | 51.1900 | |
| Emergency Management & Volunteer Services Program Manager | DMG | C30 | Annual | 111,758.40 | 117,353.60 | 123,219.20 | 129,376.00 | 135,844.80 | 142,646.40 | 149,780.80 | 153,524.80 | 157,372.80 | |
| | | | Monthly | 9,313.20 | 9,779.47 | 10,268.27 | 10,781.33 | 11,320.40 | 11,887.20 | 12,481.73 | 12,793.73 | 13,114.40 | |
| | | | Hourly | 53.7300 | 56.4200 | 59.2400 | 62.2000 | 65.3100 | 68.5800 | 72.0100 | 73.8100 | 75.6600 | |
| Engineering Division Manager/Assistant City Engineer | DMG | C34 | Annual | 145,745.60 | 153,025.60 | 160,680.00 | 168,708.80 | 177,153.60 | 186,014.40 | 195,312.00 | 200,200.00 | 205,212.80 | |
| | | | Monthly | 12,145.47 | 12,752.13 | 13,390.00 | 14,059.07 | 14,762.80 | 15,501.20 | 16,276.00 | 16,683.33 | 17,101.07 | |
| | | | Hourly | 70.0700 | 73.5700 | 77.2500 | 81.1100 | 85.1700 | 89.4300 | 93.9000 | 96.2500 | 98.6600 | |
| Enterprise Systems Administrator | PAM | C31 | Annual | 117,332.80 | 123,198.40 | 129,355.20 | 135,824.00 | 142,625.60 | 149,760.00 | 157,248.00 | 161,179.20 | 165,214.40 | |
| | | | Monthly | 9,777.73 | 10,266.53 | 10,779.60 | 11,318.67 | 11,885.47 | 12,480.00 | 13,104.00 | 13,431.60 | 13,767.87 | |
| | | | Hourly | 56.4100 | 59.2300 | 62.1900 | 65.3000 | 68.5700 | 72.0000 | 75.6000 | 77.4900 | 79.4300 | |
| Equipment Operator | NE | C17 | Annual | 59,280.00 | 62,254.40 | 65,374.40 | 68,640.00 | 72,072.00 | 75,670.40 | 79,456.00 | 81,452.80 | 83,491.20 | |
| | | | Monthly | 4,940.00 | 5,187.87 | 5,447.87 | 5,720.00 | 6,006.00 | 6,305.87 | 6,621.33 | 6,787.73 | 6,957.60 | |
| | | | Hourly | 28.5000 | 29.9300 | 31.4300 | 33.0000 | 34.6500 | 36.3800 | 38.2000 | 39.1600 | 40.1400 | |
| Executive Assistant I | NE | C19 | Annual | 65,332.80 | 68,598.40 | 72,030.40 | 75,628.80 | 79,414.40 | 83,387.20 | 87,547.20 | 89,731.20 | 91,977.60 | |
| | | | Monthly | 5,444.40 | 5,716.53 | 6,002.53 | 6,302.40 | 6,617.87 | 6,948.93 | 7,295.60 | 7,477.60 | 7,664.80 | |
| | | | Hourly | 31.4100 | 32.9800 | 34.6300 | 36.3600 | 38.1800 | 40.0900 | 42.0900 | 43.1400 | 44.2200 | |
| Executive Assistant to Mayor/City Council | DMG | C30 | Annual | 111,758.40 | 117,353.60 | 123,219.20 | 129,376.00 | 135,844.80 | 142,646.40 | 149,780.80 | 153,524.80 | 157,372.80 | |
| | | | Monthly | 9,313.20 | 9,779.47 | 10,268.27 | 10,781.33 | 11,320.40 | 11,887.20 | 12,481.73 | 12,793.73 | 13,114.40 | |
| | | | Hourly | 53.7300 | 56.4200 | 59.2400 | 62.2000 | 65.3100 | 68.5800 | 72.0100 | 73.8100 | 75.6600 | |
| Facilities Maintenance Mechanic | NE | C15 | Annual | 53,768.00 | 56,451.20 | 59,280.00 | 62,254.40 | 65,374.40 | 68,640.00 | 72,072.00 | 73,881.60 | 75,732.80 | |
| | | | Monthly | 4,480.67 | 4,704.27 | 4,940.00 | 5,187.87 | 5,447.87 | 5,720.00 | 6,006.00 | 6,156.80 | 6,311.07 | |
| | | | Hourly | 25.8500 | 27.1400 | 28.5000 | 29.9300 | 31.4300 | 33.0000 | 34.6500 | 35.5200 | 36.4100 | |
| Facilities Maintenance Worker | NE | C13 | Annual | 48,755.20 | 51,188.80 | 53,747.20 | 56,430.40 | 59,259.20 | 62,212.80 | 65,332.80 | 66,976.00 | 68,660.80 | |
| | | | Monthly | 4,062.93 | 4,265.73 | 4,478.93 | 4,702.53 | 4,938.27 | 5,184.40 | 5,444.40 | 5,581.33 | 5,721.73 | |
| | | | Hourly | 23.4400 | 24.6100 | 25.8400 | 27.1300 | 28.4900 | 29.9100 | 31.4100 | 32.2000 | 33.0100 | |
| Financial Operations Division Manager | DMG | C33 | Annual | 135,574.40 | 142,355.20 | 149,468.80 | 156,936.00 | 164,777.60 | 173,014.40 | 181,667.20 | 186,201.60 | 190,860.80 | |
| | | | Monthly | 11,297.87 | 11,862.93 | 12,455.73 | 13,078.00 | 13,731.47 | 14,417.87 | 15,138.93 | 15,516.80 | 15,905.07 | |
| | | | Hourly | 65.1800 | 68.4400 | 71.8600 | 75.4500 | 79.2200 | 83.1800 | 87.3400 | 89.5200 | 91.7600 | |
| Financial Resources Division Manager | DMG | C33 | Annual | 135,574.40 | 142,355.20 | 149,468.80 | 156,936.00 | 164,777.60 | 173,014.40 | 181,667.20 | 186,201.60 | 190,860.80 | |
| | | | Monthly | 11,297.87 | 11,862.93 | 12,455.73 | 13,078.00 | 13,731.47 | 14,417.87 | 15,138.93 | 15,516.80 | 15,905.07 | |
| | | | Hourly | 65.1800 | 68.4400 | 71.8600 | 75.4500 | 79.2200 | 83.1800 | 87.3400 | 89.5200 | 91.7600 | |
| Fleet & Facilities Division Manager | DMG | C31 | Annual | 117,332.80 | 123,198.40 | 129,355.20 | 135,824.00 | 142,625.60 | 149,760.00 | 157,248.00 | 161,179.20 | 165,214.40 | |
| | | | Monthly | 9,777.73 | 10,266.53 | 10,779.60 | 11,318.67 | 11,885.47 | 12,480.00 | 13,104.00 | 13,431.60 | 13,767.87 | |
| | | | Hourly | 56.4100 | 59.2300 | 62.1900 | 65.3000 | 68.5700 | 72.0000 | 75.6000 | 77.4900 | 79.4300 | |
| Fleet & Facilities Maintenance Supervisor | PAM | C27 | Annual | 96,532.80 | 101,358.40 | 106,433.60 | 111,758.40 | 117,353.60 | 123,219.20 | 129,376.00 | 132,620.80 | 135,928.00 | |
| | | | Monthly | 8,044.40 | 8,446.53 | 8,869.47 | 9,313.20 | 9,779.47 | 10,268.27 | 10,781.33 | 11,051.73 | 11,327.33 | |
| | | | Hourly | 46.4100 | 48.7300 | 51.1700 | 53.7300 | 56.4200 | 59.2400 | 62.2000 | 63.7600 | 65.3500 | |
| GIS Administrator | PAM | C29 | Annual | 106,412.80 | 111,737.60 | 117,332.80 | 123,198.40 | 129,355.20 | 135,824.00 | 142,625.60 | 146,182.40 | 149,843.20 | |
| | | | Monthly | 8,867.73 | 9,311.47 | 9,777.73 | 10,266.53 | 10,779.60 | 11,318.67 | 11,885.47 | 12,181.87 | 12,486.93 | |
| | | | Hourly | 51.1600 | 53.7200 | 56.4100 | 59.2300 | 62.1900 | 65.3000 | 68.5700 | 70.2800 | 72.0400 | |

CITY OF MORENO VALLEY

SALARY SCALE - CAREER POSITIONS

EFFECTIVE 07/06/2024

EXHIBIT C

| TITLE | GRP | GRADE | | | | | | | | | | |
|---|-----|-------|-----------------------------|------------------------------------|------------------------------------|------------------------------------|------------------------------------|------------------------------------|------------------------------------|------------------------------------|------------------------------------|------------------------------------|
| | | | | A | B | C | D | E | F | G | H | I |
| | | | | 5.0% | 5.0% | 5.0% | 5.0% | 5.0% | 5.0% | 5.0% | 2.5% | 2.5% |
| GIS Applications Analyst | PAM | C25 | Annual Monthly Hourly | 87,568.00 7,297.33 42.1000 | 91,956.80 7,663.07 44.2100 | 96,553.60 8,046.13 46.4200 | 101,379.20 8,448.27 51.1800 | 106,454.40 8,871.20 51.1800 | 111,779.20 9,314.93 53.7400 | 117,374.40 9,781.20 56.4300 | 120,307.20 10,025.60 57.8400 | 123,323.20 10,276.93 59.2900 |
| Grants Division Manager | DMG | C33 | Annual Monthly Hourly | 135,574.40 11,297.87 65.1800 | 142,355.20 11,862.93 68.4400 | 149,468.80 12,455.73 71.8600 | 156,936.00 13,078.00 75.4500 | 164,777.60 13,731.47 79.2200 | 173,014.40 14,417.87 83.1800 | 181,667.20 15,138.93 87.3400 | 186,201.60 15,516.80 89.5200 | 190,860.80 15,905.07 91.7600 |
| Human Resources Analyst | PAM | C24 | Annual Monthly Hourly | 83,387.20 6,948.93 40.0900 | 87,547.20 7,295.60 42.0900 | 91,915.20 7,659.60 44.1900 | 96,512.00 8,042.67 46.4000 | 101,337.60 8,444.80 48.7200 | 106,412.80 8,867.73 51.1600 | 111,737.60 9,311.47 53.7200 | 114,524.80 9,543.73 55.0600 | 117,395.20 9,782.93 56.4400 |
| Human Resources Division Manager | DMG | C34 | Annual Monthly Hourly | 145,745.60 12,145.47 70.0700 | 153,025.60 12,752.13 73.5700 | 160,680.00 13,390.00 77.2500 | 168,708.80 14,059.07 81.1100 | 177,153.60 14,762.80 85.1700 | 186,014.40 15,501.20 89.4300 | 195,312.00 16,276.00 93.9000 | 200,200.00 16,683.33 96.2500 | 205,212.80 17,101.07 98.6600 |
| Human Resources Technician | NE | C22 | Annual Monthly Hourly | 75,628.80 6,302.40 36.3600 | 79,414.40 6,617.87 38.1800 | 83,387.20 6,948.93 40.0900 | 87,547.20 7,295.60 42.0900 | 91,915.20 7,659.60 44.1900 | 96,512.00 8,042.67 46.4000 | 101,337.60 8,444.80 48.7200 | 103,875.20 8,656.27 49.9400 | 106,475.20 8,872.93 51.1900 |
| Information Technology Technician | NE | C20 | Annual Monthly Hourly | 68,598.40 5,716.53 32.9800 | 72,030.40 6,002.53 34.6300 | 75,628.80 6,302.40 36.3600 | 79,414.40 6,617.87 38.1800 | 83,387.20 6,948.93 40.0900 | 87,547.20 7,295.60 42.0900 | 91,915.20 7,659.60 44.1900 | 94,203.20 7,850.27 45.2900 | 96,553.60 8,046.13 46.4200 |
| Landscape Services Inspector | NE | C18 | Annual Monthly Hourly | 62,233.60 5,186.13 29.9200 | 65,353.60 5,446.13 31.4200 | 68,619.20 5,718.27 32.9900 | 72,051.20 6,004.27 34.6400 | 75,649.60 6,304.13 36.3700 | 79,435.20 6,619.60 38.1900 | 83,408.00 6,950.67 40.1000 | 85,488.00 7,124.00 41.1000 | 87,630.40 7,302.53 42.1300 |
| Lead Facilities Maintenance Worker | NE | C18 | Annual Monthly Hourly | 62,233.60 5,186.13 29.9200 | 65,353.60 5,446.13 31.4200 | 68,619.20 5,718.27 32.9900 | 72,051.20 6,004.27 34.6400 | 75,649.60 6,304.13 36.3700 | 79,435.20 6,619.60 38.1900 | 83,408.00 6,950.67 40.1000 | 85,488.00 7,124.00 41.1000 | 87,630.40 7,302.53 42.1300 |
| Lead Maintenance Worker | NE | C19 | Annual Monthly Hourly | 65,332.80 5,444.40 31.4100 | 68,598.40 5,716.53 32.9800 | 72,030.40 6,002.53 34.6300 | 75,628.80 6,302.40 36.3600 | 79,414.40 6,617.87 38.1800 | 83,387.20 6,948.93 40.0900 | 87,547.20 7,295.60 42.0900 | 89,731.20 7,477.60 43.1400 | 91,977.60 7,664.80 44.2200 |
| Lead Parks Maintenance Worker | NE | C15 | Annual Monthly Hourly | 53,768.00 4,480.67 25.8500 | 56,451.20 4,704.27 27.1400 | 59,280.00 4,940.00 28.5000 | 62,254.40 5,187.87 29.9300 | 65,374.40 5,447.87 31.4300 | 68,640.00 5,720.00 33.0000 | 72,072.00 6,006.00 34.6500 | 73,881.60 6,156.80 35.5200 | 75,732.80 6,311.07 36.4100 |
| Lead Traffic Sign/Marking Technician | NE | C18 | Annual Monthly Hourly | 62,233.60 5,186.13 29.9200 | 65,353.60 5,446.13 31.4200 | 68,619.20 5,718.27 32.9900 | 72,051.20 6,004.27 34.6400 | 75,649.60 6,304.13 36.3700 | 79,435.20 6,619.60 38.1900 | 83,408.00 6,950.67 40.1000 | 85,488.00 7,124.00 41.1000 | 87,630.40 7,302.53 42.1300 |
| Lead Vehicle/Equipment Technician | NE | C19 | Annual Monthly Hourly | 65,332.80 5,444.40 31.4100 | 68,598.40 5,716.53 32.9800 | 72,030.40 6,002.53 34.6300 | 75,628.80 6,302.40 36.3600 | 79,414.40 6,617.87 38.1800 | 83,387.20 6,948.93 40.0900 | 87,547.20 7,295.60 42.0900 | 89,731.20 7,477.60 43.1400 | 91,977.60 7,664.80 44.2200 |
| Maintenance & Operations Division Manager | DMG | C31 | Annual Monthly Hourly | 117,332.80 9,777.73 56.4100 | 123,198.40 10,266.53 59.2300 | 129,355.20 10,779.60 62.1900 | 135,824.00 11,318.67 65.3000 | 142,625.60 11,885.47 68.5700 | 149,760.00 12,480.00 72.0000 | 157,248.00 13,104.00 75.6000 | 161,179.20 13,431.60 77.4900 | 165,214.40 13,767.87 79.4300 |
| Maintenance Worker I | NE | C12 | Annual Monthly Hourly | 46,446.40 3,870.53 22.3300 | 48,776.00 4,064.67 23.4500 | 51,209.60 4,267.47 24.6200 | 53,768.00 4,480.67 25.8500 | 56,451.20 4,704.27 27.1400 | 59,280.00 4,940.00 28.5000 | 62,254.40 5,187.87 29.9300 | 63,814.40 5,317.87 30.6800 | 65,416.00 5,451.33 31.4500 |

CITY OF MORENO VALLEY

SALARY SCALE - CAREER POSITIONS

EFFECTIVE 07/06/2024

EXHIBIT C

| TITLE | GRP | GRADE | | | | | | | | | | | |
|---|-----|-------|---------|------------|------------|------------|------------|------------|------------|------------|------------|------------|--|
| | | | | A | B | C | D | E | F | G | H | I | |
| | | | | 5.0% | 5.0% | 5.0% | 5.0% | 5.0% | 5.0% | 5.0% | 2.5% | 2.5% | |
| Maintenance Worker II | NE | C15 | Annual | 53,768.00 | 56,451.20 | 59,280.00 | 62,254.40 | 65,374.40 | 68,640.00 | 72,072.00 | 73,881.60 | 75,732.80 | |
| | | | Monthly | 4,480.67 | 4,704.27 | 4,940.00 | 5,187.87 | 5,447.87 | 5,720.00 | 6,006.00 | 6,156.80 | 6,311.07 | |
| | | | Hourly | 25.8500 | 27.1400 | 28.5000 | 29.9300 | 31.4300 | 33.0000 | 34.6500 | 35.5200 | 36.4100 | |
| Maintenance Worker/Work Release Coordinator | NE | C16 | Annual | 56,451.20 | 59,280.00 | 62,254.40 | 65,374.40 | 68,640.00 | 72,072.00 | 75,670.40 | 77,563.20 | 79,497.60 | |
| | | | Monthly | 4,704.27 | 4,940.00 | 5,187.87 | 5,447.87 | 5,720.00 | 6,006.00 | 6,305.87 | 6,463.60 | 6,624.80 | |
| | | | Hourly | 27.1400 | 28.5000 | 29.9300 | 31.4300 | 33.0000 | 34.6500 | 36.3800 | 37.2900 | 38.2200 | |
| Management Aide | NE | C18 | Annual | 62,233.60 | 65,353.60 | 68,619.20 | 72,051.20 | 75,649.60 | 79,435.20 | 83,408.00 | 85,488.00 | 87,630.40 | |
| | | | Monthly | 5,186.13 | 5,446.13 | 5,718.27 | 6,004.27 | 6,304.13 | 6,619.60 | 6,950.67 | 7,124.00 | 7,302.53 | |
| | | | Hourly | 29.9200 | 31.4200 | 32.9900 | 34.6400 | 36.3700 | 38.1900 | 40.1000 | 41.1000 | 42.1300 | |
| Management Analyst | PAM | C24 | Annual | 83,387.20 | 87,547.20 | 91,915.20 | 96,512.00 | 101,337.60 | 106,412.80 | 111,737.60 | 114,524.80 | 117,395.20 | |
| | | | Monthly | 6,948.93 | 7,295.60 | 7,659.60 | 8,042.67 | 8,444.80 | 8,867.73 | 9,311.47 | 9,543.73 | 9,782.93 | |
| | | | Hourly | 40.0900 | 42.0900 | 44.1900 | 46.4000 | 48.7200 | 51.1600 | 53.7200 | 55.0600 | 56.4400 | |
| Management Assistant | PAM | C22 | Annual | 75,628.80 | 79,414.40 | 83,387.20 | 87,547.20 | 91,915.20 | 96,512.00 | 101,337.60 | 103,875.20 | 106,475.20 | |
| | | | Monthly | 6,302.40 | 6,617.87 | 6,948.93 | 7,295.60 | 7,659.60 | 8,042.67 | 8,444.80 | 8,656.27 | 8,872.93 | |
| | | | Hourly | 36.3600 | 38.1800 | 40.0900 | 42.0900 | 44.1900 | 46.4000 | 48.7200 | 49.9400 | 51.1900 | |
| Media & Communications Division Manager | DMG | C33 | Annual | 135,574.40 | 142,355.20 | 149,468.80 | 156,936.00 | 164,777.60 | 173,014.40 | 181,667.20 | 186,201.60 | 190,860.80 | |
| | | | Monthly | 11,297.87 | 11,862.93 | 12,455.73 | 13,078.00 | 13,731.47 | 14,417.87 | 15,138.93 | 15,516.80 | 15,905.07 | |
| | | | Hourly | 65.1800 | 68.4400 | 71.8600 | 75.4500 | 79.2200 | 83.1800 | 87.3400 | 89.5200 | 91.7600 | |
| Network Administrator | PAM | C31 | Annual | 117,332.80 | 123,198.40 | 129,355.20 | 135,824.00 | 142,625.60 | 149,760.00 | 157,248.00 | 161,179.20 | 165,214.40 | |
| | | | Monthly | 9,777.73 | 10,266.53 | 10,779.60 | 11,318.67 | 11,885.47 | 12,480.00 | 13,104.00 | 13,431.60 | 13,767.87 | |
| | | | Hourly | 56.4100 | 59.2300 | 62.1900 | 65.3000 | 68.5700 | 72.0000 | 75.6000 | 77.4900 | 79.4300 | |
| Network & Systems Specialist | PAM | C24 | Annual | 83,387.20 | 87,547.20 | 91,915.20 | 96,512.00 | 101,337.60 | 106,412.80 | 111,737.60 | 114,524.80 | 117,395.20 | |
| | | | Monthly | 6,948.93 | 7,295.60 | 7,659.60 | 8,042.67 | 8,444.80 | 8,867.73 | 9,311.47 | 9,543.73 | 9,782.93 | |
| | | | Hourly | 40.0900 | 42.0900 | 44.1900 | 46.4000 | 48.7200 | 51.1600 | 53.7200 | 55.0600 | 56.4400 | |
| Paralegal | NE | C20 | Annual | 68,598.40 | 72,030.40 | 75,628.80 | 79,414.40 | 83,387.20 | 87,547.20 | 91,915.20 | 94,203.20 | 96,553.60 | |
| | | | Monthly | 5,716.53 | 6,002.53 | 6,302.40 | 6,617.87 | 6,948.93 | 7,295.60 | 7,659.60 | 7,850.27 | 8,046.13 | |
| | | | Hourly | 32.9800 | 34.6300 | 36.3600 | 38.1800 | 40.0900 | 42.0900 | 44.1900 | 45.2900 | 46.4200 | |
| Park Ranger | NE | C16 | Annual | 56,451.20 | 59,280.00 | 62,254.40 | 65,374.40 | 68,640.00 | 72,072.00 | 75,670.40 | 77,563.20 | 79,497.60 | |
| | | | Monthly | 4,704.27 | 4,940.00 | 5,187.87 | 5,447.87 | 5,720.00 | 6,006.00 | 6,305.87 | 6,463.60 | 6,624.80 | |
| | | | Hourly | 27.1400 | 28.5000 | 29.9300 | 31.4300 | 33.0000 | 34.6500 | 36.3800 | 37.2900 | 38.2200 | |
| Parking Control Officer | NE | C12 | Annual | 46,446.40 | 48,776.00 | 51,209.60 | 53,768.00 | 56,451.20 | 59,280.00 | 62,254.40 | 63,814.40 | 65,416.00 | |
| | | | Monthly | 3,870.53 | 4,064.67 | 4,267.47 | 4,480.67 | 4,704.27 | 4,940.00 | 5,187.87 | 5,317.87 | 5,451.33 | |
| | | | Hourly | 22.3300 | 23.4500 | 24.6200 | 25.8500 | 27.1400 | 28.5000 | 29.9300 | 30.6800 | 31.4500 | |
| Parks & Community Services Administration & Financial Services Division Manager | DMG | C30 | Annual | 111,758.40 | 117,353.60 | 123,219.20 | 129,376.00 | 135,844.80 | 142,646.40 | 149,780.80 | 153,524.80 | 157,372.80 | |
| | | | Monthly | 9,313.20 | 9,779.47 | 10,268.27 | 10,781.33 | 11,320.40 | 11,887.20 | 12,481.73 | 12,793.73 | 13,114.40 | |
| | | | Hourly | 53.7300 | 56.4200 | 59.2400 | 62.2000 | 65.3100 | 68.5800 | 72.0100 | 73.8100 | 75.6600 | |
| Parks & Landscape Services Division Manager | DMG | C31 | Annual | 117,332.80 | 123,198.40 | 129,355.20 | 135,824.00 | 142,625.60 | 149,760.00 | 157,248.00 | 161,179.20 | 165,214.40 | |
| | | | Monthly | 9,777.73 | 10,266.53 | 10,779.60 | 11,318.67 | 11,885.47 | 12,480.00 | 13,104.00 | 13,431.60 | 13,767.87 | |
| | | | Hourly | 56.4100 | 59.2300 | 62.1900 | 65.3000 | 68.5700 | 72.0000 | 75.6000 | 77.4900 | 79.4300 | |
| Parks Maintenance Supervisor | PAM | C25 | Annual | 87,568.00 | 91,956.80 | 96,553.60 | 101,379.20 | 106,454.40 | 111,779.20 | 117,374.40 | 120,307.20 | 123,323.20 | |
| | | | Monthly | 7,297.33 | 7,663.07 | 8,046.13 | 8,448.27 | 8,871.20 | 9,314.93 | 9,781.20 | 10,025.60 | 10,276.93 | |
| | | | Hourly | 42.1000 | 44.2100 | 46.4200 | 48.7400 | 51.1800 | 53.7400 | 56.4300 | 57.8400 | 59.2900 | |

CITY OF MORENO VALLEY

SALARY SCALE - CAREER POSITIONS

EFFECTIVE 07/06/2024

EXHIBIT C

| TITLE | GRP | GRADE | | | | | | | | | | |
|--|-----|-------|---------|------------|------------|------------|------------|------------|------------|------------|------------|------------|
| | | | | A | B | C | D | E | F | G | H | I |
| | | | | 5.0% | 5.0% | 5.0% | 5.0% | 5.0% | 5.0% | 5.0% | 2.5% | 2.5% |
| Parks Maintenance Worker | NE | C12 | Annual | 46,446.40 | 48,776.00 | 51,209.60 | 53,768.00 | 56,451.20 | 59,280.00 | 62,254.40 | 63,814.40 | 65,416.00 |
| | | | Monthly | 3,870.53 | 4,064.67 | 4,267.47 | 4,480.67 | 4,704.27 | 4,940.00 | 5,187.87 | 5,317.87 | 5,451.33 |
| | | | Hourly | 22.3300 | 23.4500 | 24.6200 | 25.8500 | 27.1400 | 28.5000 | 29.9300 | 30.6800 | 31.4500 |
| Parks Project Manager | PAM | C25 | Annual | 87,568.00 | 91,956.80 | 96,553.60 | 101,379.20 | 106,454.40 | 111,779.20 | 117,374.40 | 120,307.20 | 123,323.20 |
| | | | Monthly | 7,297.33 | 7,663.07 | 8,046.13 | 8,448.27 | 8,871.20 | 9,314.93 | 9,781.20 | 10,025.60 | 10,276.93 |
| | | | Hourly | 42.1000 | 44.2100 | 46.4200 | 48.7400 | 51.1800 | 53.7400 | 56.4300 | 57.8400 | 59.2900 |
| Payroll Division Manager | DMG | C32 | Annual | 126,131.20 | 132,433.60 | 139,048.00 | 145,995.20 | 153,296.00 | 160,971.20 | 169,020.80 | 173,243.20 | 177,569.60 |
| | | | Monthly | 10,510.93 | 11,036.13 | 11,587.33 | 12,166.27 | 12,774.67 | 13,414.27 | 14,085.07 | 14,436.93 | 14,797.47 |
| | | | Hourly | 60.6400 | 63.6700 | 66.8500 | 70.1900 | 73.7000 | 77.3900 | 81.2600 | 83.2900 | 85.3700 |
| Permit Technician | NE | C18 | Annual | 62,233.60 | 65,353.60 | 68,619.20 | 72,051.20 | 75,649.60 | 79,435.20 | 83,408.00 | 85,488.00 | 87,630.40 |
| | | | Monthly | 5,186.13 | 5,446.13 | 5,718.27 | 6,004.27 | 6,304.13 | 6,619.60 | 6,950.67 | 7,124.00 | 7,302.53 |
| | | | Hourly | 29.9200 | 31.4200 | 32.9900 | 34.6400 | 36.3700 | 38.1900 | 40.1000 | 41.1000 | 42.1300 |
| Planning Division Manager/Official | DMG | C34 | Annual | 145,745.60 | 153,025.60 | 160,680.00 | 168,708.80 | 177,153.60 | 186,014.40 | 195,312.00 | 200,200.00 | 205,212.80 |
| | | | Monthly | 12,145.47 | 12,752.13 | 13,390.00 | 14,059.07 | 14,762.80 | 15,501.20 | 16,276.00 | 16,683.33 | 17,101.07 |
| | | | Hourly | 70.0700 | 73.5700 | 77.2500 | 81.1100 | 85.1700 | 89.4300 | 93.9000 | 96.2500 | 98.6600 |
| Power Supply Manager | PAM | C32 | Annual | 126,131.20 | 132,433.60 | 139,048.00 | 145,995.20 | 153,296.00 | 160,971.20 | 169,020.80 | 173,243.20 | 177,569.60 |
| | | | Monthly | 10,510.93 | 11,036.13 | 11,587.33 | 12,166.27 | 12,774.67 | 13,414.27 | 14,085.07 | 14,436.93 | 14,797.47 |
| | | | Hourly | 60.6400 | 63.6700 | 66.8500 | 70.1900 | 73.7000 | 77.3900 | 81.2600 | 83.2900 | 85.3700 |
| Principal Accountant | PAM | C28 | Annual | 101,358.40 | 106,433.60 | 111,758.40 | 117,353.60 | 123,219.20 | 129,376.00 | 135,844.80 | 139,235.20 | 142,708.80 |
| | | | Monthly | 8,446.53 | 8,869.47 | 9,313.20 | 9,779.47 | 10,268.27 | 10,781.33 | 11,320.40 | 11,602.93 | 11,892.40 |
| | | | Hourly | 48.7300 | 51.1700 | 53.7300 | 56.4200 | 59.2400 | 62.2000 | 65.3100 | 66.9400 | 68.6100 |
| Principal Engineer | DMG | C33 | Annual | 135,574.40 | 142,355.20 | 149,468.80 | 156,936.00 | 164,777.60 | 173,014.40 | 181,667.20 | 186,201.60 | 190,860.80 |
| | | | Monthly | 11,297.87 | 11,862.93 | 12,455.73 | 13,078.00 | 13,731.47 | 14,417.87 | 15,138.93 | 15,516.80 | 15,905.07 |
| | | | Hourly | 65.1800 | 68.4400 | 71.8600 | 75.4500 | 79.2200 | 83.1800 | 87.3400 | 89.5200 | 91.7600 |
| Principal Engineer/City Traffic Engineer | DMG | C33 | Annual | 135,574.40 | 142,355.20 | 149,468.80 | 156,936.00 | 164,777.60 | 173,014.40 | 181,667.20 | 186,201.60 | 190,860.80 |
| | | | Monthly | 11,297.87 | 11,862.93 | 12,455.73 | 13,078.00 | 13,731.47 | 14,417.87 | 15,138.93 | 15,516.80 | 15,905.07 |
| | | | Hourly | 65.1800 | 68.4400 | 71.8600 | 75.4500 | 79.2200 | 83.1800 | 87.3400 | 89.5200 | 91.7600 |
| Principal Planner | PAM | C33 | Annual | 135,574.40 | 142,355.20 | 149,468.80 | 156,936.00 | 164,777.60 | 173,014.40 | 181,667.20 | 186,201.60 | 190,860.80 |
| | | | Monthly | 11,297.87 | 11,862.93 | 12,455.73 | 13,078.00 | 13,731.47 | 14,417.87 | 15,138.93 | 15,516.80 | 15,905.07 |
| | | | Hourly | 65.1800 | 68.4400 | 71.8600 | 75.4500 | 79.2200 | 83.1800 | 87.3400 | 89.5200 | 91.7600 |
| Program Analyst | PAM | C24 | Annual | 83,387.20 | 87,547.20 | 91,915.20 | 96,512.00 | 101,337.60 | 106,412.80 | 111,737.60 | 114,524.80 | 117,395.20 |
| | | | Monthly | 6,948.93 | 7,295.60 | 7,659.60 | 8,042.67 | 8,444.80 | 8,867.73 | 9,311.47 | 9,543.73 | 9,782.93 |
| | | | Hourly | 40.0900 | 42.0900 | 44.1900 | 46.4000 | 48.7200 | 51.1600 | 53.7200 | 55.0600 | 56.4400 |
| Public Information/Intergovernmental Relations Officer | PAM | C28 | Annual | 101,358.40 | 106,433.60 | 111,758.40 | 117,353.60 | 123,219.20 | 129,376.00 | 135,844.80 | 139,235.20 | 142,708.80 |
| | | | Monthly | 8,446.53 | 8,869.47 | 9,313.20 | 9,779.47 | 10,268.27 | 10,781.33 | 11,320.40 | 11,602.93 | 11,892.40 |
| | | | Hourly | 48.7300 | 51.1700 | 53.7300 | 56.4200 | 59.2400 | 62.2000 | 65.3100 | 66.9400 | 68.6100 |
| Public Safety Contracts Administrator | DMG | C30 | Annual | 111,758.40 | 117,353.60 | 123,219.20 | 129,376.00 | 135,844.80 | 142,646.40 | 149,780.80 | 153,524.80 | 157,372.80 |
| | | | Monthly | 9,313.20 | 9,779.47 | 10,268.27 | 10,781.33 | 11,320.40 | 11,887.20 | 12,481.73 | 12,793.73 | 13,114.40 |
| | | | Hourly | 53.7300 | 56.4200 | 59.2400 | 62.2000 | 65.3100 | 68.5800 | 72.0100 | 73.8100 | 75.6600 |
| Purchasing Division Manager | DMG | C32 | Annual | 126,131.20 | 132,433.60 | 139,048.00 | 145,995.20 | 153,296.00 | 160,971.20 | 169,020.80 | 173,243.20 | 177,569.60 |
| | | | Monthly | 10,510.93 | 11,036.13 | 11,587.33 | 12,166.27 | 12,774.67 | 13,414.27 | 14,085.07 | 14,436.93 | 14,797.47 |
| | | | Hourly | 60.6400 | 63.6700 | 66.8500 | 70.1900 | 73.7000 | 77.3900 | 81.2600 | 83.2900 | 85.3700 |

CITY OF MORENO VALLEY

SALARY SCALE - CAREER POSITIONS

EFFECTIVE 07/06/2024

EXHIBIT C

| TITLE | GRP | GRADE | | | | | | | | | | |
|--------------------------------------|-----|-------|---------|------------|------------|------------|------------|------------|------------|------------|------------|------------|
| | | | | A | B | C | D | E | F | G | H | I |
| | | | | 5.0% | | 5.0% | 5.0% | 5.0% | 5.0% | 5.0% | 2.5% | 2.5% |
| Recycling Specialist | NE | C16 | Annual | 56,451.20 | 59,280.00 | 62,254.40 | 65,374.40 | 68,640.00 | 72,072.00 | 75,670.40 | 77,563.20 | 79,497.60 |
| | | | Monthly | 4,704.27 | 4,940.00 | 5,187.87 | 5,447.87 | 5,720.00 | 6,006.00 | 6,305.87 | 6,463.60 | 6,624.80 |
| | | | Hourly | 27.1400 | 28.5000 | 29.9300 | 31.4300 | 33.0000 | 34.6500 | 36.3800 | 37.2900 | 38.2200 |
| Registered Veterinary Technician | NE | C16 | Annual | 56,451.20 | 59,280.00 | 62,254.40 | 65,374.40 | 68,640.00 | 72,072.00 | 75,670.40 | 77,563.20 | 79,497.60 |
| | | | Monthly | 4,704.27 | 4,940.00 | 5,187.87 | 5,447.87 | 5,720.00 | 6,006.00 | 6,305.87 | 6,463.60 | 6,624.80 |
| | | | Hourly | 27.1400 | 28.5000 | 29.9300 | 31.4300 | 33.0000 | 34.6500 | 36.3800 | 37.2900 | 38.2200 |
| Security Guard | NE | C08 | Annual | 38,209.60 | 40,123.20 | 42,120.00 | 44,220.80 | 46,425.60 | 48,755.20 | 51,188.80 | 52,478.40 | 53,788.80 |
| | | | Monthly | 3,184.13 | 3,343.60 | 3,510.00 | 3,685.07 | 3,868.80 | 4,062.93 | 4,265.73 | 4,373.20 | 4,482.40 |
| | | | Hourly | 18.3700 | 19.2900 | 20.2500 | 21.2600 | 22.3200 | 23.4400 | 24.6100 | 25.2300 | 25.8600 |
| Senior Accountant | PAM | C25 | Annual | 87,568.00 | 91,956.80 | 96,553.60 | 101,379.20 | 106,454.40 | 111,779.20 | 117,374.40 | 120,307.20 | 123,323.20 |
| | | | Monthly | 7,297.33 | 7,663.07 | 8,046.13 | 8,448.27 | 8,871.20 | 9,314.93 | 9,781.20 | 10,025.60 | 10,276.93 |
| | | | Hourly | 42.1000 | 44.2100 | 46.4200 | 48.7400 | 51.1800 | 53.7400 | 56.4300 | 57.8400 | 59.2900 |
| Senior Administrative Assistant | NE | C17 | Annual | 59,280.00 | 62,254.40 | 65,374.40 | 68,640.00 | 72,072.00 | 75,670.40 | 79,456.00 | 81,452.80 | 83,491.20 |
| | | | Monthly | 4,940.00 | 5,187.87 | 5,447.87 | 5,720.00 | 6,006.00 | 6,305.87 | 6,621.33 | 6,787.73 | 6,957.60 |
| | | | Hourly | 28.5000 | 29.9300 | 31.4300 | 33.0000 | 34.6500 | 36.3800 | 38.2000 | 39.1600 | 40.1400 |
| Senior Applications Analyst | PAM | C27 | Annual | 96,532.80 | 101,358.40 | 106,433.60 | 111,758.40 | 117,353.60 | 123,219.20 | 129,376.00 | 132,620.80 | 135,928.00 |
| | | | Monthly | 8,044.40 | 8,446.53 | 8,869.47 | 9,313.20 | 9,779.47 | 10,268.27 | 10,781.33 | 11,051.73 | 11,327.33 |
| | | | Hourly | 46.4100 | 48.7300 | 51.1700 | 53.7300 | 56.4200 | 59.2400 | 62.2000 | 63.7600 | 65.3500 |
| Senior Building Inspector | PAM | C25 | Annual | 87,568.00 | 91,956.80 | 96,553.60 | 101,379.20 | 106,454.40 | 111,779.20 | 117,374.40 | 120,307.20 | 123,323.20 |
| | | | Monthly | 7,297.33 | 7,663.07 | 8,046.13 | 8,448.27 | 8,871.20 | 9,314.93 | 9,781.20 | 10,025.60 | 10,276.93 |
| | | | Hourly | 42.1000 | 44.2100 | 46.4200 | 48.7400 | 51.1800 | 53.7400 | 56.4300 | 57.8400 | 59.2900 |
| Senior Community Enhancement Officer | PAM | C22 | Annual | 75,628.80 | 79,414.40 | 83,387.20 | 87,547.20 | 91,915.20 | 96,512.00 | 101,337.60 | 103,875.20 | 106,475.20 |
| | | | Monthly | 6,302.40 | 6,617.87 | 6,948.93 | 7,295.60 | 7,659.60 | 8,042.67 | 8,444.80 | 8,656.27 | 8,872.93 |
| | | | Hourly | 36.3600 | 38.1800 | 40.0900 | 42.0900 | 44.1900 | 46.4000 | 48.7200 | 49.9400 | 51.1900 |
| Senior Construction Inspector | PAM | C23 | Annual | 79,435.20 | 83,408.00 | 87,588.80 | 91,977.60 | 96,574.40 | 101,400.00 | 106,475.20 | 109,137.60 | 111,862.40 |
| | | | Monthly | 6,619.60 | 6,950.67 | 7,299.07 | 7,664.80 | 8,047.87 | 8,450.00 | 8,872.93 | 9,094.80 | 9,321.87 |
| | | | Hourly | 38.1900 | 40.1000 | 42.1100 | 44.2200 | 46.4300 | 48.7500 | 51.1900 | 52.4700 | 53.7800 |
| Senior Deputy City Clerk | DMG | C30 | Annual | 111,758.40 | 117,353.60 | 123,219.20 | 129,376.00 | 135,844.80 | 142,646.40 | 149,780.80 | 153,524.80 | 157,372.80 |
| | | | Monthly | 9,313.20 | 9,779.47 | 10,268.27 | 10,781.33 | 11,320.40 | 11,887.20 | 12,481.73 | 12,793.73 | 13,114.40 |
| | | | Hourly | 53.7300 | 56.4200 | 59.2400 | 62.2000 | 65.3100 | 68.5800 | 72.0100 | 73.8100 | 75.6600 |
| Senior Electrical Engineer | PAM | C31 | Annual | 117,332.80 | 123,198.40 | 129,355.20 | 135,824.00 | 142,625.60 | 149,760.00 | 157,248.00 | 161,179.20 | 165,214.40 |
| | | | Monthly | 9,777.73 | 10,266.53 | 10,779.60 | 11,318.67 | 11,885.47 | 12,480.00 | 13,104.00 | 13,431.60 | 13,767.87 |
| | | | Hourly | 56.4100 | 59.2300 | 62.1900 | 65.3000 | 68.5700 | 72.0000 | 75.6000 | 77.4900 | 79.4300 |
| Senior Engineer, P.E. | PAM | C31 | Annual | 117,332.80 | 123,198.40 | 129,355.20 | 135,824.00 | 142,625.60 | 149,760.00 | 157,248.00 | 161,179.20 | 165,214.40 |
| | | | Monthly | 9,777.73 | 10,266.53 | 10,779.60 | 11,318.67 | 11,885.47 | 12,480.00 | 13,104.00 | 13,431.60 | 13,767.87 |
| | | | Hourly | 56.4100 | 59.2300 | 62.1900 | 65.3000 | 68.5700 | 72.0000 | 75.6000 | 77.4900 | 79.4300 |
| Senior Equipment Operator | NE | C18 | Annual | 62,233.60 | 65,353.60 | 68,619.20 | 72,051.20 | 75,649.60 | 79,435.20 | 83,408.00 | 85,488.00 | 87,630.40 |
| | | | Monthly | 5,186.13 | 5,446.13 | 5,718.27 | 6,004.27 | 6,304.13 | 6,619.60 | 6,950.67 | 7,124.00 | 7,302.53 |
| | | | Hourly | 29.9200 | 31.4200 | 32.9900 | 34.6400 | 36.3700 | 38.1900 | 40.1000 | 41.1000 | 42.1300 |
| Senior Graphics Designer | NE | C19 | Annual | 65,332.80 | 68,598.40 | 72,030.40 | 75,628.80 | 79,414.40 | 83,387.20 | 87,547.20 | 89,731.20 | 91,977.60 |
| | | | Monthly | 5,444.40 | 5,716.53 | 6,002.53 | 6,302.40 | 6,617.87 | 6,948.93 | 7,295.60 | 7,477.60 | 7,664.80 |
| | | | Hourly | 31.4100 | 32.9800 | 34.6300 | 36.3600 | 38.1800 | 40.0900 | 42.0900 | 43.1400 | 44.2200 |

CITY OF MORENO VALLEY

SALARY SCALE - CAREER POSITIONS

EFFECTIVE 07/06/2024

EXHIBIT C

| TITLE | GRP | GRADE | | | | | | | | | | |
|--|-----|-------|-----------------------------|------------------------------------|------------------------------------|------------------------------------|------------------------------------|------------------------------------|------------------------------------|------------------------------------|------------------------------------|------------------------------------|
| | | | | A | B | C | D | E | F | G | H | I |
| | | | | 5.0% | 5.0% | 5.0% | 5.0% | 5.0% | 5.0% | 5.0% | 2.5% | 2.5% |
| Senior Human Resources Analyst | PAM | C27 | Annual Monthly Hourly | 96,532.80 8,044.40 46.4100 | 101,358.40 8,446.53 48.7300 | 106,433.60 8,869.47 51.1700 | 111,758.40 9,313.20 53.7300 | 117,353.60 9,779.47 56.4200 | 123,219.20 10,268.27 59.2400 | 129,376.00 10,781.33 62.2000 | 132,620.80 11,051.73 63.7600 | 135,928.00 11,327.33 65.3500 |
| Senior Landscape Services Inspector | PAM | C20 | Annual Monthly Hourly | 68,598.40 5,716.53 32.9800 | 72,030.40 6,002.53 34.6300 | 75,628.80 6,302.40 36.3600 | 79,414.40 6,617.87 38.1800 | 83,387.20 6,948.93 40.0900 | 87,547.20 7,295.60 42.0900 | 91,915.20 7,659.60 44.1900 | 94,203.20 7,850.27 45.2900 | 96,553.60 8,046.13 46.4200 |
| Senior Management Analyst | PAM | C27 | Annual Monthly Hourly | 96,532.80 8,044.40 46.4100 | 101,358.40 8,446.53 48.7300 | 106,433.60 8,869.47 51.1700 | 111,758.40 9,313.20 53.7300 | 117,353.60 9,779.47 56.4200 | 123,219.20 10,268.27 59.2400 | 129,376.00 10,781.33 62.2000 | 132,620.80 11,051.73 63.7600 | 135,928.00 11,327.33 65.3500 |
| Senior Office Assistant | NE | C13 | Annual Monthly Hourly | 48,755.20 4,062.93 23.4400 | 51,188.80 4,265.73 24.6100 | 53,747.20 4,478.93 25.8400 | 56,430.40 4,702.53 27.1300 | 59,259.20 4,938.27 28.4900 | 62,212.80 5,184.40 29.9100 | 65,332.80 5,444.40 31.4100 | 66,976.00 5,581.33 32.2000 | 68,660.80 5,721.73 33.0100 |
| Senior Parking Control Officer | NE | C14 | Annual Monthly Hourly | 51,209.60 4,267.47 24.6200 | 53,768.00 4,480.67 25.8500 | 56,451.20 4,704.27 27.1400 | 59,280.00 4,940.00 28.5000 | 62,254.40 5,187.87 29.9300 | 65,374.40 5,447.87 31.4300 | 68,640.00 5,720.00 33.0000 | 70,366.40 5,863.87 33.8300 | 72,134.40 6,011.20 34.6800 |
| Senior Parks Maintenance Technician | NE | C19 | Annual Monthly Hourly | 65,332.80 5,444.40 31.4100 | 68,598.40 5,716.53 32.9800 | 72,030.40 6,002.53 34.6300 | 75,628.80 6,302.40 36.3600 | 79,414.40 6,617.87 38.1800 | 83,387.20 6,948.93 40.0900 | 87,547.20 7,295.60 42.0900 | 89,731.20 7,477.60 43.1400 | 91,977.60 7,664.80 44.2200 |
| Senior Payroll Technician | NE | C18 | Annual Monthly Hourly | 62,233.60 5,186.13 29.9200 | 65,353.60 5,446.13 31.4200 | 68,619.20 5,718.27 32.9900 | 72,051.20 6,004.27 34.6400 | 75,649.60 6,304.13 36.3700 | 79,435.20 6,619.60 38.1900 | 83,408.00 6,950.67 40.1000 | 85,488.00 7,124.00 41.1000 | 87,630.40 7,302.53 42.1300 |
| Senior Permit Technician | NE | C20 | Annual Monthly Hourly | 68,598.40 5,716.53 32.9800 | 72,030.40 6,002.53 34.6300 | 75,628.80 6,302.40 36.3600 | 79,414.40 6,617.87 38.1800 | 83,387.20 6,948.93 40.0900 | 87,547.20 7,295.60 42.0900 | 91,915.20 7,659.60 44.1900 | 94,203.20 7,850.27 45.2900 | 96,553.60 8,046.13 46.4200 |
| Senior Planner | PAM | C27 | Annual Monthly Hourly | 96,532.80 8,044.40 46.4100 | 101,358.40 8,446.53 48.7300 | 106,433.60 8,869.47 51.1700 | 111,758.40 9,313.20 53.7300 | 117,353.60 9,779.47 56.4200 | 123,219.20 10,268.27 59.2400 | 129,376.00 10,781.33 62.2000 | 132,620.80 11,051.73 63.7600 | 135,928.00 11,327.33 65.3500 |
| Senior Risk Analyst | PAM | C27 | Annual Monthly Hourly | 96,532.80 8,044.40 46.4100 | 101,358.40 8,446.53 48.7300 | 106,433.60 8,869.47 51.1700 | 111,758.40 9,313.20 53.7300 | 117,353.60 9,779.47 56.4200 | 123,219.20 10,268.27 59.2400 | 129,376.00 10,781.33 62.2000 | 132,620.80 11,051.73 63.7600 | 135,928.00 11,327.33 65.3500 |
| Senior Telecommunications Technician | NE | C22 | Annual Monthly Hourly | 75,628.80 6,302.40 36.3600 | 79,414.40 6,617.87 38.1800 | 83,387.20 6,948.93 40.0900 | 87,547.20 7,295.60 42.0900 | 91,915.20 7,659.60 44.1900 | 96,512.00 8,042.67 46.4000 | 101,337.60 8,444.80 48.7200 | 103,875.20 8,656.27 49.9400 | 106,475.20 8,872.93 51.1900 |
| Senior Traffic Signal Technician | PAM | C23 | Annual Monthly Hourly | 79,435.20 6,619.60 38.1900 | 83,408.00 6,950.67 40.1000 | 87,588.80 7,299.07 42.1100 | 91,977.60 7,664.80 44.2200 | 96,574.40 8,047.87 46.4300 | 101,400.00 8,450.00 48.7500 | 106,475.20 8,872.93 51.1900 | 109,137.60 9,094.80 52.4700 | 111,862.40 9,321.87 53.7800 |
| Special Districts Division Manager | DMG | C34 | Annual Monthly Hourly | 145,745.60 12,145.47 70.0700 | 153,025.60 12,752.13 73.5700 | 160,680.00 13,390.00 77.2500 | 168,708.80 14,059.07 81.1100 | 177,153.60 14,762.80 85.1700 | 186,014.40 15,501.20 89.4300 | 195,312.00 16,276.00 93.9000 | 200,200.00 16,683.33 96.2500 | 205,212.80 17,101.07 98.6600 |
| Special Events & Facilities Division Manager | DMG | C30 | Annual Monthly Hourly | 111,758.40 9,313.20 53.7300 | 117,353.60 9,779.47 56.4200 | 123,219.20 10,268.27 59.2400 | 129,376.00 10,781.33 62.2000 | 135,844.80 11,320.40 65.3100 | 142,646.40 11,887.20 68.5800 | 149,780.80 12,481.73 72.0100 | 153,524.80 12,793.73 73.8100 | 157,372.80 13,114.40 75.6600 |

CITY OF MORENO VALLEY

SALARY SCALE - CAREER POSITIONS

EFFECTIVE 07/06/2024

EXHIBIT C

| TITLE | GRP | GRADE | | | | | | | | | | | |
|---|-----|-------|---------|------------|------------|------------|------------|------------|------------|------------|------------|------------|--|
| | | | | A | B | C | D | E | F | G | H | I | |
| | | | | 5.0% | 5.0% | 5.0% | 5.0% | 5.0% | 5.0% | 5.0% | 2.5% | 2.5% | |
| Storekeeper | NE | C14 | Annual | 51,209.60 | 53,768.00 | 56,451.20 | 59,280.00 | 62,254.40 | 65,374.40 | 68,640.00 | 70,366.40 | 72,134.40 | |
| | | | Monthly | 4,267.47 | 4,480.67 | 4,704.27 | 4,940.00 | 5,187.87 | 5,447.87 | 5,720.00 | 5,863.87 | 6,011.20 | |
| | | | Hourly | 24.6200 | 25.8500 | 27.1400 | 28.5000 | 29.9300 | 31.4300 | 33.0000 | 33.8300 | 34.6800 | |
| Strategic Initiatives Manager | DMG | C34 | Annual | 145,745.60 | 153,025.60 | 160,680.00 | 168,708.80 | 177,153.60 | 186,014.40 | 195,312.00 | 200,200.00 | 205,212.80 | |
| | | | Monthly | 12,145.47 | 12,752.13 | 13,390.00 | 14,059.07 | 14,762.80 | 15,501.20 | 16,276.00 | 16,683.33 | 17,101.07 | |
| | | | Hourly | 70.0700 | 73.5700 | 77.2500 | 81.1100 | 85.1700 | 89.4300 | 93.9000 | 96.2500 | 98.6600 | |
| Street Maintenance Supervisor | PAM | C25 | Annual | 87,568.00 | 91,956.80 | 96,553.60 | 101,379.20 | 106,454.40 | 111,779.20 | 117,374.40 | 120,307.20 | 123,323.20 | |
| | | | Monthly | 7,297.33 | 7,663.07 | 8,046.13 | 8,448.27 | 8,871.20 | 9,314.93 | 9,781.20 | 10,025.60 | 10,276.93 | |
| | | | Hourly | 42.1000 | 44.2100 | 46.4200 | 48.7400 | 51.1800 | 53.7400 | 56.4300 | 57.8400 | 59.2900 | |
| Telecommunications Engineer/Administrator | PAM | C29 | Annual | 106,412.80 | 111,737.60 | 117,332.80 | 123,198.40 | 129,355.20 | 135,824.00 | 142,625.60 | 146,182.40 | 149,843.20 | |
| | | | Monthly | 8,867.73 | 9,311.47 | 9,777.73 | 10,266.53 | 10,779.60 | 11,318.67 | 11,885.47 | 12,181.87 | 12,486.93 | |
| | | | Hourly | 51.1600 | 53.7200 | 56.4100 | 59.2300 | 62.1900 | 65.3000 | 68.5700 | 70.2800 | 72.0400 | |
| Telecommunications Technician | NE | C20 | Annual | 68,598.40 | 72,030.40 | 75,628.80 | 79,414.40 | 83,387.20 | 87,547.20 | 91,915.20 | 94,203.20 | 96,553.60 | |
| | | | Monthly | 5,716.53 | 6,002.53 | 6,302.40 | 6,617.87 | 6,948.93 | 7,295.60 | 7,659.60 | 7,850.27 | 8,046.13 | |
| | | | Hourly | 32.9800 | 34.6300 | 36.3600 | 38.1800 | 40.0900 | 42.0900 | 44.1900 | 45.2900 | 46.4200 | |
| Traffic Operations Supervisor | PAM | C26 | Annual | 91,936.00 | 96,532.80 | 101,358.40 | 106,433.60 | 111,758.40 | 117,353.60 | 123,219.20 | 126,297.60 | 129,459.20 | |
| | | | Monthly | 7,661.33 | 8,044.40 | 8,446.53 | 8,869.47 | 9,313.20 | 9,779.47 | 10,268.27 | 10,524.80 | 10,788.27 | |
| | | | Hourly | 44.2000 | 46.4100 | 48.7300 | 51.1700 | 53.7300 | 56.4200 | 59.2400 | 60.7200 | 62.2400 | |
| Traffic Signal Technician | NE | C22 | Annual | 75,628.80 | 79,414.40 | 83,387.20 | 87,547.20 | 91,915.20 | 96,512.00 | 101,337.60 | 103,875.20 | 106,475.20 | |
| | | | Monthly | 6,302.40 | 6,617.87 | 6,948.93 | 7,295.60 | 7,659.60 | 8,042.67 | 8,444.80 | 8,656.27 | 8,872.93 | |
| | | | Hourly | 36.3600 | 38.1800 | 40.0900 | 42.0900 | 44.1900 | 46.4000 | 48.7200 | 49.9400 | 51.1900 | |
| Traffic Sign/Marking Technician I | NE | C13 | Annual | 48,755.20 | 51,188.80 | 53,747.20 | 56,430.40 | 59,259.20 | 62,212.80 | 65,332.80 | 66,976.00 | 68,660.80 | |
| | | | Monthly | 4,062.93 | 4,265.73 | 4,478.93 | 4,702.53 | 4,938.27 | 5,184.40 | 5,444.40 | 5,581.33 | 5,721.73 | |
| | | | Hourly | 23.4400 | 24.6100 | 25.8400 | 27.1300 | 28.4900 | 29.9100 | 31.4100 | 32.2000 | 33.0100 | |
| Traffic Sign/Marking Technician II | NE | C15 | Annual | 53,768.00 | 56,451.20 | 59,280.00 | 62,254.40 | 65,374.40 | 68,640.00 | 72,072.00 | 73,881.60 | 75,732.80 | |
| | | | Monthly | 4,480.67 | 4,704.27 | 4,940.00 | 5,187.87 | 5,447.87 | 5,720.00 | 6,006.00 | 6,156.80 | 6,311.07 | |
| | | | Hourly | 25.8500 | 27.1400 | 28.5000 | 29.9300 | 31.4300 | 33.0000 | 34.6500 | 35.5200 | 36.4100 | |
| Utility Finance Manager | PAM | C28 | Annual | 101,358.40 | 106,433.60 | 111,758.40 | 117,353.60 | 123,219.20 | 129,376.00 | 135,844.80 | 139,235.20 | 142,708.80 | |
| | | | Monthly | 8,446.53 | 8,869.47 | 9,313.20 | 9,779.47 | 10,268.27 | 10,781.33 | 11,320.40 | 11,602.93 | 11,892.40 | |
| | | | Hourly | 48.7300 | 51.1700 | 53.7300 | 56.4200 | 59.2400 | 62.2000 | 65.3100 | 66.9400 | 68.6100 | |
| Vehicle/Equipment Technician | NE | C17 | Annual | 59,280.00 | 62,254.40 | 65,374.40 | 68,640.00 | 72,072.00 | 75,670.40 | 79,456.00 | 81,452.80 | 83,491.20 | |
| | | | Monthly | 4,940.00 | 5,187.87 | 5,447.87 | 5,720.00 | 6,006.00 | 6,305.87 | 6,621.33 | 6,787.73 | 6,957.60 | |
| | | | Hourly | 28.5000 | 29.9300 | 31.4300 | 33.0000 | 34.6500 | 36.3800 | 38.2000 | 39.1600 | 40.1400 | |

CITY OF MORENO VALLEY

SALARY SCALE - EXECUTIVE POSITIONS
EFFECTIVE 07/06/2024

EXHIBIT C

| TITLE | GRP | GRADE | Description | | Minimum | Maximum |
|--|-----|-------|-----------------|---------|------------|------------|
| Assistant City Manager (Administration) | EMG | 106 | 7.5% Above 105 | Annual | 188,323.20 | 299,936.00 |
| | | | | Monthly | 15,693.60 | 24,994.67 |
| | | | | Hourly | 90.5400 | 144.2000 |
| Assistant City Manager (Development) | EMG | 106 | 7.5% Above 105 | Annual | 188,323.20 | 299,936.00 |
| | | | | Monthly | 15,693.60 | 24,994.67 |
| | | | | Hourly | 90.5400 | 144.2000 |
| Chief Financial Officer | EMG | 105 | 7.5% Above 104 | Annual | 175,177.60 | 279,011.20 |
| | | | | Monthly | 14,598.13 | 23,250.93 |
| | | | | Hourly | 84.2200 | 134.1400 |
| City Council Member | ELE | | Set by Vote/Ord | | | |
| City Manager | CMG | 109 | Per contract | Annual | 268,132.80 | 427,044.80 |
| | | | | Monthly | 22,344.40 | 35,587.07 |
| | | | | Hourly | 128.9100 | 205.3100 |
| Community Development Director | EMG | 104 | 7.5% Above 103 | Annual | 162,968.00 | 259,542.40 |
| | | | | Monthly | 13,580.67 | 21,628.53 |
| | | | | Hourly | 78.3500 | 124.7800 |
| Economic Development & Housing Director | EMG | 104 | 7.5% Above 103 | Annual | 162,968.00 | 259,542.40 |
| | | | | Monthly | 13,580.67 | 21,628.53 |
| | | | | Hourly | 78.3500 | 124.7800 |
| Human Resources Director | EMG | 104 | 7.5% Above 103 | Annual | 162,968.00 | 259,542.40 |
| | | | | Monthly | 13,580.67 | 21,628.53 |
| | | | | Hourly | 78.3500 | 124.7800 |
| Manager of the Office of Mayor & City Council/City Clerk | EMG | 101 | 7.5% Above 100 | Annual | 131,185.60 | 208,915.20 |
| | | | | Monthly | 10,932.13 | 17,409.60 |
| | | | | Hourly | 63.0700 | 100.4400 |
| Parks & Community Services Director | EMG | 104 | 7.5% Above 103 | Annual | 162,968.00 | 259,542.40 |
| | | | | Monthly | 13,580.67 | 21,628.53 |
| | | | | Hourly | 78.3500 | 124.7800 |
| Public Works Director/City Engineer | EMG | 105 | 7.5% Above 104 | Annual | 175,177.60 | 279,011.20 |
| | | | | Monthly | 14,598.13 | 23,250.93 |
| | | | | Hourly | 84.2200 | 134.1400 |

Council Electronic Communication Policy

- I. **PURPOSE:** The use of electronic media is necessary and useful for City Council to improve communication and efficiently perform their City duties. This policy aims to ensure the proper use of the City's electronic media and to set out the policy the City Council members will follow when using electronic media and the City's electronic communication system. This policy will also inform the users about the requirements of the applicable laws, including the Public Records Act and Brown Act. This policy is applicable to all City Council members. Members of the City Council's Advisory Commissions and Boards shall not be provided with City-issued or maintained email accounts or access to the City's internal electronic communication system. As such, any communications by and between a Commissioner or Board member (using a private email address) and a non-City official shall not be recognized or acknowledged as an official record of the City.
- II. **DEFINITIONS:**
- A. **City's Electronic Communication System** – City-owned devices or products designed to electronically process, transmit, or store information such as computers, iPads, cell and smartphones, printers, modems, data files, text, and e-mail messages.
 - B. **User** – a City Council member who uses the City's electronic communication system.
 - C. **E-Communication** – electronic text or visual communication and attachments distributed via e-mail, websites, instant messaging, text messaging, Twitter, or comparable services.
 - D. **Electronic Media** – a method for processing or transmitting information in electronic form, including E-Communication, software programs, and the Internet.
- III. **POLICY:**
- A. **Procedures for Electronic Communications.** City Council Members will be issued accounts for use of City electronic media for E-Communication on City business. E-Communication from a Council Member represents and reflects upon the City's public image and integrity. City Council Members should ensure that their messages are respectful, professional, and are consistent with City policies. E-communication should be written or otherwise presented in the same professional and respectful manner as paper communications. The City's Electronic Communication System shall be used only for City business.
 - B. **No Use of Personal E-Communication.** Users should not use their home or business E-Communication accounts or addresses for any communication pertaining to City business. When using E-Communication pertaining to the City's business, Users should communicate with the public and staff solely via their designated City E-Communication addresses. Users should not commingle E-Communication pertaining to City business with E-Communication pertaining to their home or business. Under applicable laws, Users' personal E-Communication devices are subject to the provisions of the Public Records Act if they contain E-Communications pertaining to the City's business.
 - C. **Electronic Communications among City Council members.** Communications from a City Council member to another City Council member or members concerning City business should be "one way" and marked "For Information Only—Do Not Reply" or

Council Electronic Communication Policy

something similar.

- D. Electronic Communication by a Quorum of the City Council.** A majority of the members of the City Council shall not send or exchange facts about or engage in discussions regarding City issues via E-Communication, including chat rooms, news groups, online forums, weblogs, Twitter feeds, or list-serves (collectively referred to as “Internet forums”).
- E. Electronic Communications from the Public.** The public may electronically communicate with the City Council through the City’s Website on the [City Council web page](#).
- 1) E-Communication from the public addressed to the City Council will be distributed to each City Council member. E-Communication addressed to the City Council will also be forwarded to the City Clerk.
 - 2) E-Communication from the public addressed to more than a quorum of the City Council shall be forwarded by the recipients to the City Clerk (for the City Council). These E-Communications will be distributed and responded to in accordance with paragraph E.1, above.
 - 3) Upon receipt of an E-Communication addressed to less than a quorum of the City Council, the recipient may: 1) treat it as an individual communication to which he or she may or may not respond; 2) inform the City Council of the communication at a properly noticed meeting; or 3) ask the City Clerk to forward to the full City Council as part of its information packet for the next available City Council meeting. Such E-Communication may also be forwarded to staff for response as set out in Section G, below.
- F. City Electronic Communications with the Public.** City staff will post official information on upcoming and prior City Council meetings, workshops and events on the City Website. City Council agendas and minutes will be posted for the current and prior calendar year. Additional materials may be posted at the discretion of the City Manager or Manager’s designee.
- G. Use of E-Communication During Meetings.** City Council members should not use E-Communication at any time during a meeting of the City Council at which he or she is in attendance. The foregoing limitation shall not apply to receipt of telephone calls or text messages from family members in the event of an urgent family matter; a City Council member wishing to respond to such a message during the meeting shall do so during a recess or shall excuse him or herself from the meeting to place the return call or text in a manner that does not disrupt the meeting.
- H. City Participation in Internet Forums.** The City will not generally answer questions or respond to comments made in Internet forums. The City will post answers to such questions on its website if deemed appropriate by the Mayor or the City Manager or at the direction of the City Council. If a City Council member desires staff to prepare a response to a question or comment received by E-Communication or made in an Internet forum, the City Council may forward the question or comment to the City Manager and request that staff

Council Electronic Communication Policy

prepare an appropriate response in a reasonable period of time. If preparation of a response will require significant staff time to research or draft the response, an interim response to the questioner or commenter will be sent as soon as possible acknowledging receipt of the inquiry and informing the sender that a response is being prepared.

IV. Specific Procedures

- A. Retention of E-Mail.** The City electronically archives E-Communications in accordance with the City's Records Retention schedule. E-Communications that constitute preliminary drafts, notes, or intra-agency or interagency memoranda that are not retained by the City in the ordinary course of business are not required to be archived and should be deleted. The City Clerk and City Attorney are available to assist users in determining how to address questions concerning the application of these procedures.
- B. Preservation of Evidence.** Law requires parties to preserve all evidence that maybe relevant if they have knowledge of threatened or pending litigation. In the event of a pending or potential litigation, the City Attorney may request in writing that all E-Communications be preserved until such litigation is concluded or the threat abated. Such preservation overrides regular retention policies.
- C. Public Records Act.** City records, whether paper or electronic, are governed by the disclosure requirements of the Public Records Act. Disclosure may be required regardless of who sends or receives a communication or document. In the event that the City receives a request for disclosure of City records that includes E-Communication, the City Council Electronic Communications person responsible for the requested records must use his or her best efforts to preserve and provide all City E-Communication covered by the request, including those contained in their personal devices if any.
- D. Confidentiality.**
- 1) California law requires that certain information be treated as confidential and not be distributed to others inside or outside the City who do not have authorization to view such information. City Council may occasionally receive confidential electronic information. Some examples of confidential information are: information relating to litigation or potential litigation or other attorney-client communication, information relating to labor negotiations, or information relating to confidential real estate negotiations. When City Council receive confidential information, it should be marked or tagged "Confidential Information" so that City Council are alerted to the nature of the information.
 - 2) Confidential information shall not be sent or forwarded to individuals or entities not authorized to receive that information, including City employees not authorized to view such information.
 - 3) City Council shall exercise additional caution in sending confidential information by E-Communication as compared to written format because of the ease with which such information can lose confidentiality by inadvertent or intentional diversion or re-transmission by others.

Council Electronic Communication Policy

-
- 4) The City Attorney should be contacted concerning any questions about whether a communication is confidential.

V. **Compliance with this Policy:** It is the responsibility of every User to ensure that he or she is in compliance with this Electronic Communications Policy.

RESOLUTION NO. HA 2025-XX

A RESOLUTION OF THE MORENO VALLEY HOUSING
AUTHORITY (HA) OF THE CITY OF MORENO VALLEY,
CALIFORNIA, ADOPTING THE REVISED OPERATING
AND CAPITAL BUDGETS FOR FISCAL YEAR 2023/24
AND 2024/25

WHEREAS, the Chairman and Commissioners of the Moreno Valley Housing Authority approved the Operating and Capital Budgets for the City for Fiscal Year 2023/24 and 2024/25, a copy of which, as may have been amended by the Housing Authority's Chairman and Commissioners, is on file in the Office of the City Clerk and is available for public inspection; and

WHEREAS, the Housing Authority approves amendments to the budgets throughout the fiscal year and such prior amendments are reflected within the current amended budget and further ratified as part of the adoption of the quarterly budget amendments; and

WHEREAS, the City Manager has heretofore submitted to the Chairman and Commissioners of the Moreno Valley Housing Authority proposed amendments to the Operating and Capital Budgets for the Housing Authority for Fiscal Year 2023/24 and 2024/25, a copy of which, as may have been amended by the Housing Authority Chairman and Commissioners is on file in the Office of the City Clerk and is available for public inspection; and

WHEREAS, the said proposed amendments to the Operating and Capital Budgets contain estimates of the services, activities and projects comprising the budget, and contain expenditure requirements and the resources available to the Housing Authority; and

WHEREAS, the said proposed amendments to the Operating and Capital Budgets contain the estimates of uses of fund balance as required to stabilize the delivery of Housing Authority services during periods of operational deficits; and

WHEREAS, the Chairman and Commissioners have made such revisions to the proposed amended Operating and Capital Budgets as so desired; and

WHEREAS, the City Manager may authorize submittal of grant applications and is also authorized to accept grant awards on behalf of the City as further described in the Grants Administrative Procedure; and

WHEREAS, it is the intent to ensure that maximum efficiency and savings are realized in the procurement of the annual technology maintenance agreements, the City Manager is authorized to approve such agreements as long as budget was previously appropriated by the City Council and approved by the City Attorney; and

WHEREAS, it is the intent to ensure that maximum efficiency and savings are realized in the procurement of the annual legal services agreements, the City Manager is authorized to approve such agreements as long as budget was previously appropriated by the City Council and approved by the City Attorney; and

WHEREAS, it is the intent to ensure that maximum efficiency and savings are realized in the procurement of the Moreno Valley Utility purchase power agreements, the City Manager is authorized to approve such agreements as long as budget was previously appropriated by the City Council and approved by the City Attorney; and

WHEREAS, it is the intent to ensure that maximum efficiency and savings are realized in the procurement of annual temporary staffing service agreements, the City Manager is authorized to approve such agreements as long as budget was previously appropriated by the City Council and approved by the City Attorney; and

WHEREAS, it is the intent to ensure that maximum efficiency and savings are realized in the procurement of facility furniture purchases, the City Manager is authorized to approve such agreements as long as budget was previously appropriated by the City Council and approved by the City Attorney; and

WHEREAS, it is the intent to ensure that maximum efficiency and savings are realized in the procurement of annual advertisement and marketing materials/services, the City Manager is authorized to approve such agreements as long as budget was previously appropriated by the City Council and approved by the City Attorney; and

WHEREAS, the amended Operating and Capital Budgets, as herein approved, will enable the Housing Authority to make adequate financial plans and will ensure that Housing Authority officers can administer their respective functions in accordance with such plans.

NOW, THEREFORE, THE MORENO VALLEY HOUSING AUTHORITY OF THE CITY OF MORENO VALLEY, CALIFORNIA, DOES HEREBY RESOLVE AS FOLLOWS:

1. The proposed amendments to the Operating and Capital Budgets, attached as Exhibit A and as on file in the Office of the City Clerk, and as may have been amended by the Housing Authority Chairman and Commissioners, is hereby approved and adopted as the annual Operating and Capital Budgets of the Moreno Valley Housing Authority for the Fiscal Year 2023/24 and 2024/25.
2. The Proposed Amendments to the City Position Summary, included as Exhibit B to this Resolution, and on file in the Office of the City Clerk, and as may have been amended by the Housing Authority Chairman and Commissioners, is hereby adopted as part of the Approved City Position Summary of the City of Moreno Valley for Fiscal Year 2023/24 and 2024/25.
3. The Proposed Amendments to the Career Positions Salary Schedule, included as Exhibit C to this Resolution, and on file in the Office of the City

Clerk, and as may have been amended by the Housing Authority Chairman and Commissioners, is hereby adopted as part of the Approved Career Positions Salary Schedule of the City of Moreno Valley for Fiscal Year 2023/24 and 2024/25.

4. The Council Electronic Communication Policy, as Exhibit D to this Resolution is hereby amended.
5. Within fifteen (15) days after the adoption of this Resolution, the City Clerk shall certify to the adoption hereof and, as so certified, cause a copy to be posted in at least three (3) public places within the City.

BE IT FURTHER RESOLVED that this Resolution shall take effect immediately upon its adoption.

APPROVED AND ADOPTED this 17th day of June, 2025.

Mayor of the City of Moreno Valley,
Acting in the capacity of Chairman of the
Moreno Valley Housing Authority

ATTEST:

City Clerk, acting in the capacity of
Secretary of the Moreno Valley
Housing Authority

APPROVED AS TO FORM:

City Attorney, acting in the capacity
of General Counsel of the Moreno
Valley Housing Authority

RESOLUTION JURAT

STATE OF CALIFORNIA)
COUNTY OF RIVERSIDE) ss.
CITY OF MORENO VALLEY)

I, M. Patricia Rodriguez, CMC, Secretary of the Moreno Valley Housing Authority of the City of Moreno Valley, California, do hereby certify that Resolution No. HA 2025-XX was duly and regularly adopted by the Commissioners of the Moreno Valley Housing Authority at a regular meeting held on the 17th day of June, 2025, by the following vote:

AYES:

NOES:

ABSENT:

ABSTAIN:

(Agency members, Vice Chairman and Chairman)

SECRETARY

(SEAL)

CITY OF MORENO VALLEY
GENERAL FUND
FY 2024/25 Proposed Amendments

| Department | Fund | Account Description | General Ledger Account | Project | Fiscal Year 2024/25 Amended Budget | Proposed Amendment | Revised Budget | Description - Proposed Adjustment |
|-----------------------|------|--------------------------|-------------------------|----------------|---------------------------------------|-----------------------|----------------|--------------------------------------|
| Community Development | 1010 | Donations | 1010-20-38-18210-580200 | DN UAAR 24-LRG | \$ 129,000 | \$ (62,500) | \$ 66,500 | Projected revenue |
| Community Development | 1010 | Donations | 1010-20-38-18210-580200 | DN UAAR 24-MED | 129,000 | (62,500) | 66,500 | Projected revenue |
| Non-Department | 1010 | Property Tax in Lieu-VLF | 1010-99-99-91010-401060 | | 30,201,630 | 1,214,385 | 31,416,015 | Budget true-up |
| REVENUE TOTAL | | | | | \$ 30,459,630 | \$ 1,089,385 | \$ 31,549,015 | |

| Department | Fund | Account Description | General Ledger Account | Project | Fiscal Year 2024/25 Amended Budget | Proposed Amendment | Revised Budget | Description - Proposed Adjustment |
|-----------------------|------|--|-------------------------|----------------|---------------------------------------|-----------------------|----------------|--------------------------------------|
| City Attorney | 1010 | Transfers to - GENERAL PLAN AMENDMENTS | 1010-99-99-91010-902018 | | \$ - | \$ 500,000 | \$ 500,000 | Transfer |
| Community Development | 1010 | Professional Svcs - Veterinary Svcs | 1010-20-38-18210-620250 | DN UAAR 24-LRG | 125,000 | (62,500) | 62,500 | Projected expense |
| Community Development | 1010 | Professional Svcs - Veterinary Svcs | 1010-20-38-18210-620250 | DN UAAR 24-MED | 125,000 | (62,500) | 62,500 | Projected expense |
| Human Resources | 1010 | Training & Travel - Citywide | 1010-18-22-18030-620520 | | - | 60,000 | 60,000 | Projected expense |
| Non-Department | 1010 | Salaries-Reimbursable (In/Out) | 1010-30-35-25010-611510 | | - | (72,574) | (72,574) | Budget true-up |
| Non-Department | 1010 | Transfers to 2014 REFUNDING 2005 LRB | 1010-99-99-91010-903713 | | - | 500 | 500 | Budget true-up |
| Non-Department | 1010 | Transfers to LMD 2014-01 | 1010-99-99-91010-905012 | | 346,500 | 36,500 | 383,000 | Budget true-up |
| Non-Department | 1010 | Transfers to ZONE "C" ART LGHT FUND | 1010-99-99-91010-905110 | | 150,000 | 42,000 | 192,000 | Budget true-up |
| EXPENSE TOTAL | | | | | \$ 746,500 | \$ 441,426 | \$ 1,187,926 | |

CITY OF MORENO VALLEY
NON-GENERAL FUND
FY 2024/2025 Proposed Amendments

| Department | Fund | Account Description | General Ledger Account | Project | Fiscal Year 2024/25 Amended Budget | Proposed Amendment | Revised Budget | Description - Proposed Adjustment |
|---------------------------------|------|---|-------------------------|----------------|---------------------------------------|-----------------------|----------------|--------------------------------------|
| City Attorney | 2018 | Transfers in - from GENERAL FUND | 2018-99-99-92018-801010 | | \$ - | \$ 500,000 | \$ 500,000 | Transfer |
| Community Development | 4016 | Donations | 4016-20-38-18211-580200 | | - | 1,119 | 1,119 | Projected revenue |
| Community Development | 4016 | Donations | 4016-20-38-18211-580200 | DN UAAR 24-LRG | - | 62,500 | 62,500 | Projected revenue |
| Community Development | 4016 | Donations | 4016-20-38-18211-580200 | DN UAAR 24-MED | - | 62,500 | 62,500 | Projected revenue |
| City Manager | 7210 | Fed Grant-Operating Revenue | 7210-99-99-97210-485000 | | - | 195,000 | 195,000 | UASI Grant revenue |
| Financial & Management Services | 2006 | Other Fees | 2006-30-79-25701-509000 | | 150,000 | 165,000 | 315,000 | Budget true-up |
| Financial & Management Services | 2200 | Waste Managmt. Recycling | 2200-30-34-77311-486200 | GL CPP 23 | 27,257 | 52,084 | 79,341 | Budget true-up |
| Financial & Management Services | 2207 | State Grant-Operating Revenue | 2207-30-34-77415-486000 | GL OPP 15 | 27,257 | 10,020 | 37,277 | Budget true-up |
| Non-Department | 2800 | County Article 3 | 2800-99-99-92800-487100 | | 562,012 | (562,012) | - | Budget true-up |
| Non Deptarmental | 2911 | Dev Impact Fee: Res-Single | 2911-99-95-92911-506010 | | - | 1,500,000 | 1,500,000 | Budget true-up |
| Non Deptarmental | 2911 | Dev Impact Fee: Comm-Regional | 2911-99-95-92911-506040 | | 192,372 | 1,000,000 | 1,192,372 | Budget true-up |
| Non Deptarmental | 2916 | Dev Impact Fee: Res-Single | 2916-99-95-92916-506010 | | - | 1,400,000 | 1,400,000 | Budget true-up |
| Non-Department | 3000 | Transfers in - from DIF - CORPORATE YARD | 3000-99-99-93000-802910 | | 4,800,000 | 2,985,000 | 7,785,000 | Budget true-up |
| Non-Department | 3713 | Interest Income - Investments | 3713-99-90-93713-460010 | | - | 281,300 | 281,300 | Budget true-up |
| Non-Department | 3713 | Transfers in - from GENERAL FUND | 3713-99-90-93713-801010 | | - | 500 | 500 | Budget true-up |
| Non-Department | 3713 | Transfers in - from 2024 Refunding 2014 LRB | 3713-99-90-93713-803716 | | - | 21,495,950 | 21,495,950 | Budget true-up |
| Non-Department | 3716 | Bond Proceeds | 3716-99-90-93716-589000 | | - | 19,645,500 | 19,645,500 | Budget true-up |
| Non-Department | 3716 | Bond Premium | 3716-99-90-93716-589012 | | - | 2,263,000 | 2,263,000 | Budget true-up |
| Non-Department | 3716 | Other Misc. Revenue | 3716-99-90-93716-589900 | | - | 89,750 | 89,750 | Budget true-up |
| Non-Department | 3716 | Transfers in - from 2014 Refunding 2005 LRB | 3716-99-90-93716-803713 | | - | 5,990,500 | 5,990,500 | Budget true-up |
| Non-Department | 5012 | Transfers in - from GENERAL FUND | 5012-99-99-95012-801010 | | 346,500 | 36,500 | 383,000 | Budget true-up |
| Non-Department | 5110 | Transfers in - from GENERAL FUND | 5110-99-99-95110-801010 | | 150,000 | 42,000 | 192,000 | Budget true-up |
| Non-Department | 7330 | Transfers in - from FACILITY CONST FUND | 7330-99-99-97330-803000 | | - | 2,985,000 | 2,985,000 | Budget true-up |
| Parks & Community Services | 3015 | Transfers in - from DIF - PARK IMPROVEMENTS | 3015-99-99-93015-802905 | | 2,187,875 | 201,654 | 2,389,529 | Transfer |
| REVENUE TOTAL | | | | | \$ 8,443,273 | \$ 60,402,865 | \$ 68,846,138 | |

CITY OF MORENO VALLEY
NON-GENERAL FUND
FY 2024/2025 Proposed Amendments

| Department | Fund | Account Description | General Ledger Account | Project | Fiscal Year 2024/25 Amended Budget | Proposed Amendment | Revised Budget | Description - Proposed Adjustment |
|---------------------------------|------|--|-------------------------|------------------|---------------------------------------|-----------------------|----------------|--------------------------------------|
| City Attorney | 2018 | Contractual Svcs - Other | 2018-99-99-92018-625099 | | \$ 384,183 | \$ 715,817 | \$ 1,100,000 | Projected expense |
| Community Development | 4016 | Professional Svcs - Veterinary Svcs | 4016-20-38-18211-620250 | DN UAAR 24-LRG | 16,200 | 62,500 | 78,700 | Projected expense |
| Community Development | 4016 | Professional Svcs - Veterinary Svcs | 4016-20-38-18211-620250 | DN UAAR 24-MED | 16,200 | 62,500 | 78,700 | Projected expense |
| Community Development | 4016 | Oper Mtrls - Furn & Equip | 4016-20-38-18211-630330 | | - | 1,119 | 1,119 | Projected expense |
| Financial & Management Services | 2200 | Salaries-Regular - Other | 2200-30-34-77311-611199 | GL CPP 23 | 21,480 | 25,104 | 46,584 | Budget true-up |
| Financial & Management Services | 2207 | Salaries-Regular - Other | 2207-30-34-77415-611199 | GL OPP 15 | 8,425 | 1,595 | 10,020 | Budget true-up |
| Non-Department | 2910 | Transfers to FACILITY CONST FUND | 2910-99-95-92910-903000 | | 4,800,000 | 2,985,000 | 7,785,000 | Budget true-up |
| Non-Department | 3000 | Transfer to FACILITIES REPLACEMENT RESERVE | 3000-99-99-93000-907330 | | - | 2,985,000 | 2,985,000 | Budget true-up |
| Non-Department | 3713 | Professional Svcs - Other | 3713-99-90-93713-620299 | | - | 500 | 500 | Budget true-up |
| Non-Department | 3713 | Bond Principal | 3713-99-90-93713-670314 | | - | 21,305,000 | 21,305,000 | Budget true-up |
| Non-Department | 3713 | Interest Expense | 3713-99-90-93713-670410 | | - | 472,250 | 472,250 | Budget true-up |
| Non-Department | 3713 | Transfers to 2024 REFUNDING 2014 LRB | 3713-99-90-93713-903716 | | - | 5,990,500 | 5,990,500 | Budget true-up |
| Non-Department | 3716 | Salaries-Reimbursable (In/Out) | 3716-99-90-93716-611510 | | - | 72,574 | 72,574 | Budget true-up |
| Non-Department | 3716 | Bond Principal | 3716-99-90-93716-670314 | | 1,560,825 | 4,725 | 1,565,550 | Budget true-up |
| Non-Department | 3716 | Interest Expense | 3716-99-90-93716-670410 | | - | 685,000 | 685,000 | Budget true-up |
| Non-Department | 3716 | Bond/Lease Issuance Costs | 3716-99-90-93716-670510 | | 681,860 | (265,000) | 416,860 | Budget true-up |
| Non-Department | 3716 | Transfers to 2014 REFUNDING 2005 LRB | 3716-99-90-93716-903713 | | - | 21,495,950 | 21,495,950 | Budget true-up |
| Non-Department | 6032 | Principal Pymt- Contra Ac | 6032-99-90-96032-670312 | | (159,681) | (2,350,420) | (2,510,101) | Budget true-up |
| Non-Department | 6032 | Bond Principal | 6032-99-90-96032-670314 | | 159,681 | 2,350,420 | 2,510,101 | Budget true-up |
| Non-Department | 6036 | Principal Pymt- Contra Ac | 6036-99-90-96036-670312 | | - | (184,450) | (184,450) | Budget true-up |
| Non-Department | 6036 | Bond Principal | 6036-99-90-96036-670314 | | - | 184,450 | 184,450 | Budget true-up |
| Non-Department | 6036 | Interest Expense | 6036-99-90-96036-670410 | | - | 98,500 | 98,500 | Budget true-up |
| Parks & Community Services | 2905 | Transfers to PCS CAP PROJECT (PARK IMPROVEMENTS) | 2905-99-95-92905-903015 | | 2,187,875 | 201,654 | 2,389,529 | Transfer |
| Parks & Community Services | 3000 | CIP Other | 3000-50-59-80003-720199 | 803 0068-3000-99 | - | 10,000,000 | 10,000,000 | Projected expense |
| Parks & Community Services | 3015 | CIP Other | 3015-50-57-80007-720199 | 807 0058-3015-99 | 11,204,233 | 201,654 | 11,405,887 | Projected expense |
| Public Works | 2000 | Salaries-Overtime | 2000-70-78-45311-611210 | | - | 43,000 | 43,000 | Projected expense |
| Public Works | 2000 | Salaries-Temporary | 2000-70-78-45311-611310 | | - | 100,000 | 100,000 | Projected expense |
| Public Works | 2000 | Contractual Svcs - Other | 2000-70-78-45311-625099 | | 25,000 | 50,000 | 75,000 | Projected expense |
| Public Works | 2000 | Oper Mtrls - Furn & Equip | 2000-70-78-45311-630330 | | 53,000 | 30,000 | 83,000 | Projected expense |
| Public Works | 2008 | CIP Other | 2008-70-29-80004-720199 | 804 0018-2008-99 | 827,129 | 100,000 | 927,129 | Projected expense |
| Public Works | 7410 | Training & Travel | 7410-70-40-45370-620510 | | 1,600 | 25,000 | 26,600 | Projected expense |
| Public Works | 7410 | Oper Mtrls - Tools | 7410-70-40-45370-630320 | | 20,000 | 25,000 | 45,000 | Projected expense |
| Public Works | 7410 | Oper Mtrls - Fuel: Gasoline | 7410-70-40-45370-630355 | | 475,000 | 70,000 | 545,000 | Projected expense |
| EXPENSE TOTAL | | | | | \$ 22,283,010 | \$ 67,544,942 | \$ 89,827,952 | |

CITY OF MORENO VALLEY
FY 2024/25 Ratification Amendments

| Department | Fund | Account Description | General Ledger Account | Project | Amendment | Description - Ratification |
|----------------------------|------|-------------------------------|-------------------------|---|--------------|--|
| City Manager | 2506 | Fed Grant-Operating Revenue | 2506-16-92-72657-485000 | GR HOME 24 Various Projects | \$ 434,817 | Allocate Projects to HOME Grant Budget |
| City Manager | 2506 | Fed Grant-Operating Revenue | 2506-16-92-72658-485000 | HOME ARP Various Projects | 2,427,401 | Reallocate project budget |
| City Manager | 2506 | Fed Grant-Operating Revenue | 2506-16-92-72658-485000 | | (2,427,401) | Reallocate project budget |
| City Manager | 2512 | Fed Grant-Operating Revenue | 2512-16-92-72611-485000 | GR CDBG 24 Various Projects & 801 011-2512-98 | 1,993,501 | Allocate Projects to CDBG Budget |
| City Manager | 2512 | Fed Grant-Operating Revenue | 2512-16-92-80010-485000 | 810-0027-2512-98 | 220,267 | Reallocate project budget |
| City Manager | 2512 | Fed Grant-Operating Revenue | 2512-30-39-80010-485000 | 810-0027-2512-98 | (220,267) | Reallocate project budget |
| City Manager | 2514 | Fed Grant-Operating Revenue | 2514-16-92-72751-485000 | GR ESG 23 & 24 Various Projects | 173,934 | Allocate Projects to ESG Budget |
| Community Development | 4016 | Other Grant-Operating Revenue | 4016-20-38-18211-489000 | | 1,200 | Grey Muzzle Grant |
| Economic Development | 8884 | Interest Income - Investments | 8884-22-25-20601-460010 | | (25,000) | Reallocation of budget |
| Economic Development | 8884 | Interest Inc. - Rental Rehab | 8884-22-25-20601-460090 | | (50,000) | Reallocation of budget |
| Economic Development | 8884 | Unrealized Gains/Losses | 8884-22-25-20601-464010 | | (25,000) | Reallocation of budget |
| Economic Development | 8884 | Other Misc. Revenue | 8884-22-25-20601-589900 | | (1,000) | Reallocation of budget |
| Economic Development | 8884 | Interest Income - Investments | 8884-99-99-98884-460010 | | 25,000 | Reallocation of budget |
| Economic Development | 8884 | Interest Inc. - Rental Rehab | 8884-99-99-98884-460090 | | 50,000 | Reallocation of budget |
| Economic Development | 8884 | Unrealized Gains/Losses | 8884-99-99-98884-464010 | | 25,000 | Reallocation of budget |
| Economic Development | 8884 | Other Misc. Revenue | 8884-99-99-98884-589900 | | 1,000 | Reallocation of budget |
| Parks & Community Services | 2300 | Fed Grant-Capital Revenue | 2300-50-57-80007-485010 | 807 0062-2300-98 | 1,000,000 | Reallocation of budget |
| Parks & Community Services | 2300 | County Grant-Capital Revenue | 2300-50-57-80007-487010 | 807 0062-2300-98 | (1,000,000) | Reallocation of budget |
| REVENUE TOTAL | | | | | \$ 2,603,452 | |

| Department | Fund | Account Description | General Ledger Account | Project | Amendment | Description - Ratification |
|----------------------------|------|-------------------------------------|-------------------------|---------------------------------|--------------|--|
| City Clerk | 1010 | Training & Travel | 1010-10-01-10011-620510 | | \$ (4,000) | Budget true-up |
| City Clerk | 1010 | Training & Travel | 1010-10-01-10012-620510 | | (4,000) | Budget true-up |
| City Clerk | 1010 | Training & Travel | 1010-10-01-10013-620510 | | (6,000) | Budget true-up |
| City Clerk | 1010 | Training & Travel | 1010-10-01-10014-620510 | | (4,000) | Budget true-up |
| City Clerk | 1010 | Training & Travel | 1010-10-01-10015-620510 | | (8,000) | Budget true-up |
| City Manager | 2506 | Professional Svcs - Other | 2506-16-92-72657-620299 | GR HOME 24 Admin | 62,817 | Allocate Projects to HOME Grant Budget |
| City Manager | 2506 | HOME Programs | 2506-16-92-72657-733102 | GR HOME 24 Various Projects | 372,000 | Allocate Projects to HOME Grant Budget |
| City Manager | 2506 | HOME Programs | 2506-16-92-72658-733102 | HOME ARP Various Projects | 2,427,401 | Reallocate project budget |
| City Manager | 2506 | HOME Programs | 2506-16-92-72658-733102 | | (2,427,401) | Reallocate project budget |
| City Manager | 2512 | Professional Svcs - Other | 2512-16-92-72611-620299 | GR CDBG ADMIN | 391,407 | Allocate Projects to CDBG Budget |
| City Manager | 2512 | CDBG Public Services | 2512-16-92-72611-730102 | GR CDBG Various Projects | 226,117 | Allocate Projects to CDBG Budget |
| City Manager | 2512 | Rehabilitation | 2512-16-92-72611-730104 | GR CDBG REHAB | 150,000 | Allocate Projects to CDBG Budget |
| City Manager | 2512 | CIP Other | 2512-70-77-80001-720199 | 801 0111-2512-99 | 1,225,977 | Allocate Projects to CDBG Budget |
| City Manager | 2514 | Professional Svcs - Other | 2514-16-92-72751-620299 | GR ESG 24-Admin | 13,045 | Allocate Projects to ESG Budget |
| City Manager | 2514 | ESG Programs | 2514-16-92-72751-733210 | GR ESG 23 & 24 Various Projects | 160,889 | Allocate Projects to ESG Budget |
| Community Development | 4016 | Professional Svcs - Veterinary Svcs | 4016-20-38-18211-620250 | | 1,200 | Grey Muzzle Grant |
| Parks & Community Services | 5011 | CIP Other | 5011-50-57-80003-720199 | 803 0054-5011-99 | (70,930) | Project completion |
| Parks & Community Services | 5113 | CIP Other | 5113-50-57-80007-720199 | 807 0052-5113-99 | (10,500) | Project completion |
| Public Works | 2001 | CIP Other | 2001-70-76-80008-720199 | 801 0024 | 143,000 | Reallocate project budget |
| Public Works | 2001 | CIP Other | 2001-70-76-80008-720199 | 808 0039 | (143,000) | Reallocate project budget |
| EXPENSE TOTAL | | | | | \$ 2,496,022 | |

City of Moreno Valley
FY 2023/24 - 2024/25
City Position Summary

| Position Title | Adopted Qtrly | | | | | |
|--|---------------|---------|---------|---------|---------|---------|
| | FY | FY | FY | FY | FY | FY |
| | 2022/23 | 2023/24 | 2023/24 | 2023/24 | 2024/25 | 2024/25 |
| | No. | Adj. | Adj. | No. | Adj. | No. |
| Accountant I | 1 | - | - | 1 | - | 1 |
| Accountant II | 1 | - | - | 1 | (1) | - |
| Accounts Receivable Supervisor | - | - | - | - | 1 | 1 |
| Accounting Assistant | 3 | (1) | - | 2 | - | 2 |
| Accounting Technician | 1 | - | - | 1 | - | 1 |
| Accounts Payable Supervisor | 1 | - | - | 1 | - | 1 |
| Administrative Assistant | 7 | 3 | - | 10 | - | 10 |
| Animal Care Technician | 5 | - | - | 5 | - | 5 |
| Animal Care Technician Supervisor | 1 | - | - | 1 | - | 1 |
| Animal Control Officer | 6 | - | - | 6 | - | 6 |
| Animal Rescue Coordinator | 1 | - | - | 1 | - | 1 |
| Animal Services Assistant | 4 | - | - | 4 | - | 4 |
| Animal Services Dispatcher | 1 | - | - | 1 | - | 1 |
| Animal Services Division Manager | 1 | - | - | 1 | - | 1 |
| Animal Services Field Supervisor | 1 | - | - | 1 | - | 1 |
| Animal Services License Inspector | 1 | - | - | 1 | - | 1 |
| Animal Services Office Supervisor | 1 | - | - | 1 | - | 1 |
| Applications & Database Administrator | 1 | - | - | 1 | - | 1 |
| Applications Analyst | 1 | 1 | - | 2 | - | 2 |
| Assistant City Manager (Administration) | 1 | - | - | 1 | - | 1 |
| Assistant City Manager (Development) | 1 | - | - | 1 | - | 1 |
| Assistant to the City Manager | 1 | - | - | 1 | - | 1 |
| Assistant Crossing Guard Supervisor | 1 | - | - | 1 | - | 1 |
| Assistant Engineer | 2 | - | - | 2 | - | 2 |
| Assistant Network Administrator | 1 | - | - | 1 | - | 1 |
| Associate Engineer I | 2 | - | - | 2 | - | 2 |
| Associate Engineer II | 3 | - | - | 3 | - | 3 |
| Associate Planner | 4 | - | - | 4 | - | 4 |
| Audio Visual Technician | 2 | - | - | 2 | - | 2 |
| Banquet Facility Representative | 1 | - | - | 1 | - | 1 |
| Building Division Manager/Official | 1 | - | - | 1 | - | 1 |
| Building Inspector I/II | 3 | - | - | 3 | - | 3 |
| Building Safety Supervisor | 1 | - | - | 1 | - | 1 |
| Business License Liaison | 1 | - | - | 1 | - | 1 |
| Chief Financial Officer | - | 1 | - | 1 | - | 1 |
| Child Care Assistant | 4 | - | - | 4 | - | 4 |
| Child Care Instructor II | 4 | - | - | 4 | - | 4 |
| Child Care Program Manager | 1 | - | - | 1 | - | 1 |
| Child Care Site Supervisor | 4 | - | - | 4 | - | 4 |
| City Manager | 1 | - | - | 1 | - | 1 |
| Community Development Director | 1 | - | - | 1 | - | 1 |
| Community Enhancement Division Manager | 1 | - | - | 1 | - | 1 |
| Community Enhancement Officer I | 6 | - | - | 6 | - | 6 |
| Community Enhancement Officer II | 3 | - | - | 3 | - | 3 |
| Community Enhancement Supervisor | 1 | - | - | 1 | - | 1 |
| Community Services Assistant Coordinator | 4 | - | - | 4 | - | 4 |
| Community Services Coordinator | 4 | - | - | 4 | - | 4 |
| Community Services Division Manager | - | 1 | - | 1 | - | 1 |
| Community Services Supervisor | 4 | - | - | 4 | - | 4 |
| Construction Inspector | 2 | - | - | 2 | - | 2 |
| Construction Inspector Supervisor | 1 | - | - | 1 | - | 1 |
| Crossing Guard | 35 | - | - | 35 | - | 35 |
| Crossing Guard Supervisor | 1 | - | - | 1 | - | 1 |
| Customer Service Manager | - | 1 | - | 1 | - | 1 |
| Deputy City Clerk | 1 | - | - | 1 | - | 1 |
| Deputy City Manager | 1 | - | - | 1 | - | 1 |
| Deputy Compliance Director | - | 1 | - | 1 | - | 1 |
| Deputy Finance Director | 1 | - | - | 1 | - | 1 |
| Economic Development Division Manager | 2 | - | - | 2 | - | 2 |
| Economic Development & Housing Director | - | 1 | - | 1 | - | 1 |
| Electric Utility Assistant Manager | - | - | 1 | 1 | - | 1 |
| Electric Utility Chief Engineer | 1 | - | (1) | - | - | - |

City of Moreno Valley
FY 2023/24 - 2024/25
City Position Summary

| Position Title | Adopted Qtrly | | | | | |
|---|---------------|---------|---------|---------|---------|---------|
| | FY | FY | FY | FY | FY | FY |
| | 2022/23 | 2023/24 | 2023/24 | 2023/24 | 2024/25 | 2024/25 |
| | No. | Adj. | Adj. | No. | Adj. | No. |
| Electric Utility Division Manager | 1 | - | - | 1 | - | 1 |
| Electric Utility Program Coordinator | 1 | - | - | 1 | - | 1 |
| Emergency Management Coordinator | - | - | 2 | 2 | - | 2 |
| Emergency Management & Volunteer Services Program Manager | 1 | - | - | 1 | - | 1 |
| Emergency Management & Volunteer Services Program Specialist | 1 | - | (1) | - | - | - |
| Engineering Division Manager/Assistant City Engineer | 1 | - | - | 1 | - | 1 |
| Enterprise Systems Administrator | 1 | - | - | 1 | - | 1 |
| Equipment Operator | 6 | - | - | 6 | - | 6 |
| Executive Assistant I | 5 | - | - | 5 | - | 5 |
| Executive Assistant to Mayor/City Council | 1 | - | - | 1 | - | 1 |
| Facilities Maintenance Mechanic | 1 | - | - | 1 | - | 1 |
| Facilities Maintenance Worker | 3 | - | - | 3 | 1 | 4 |
| Financial Operations Division Manager | 1 | - | - | 1 | - | 1 |
| Financial Resources Division Manager | 1 | - | - | 1 | - | 1 |
| Fleet & Facilities Division Manager | - | 1 | - | 1 | - | 1 |
| Fleet & Facilities Maintenance Supervisor | 1 | - | - | 1 | - | 1 |
| GIS Administrator | 1 | - | - | 1 | - | 1 |
| GIS Applications Analyst | 1 | - | - | 1 | - | 1 |
| GIS Specialist | 1 | - | (1) | - | - | - |
| Grants Division Manager | 1 | - | - | 1 | - | 1 |
| Grants Program Manager | 1 | - | (1) | - | - | - |
| Human Resources Analyst | 1 | - | - | 1 | - | 1 |
| Human Resources Director | - | 1 | - | 1 | - | 1 |
| Human Resources Division Manager | 1 | - | - | 1 | - | 1 |
| Human Resources Technician | - | 2 | - | 2 | - | 2 |
| Information Technology Technician | 2 | - | - | 2 | - | 2 |
| Landscape Services Inspector | 2 | - | - | 2 | - | 2 |
| Lead Facilities Maintenance Worker | 1 | - | - | 1 | - | 1 |
| Lead Maintenance Worker | 4 | - | - | 4 | - | 4 |
| Lead Parks Maintenance Worker | 7 | - | - | 7 | - | 7 |
| Lead Traffic Sign/Marking Technician | 2 | - | - | 2 | - | 2 |
| Lead Vehicle/Equipment Technician | 1 | - | - | 1 | - | 1 |
| Maintenance & Operations Division Manager | 1 | - | - | 1 | - | 1 |
| Maintenance Worker I/II | 27 | - | - | 27 | - | 27 |
| Maintenance Worker/Work Release Coordinator | 1 | - | - | 1 | - | 1 |
| Management Aide | 7 | - | - | 7 | - | 7 |
| Management Analyst | 8 | (1) | - | 7 | - | 7 |
| Management Assistant | 8 | 4 | (2) | 10 | - | 10 |
| Manager of the Office of Mayor & City Council/City Clerk | 1 | - | - | 1 | - | 1 |
| Media & Communications Division Manager | 1 | - | - | 1 | - | 1 |
| Network Administrator | 1 | - | - | 1 | - | 1 |
| Network & Systems Specialist | 1 | - | - | 1 | - | 1 |
| Paralegal | 1 | - | - | 1 | - | 1 |
| Park Ranger | 4 | - | - | 4 | - | 4 |
| Parking Control Officer | 2 | - | - | 2 | - | 2 |
| Parks & Community Services Administration & Financial Services Division Manager | - | 1 | - | 1 | - | 1 |
| Parks & Community Services Deputy Director | 1 | (1) | - | - | - | - |
| Parks & Community Services Director | 1 | - | - | 1 | - | 1 |
| Parks & Landscape Services Division Manager | 1 | - | - | 1 | - | 1 |
| Parks Maintenance Supervisor | 2 | - | - | 2 | - | 2 |
| Parks Maintenance Worker | 18 | - | - | 18 | - | 18 |
| Parks Project Manager | 1 | - | - | 1 | - | 1 |
| Payroll Division Manager | - | - | 1 | 1 | - | 1 |
| Payroll Supervisor | 1 | - | (1) | - | - | - |
| Permit Technician | 4 | - | - | 4 | - | 4 |
| Planning Division Manager/Official | 1 | - | - | 1 | - | 1 |
| Power Supply Manager | - | - | 1 | 1 | - | 1 |
| Principal Accountant | 1 | - | - | 1 | - | 1 |
| Principal Engineer | 2 | - | - | 2 | - | 2 |
| Principal Engineer/City Traffic Engineer | 1 | - | - | 1 | - | 1 |
| Principal Planner | 1 | - | - | 1 | - | 1 |
| Program Analyst | - | - | 1 | 1 | - | 1 |

City of Moreno Valley
FY 2023/24 - 2024/25
City Position Summary

| Position Title | Adopted Qtrly | | | | | |
|--|---------------|-----------|------------|------------|----------|------------|
| | FY | FY | FY | FY | FY | FY |
| | 2022/23 | 2023/24 | 2023/24 | 2023/24 | 2024/25 | 2024/25 |
| | No. | Adj. | Adj. | No. | Adj. | No. |
| Public Information/Intergovernmental Relations Officer | 1 | - | - | 1 | - | 1 |
| Public Safety Contracts Administrator | 1 | - | - | 1 | - | 1 |
| Purchasing Division Manager | 1 | - | - | 1 | - | 1 |
| Public Works Director/City Engineer | 1 | - | - | 1 | - | 1 |
| Recycling Specialist | 1 | 1 | - | 2 | - | 2 |
| Registered Veterinary Technician | 1 | - | - | 1 | - | 1 |
| Resource Analyst | - | 1 | (1) | - | - | - |
| Security Guard | 2 | - | - | 2 | - | 2 |
| Senior Accountant | 4 | - | - | 4 | - | 4 |
| Senior Administrative Assistant | 13 | (1) | (1) | 11 | (1) | 10 |
| Senior Applications Analyst | 1 | 1 | - | 2 | - | 2 |
| Senior Building Inspector | - | 1 | - | 1 | - | 1 |
| Senior Community Enhancement Officer | 2 | - | - | 2 | - | 2 |
| Senior Construction Inspector | 2 | - | - | 2 | - | 2 |
| Senior Deputy City Clerk | 1 | - | - | 1 | - | 1 |
| Senior Electrical Engineer | 1 | - | - | 1 | - | 1 |
| Senior Engineer, P.E. | 5 | - | - | 5 | - | 5 |
| Senior Equipment Operator | 1 | - | - | 1 | - | 1 |
| Senior Graphics Designer | 1 | - | - | 1 | - | 1 |
| Senior Human Resources Analyst | 1 | - | - | 1 | - | 1 |
| Senior Landscape Services Inspector | 1 | - | - | 1 | - | 1 |
| Senior Management Analyst | 13 | 3 | 1 | 17 | - | 17 |
| Senior Office Assistant | 3 | - | - | 3 | - | 3 |
| Senior Parking Control Officer | 1 | - | - | 1 | - | 1 |
| Senior Parks Maintenance Technician | 2 | - | - | 2 | - | 2 |
| Senior Payroll Technician | 1 | - | - | 1 | - | 1 |
| Senior Permit Technician | 3 | - | - | 3 | - | 3 |
| Senior Planner | 1 | - | - | 1 | - | 1 |
| Senior Risk Analyst | - | 1 | - | 1 | - | 1 |
| Senior Telecommunications Technician | 1 | - | - | 1 | - | 1 |
| Senior Traffic Signal Technician | 1 | - | - | 1 | - | 1 |
| Special Districts Division Manager | 1 | - | - | 1 | - | 1 |
| Special Events & Facilities Division Manager | 1 | - | - | 1 | - | 1 |
| Storekeeper | 1 | 1 | - | 2 | - | 2 |
| Strategic Initiatives Manager | 1 | - | - | 1 | - | 1 |
| Street Maintenance Supervisor | 2 | - | - | 2 | - | 2 |
| Telecommunications Engineer/Administrator | 1 | - | - | 1 | - | 1 |
| Telecommunications Technician | 1 | - | 1 | 2 | - | 2 |
| Traffic Operations Supervisor | 1 | - | - | 1 | - | 1 |
| Traffic Signal Technician | 2 | - | - | 2 | - | 2 |
| Traffic Sign/Marking Technician I | 1 | - | - | 1 | - | 1 |
| Traffic Sign/Marking Technician II | 2 | - | - | 2 | - | 2 |
| Utility Finance Manager | - | 1 | - | 1 | - | 1 |
| Vehicle/Equipment Technician | 3 | - | - | 3 | - | 3 |
| Total | 380 | 23 | (1) | 402 | - | 402 |

Note: Excludes City Council Members, Planning Commissioners and temporary positions.

Per Municipal Code 2.18.010, the Planning Commission shall consist of seven members who shall receive such compensation as may be established from time to time by resolution of the City Council.

CITY OF MORENO VALLEY

SALARY SCALE - CAREER POSITIONS

EFFECTIVE 07/06/2024

EXHIBIT C

| TITLE | GRP | GRADE | | | | | | | | | | |
|-----------------------------------|-----|-------|---------|------------|------------|------------|------------|------------|------------|------------|------------|------------|
| | | | | A | B | C | D | E | F | G | H | I |
| | | | | 5.0% | 5.0% | 5.0% | 5.0% | 5.0% | 5.0% | 5.0% | 2.5% | 2.5% |
| Accountant I | NE | C22 | Annual | 75,628.80 | 79,414.40 | 83,387.20 | 87,547.20 | 91,915.20 | 96,512.00 | 101,337.60 | 103,875.20 | 106,475.20 |
| | | | Monthly | 6,302.40 | 6,617.87 | 6,948.93 | 7,295.60 | 7,659.60 | 8,042.67 | 8,444.80 | 8,656.27 | 8,872.93 |
| | | | Hourly | 36.3600 | 38.1800 | 40.0900 | 42.0900 | 44.1900 | 46.4000 | 48.7200 | 49.9400 | 51.1900 |
| Accounts Receivable Supervisor | PAM | C24 | Annual | 51,209.60 | 53,768.00 | 56,451.20 | 59,280.00 | 62,254.40 | 65,374.40 | 68,640.00 | 70,366.40 | 72,134.40 |
| | | | Monthly | 4,267.47 | 4,480.67 | 4,704.27 | 4,940.00 | 5,187.87 | 5,447.87 | 5,720.00 | 5,863.87 | 6,011.20 |
| | | | Hourly | 24.6200 | 25.8500 | 27.1400 | 28.5000 | 29.9300 | 31.4300 | 33.0000 | 33.8300 | 34.6800 |
| Accounting Assistant | NE | C14 | Annual | 51,209.60 | 53,768.00 | 56,451.20 | 59,280.00 | 62,254.40 | 65,374.40 | 68,640.00 | 70,366.40 | 72,134.40 |
| | | | Monthly | 4,267.47 | 4,480.67 | 4,704.27 | 4,940.00 | 5,187.87 | 5,447.87 | 5,720.00 | 5,863.87 | 6,011.20 |
| | | | Hourly | 24.6200 | 25.8500 | 27.1400 | 28.5000 | 29.9300 | 31.4300 | 33.0000 | 33.8300 | 34.6800 |
| Accounting Technician | NE | C17 | Annual | 59,280.00 | 62,254.40 | 65,374.40 | 68,640.00 | 72,072.00 | 75,670.40 | 79,456.00 | 81,452.80 | 83,491.20 |
| | | | Monthly | 4,940.00 | 5,187.87 | 5,447.87 | 5,720.00 | 6,006.00 | 6,305.87 | 6,621.33 | 6,787.73 | 6,957.60 |
| | | | Hourly | 28.5000 | 29.9300 | 31.4300 | 33.0000 | 34.6500 | 36.3800 | 38.2000 | 39.1600 | 40.1400 |
| Accounts Payable Supervisor | NE | C22 | Annual | 75,628.80 | 79,414.40 | 83,387.20 | 87,547.20 | 91,915.20 | 96,512.00 | 101,337.60 | 103,875.20 | 106,475.20 |
| | | | Monthly | 6,302.40 | 6,617.87 | 6,948.93 | 7,295.60 | 7,659.60 | 8,042.67 | 8,444.80 | 8,656.27 | 8,872.93 |
| | | | Hourly | 36.3600 | 38.1800 | 40.0900 | 42.0900 | 44.1900 | 46.4000 | 48.7200 | 49.9400 | 51.1900 |
| Administrative Assistant | NE | C16 | Annual | 56,451.20 | 59,280.00 | 62,254.40 | 65,374.40 | 68,640.00 | 72,072.00 | 75,670.40 | 77,563.20 | 79,497.60 |
| | | | Monthly | 4,704.27 | 4,940.00 | 5,187.87 | 5,447.87 | 5,720.00 | 6,006.00 | 6,305.87 | 6,463.60 | 6,624.80 |
| | | | Hourly | 27.1400 | 28.5000 | 29.9300 | 31.4300 | 33.0000 | 34.6500 | 36.3800 | 37.2900 | 38.2200 |
| Animal Care Technician | NE | C11 | Annual | 44,241.60 | 46,446.40 | 48,776.00 | 51,209.60 | 53,768.00 | 56,451.20 | 59,280.00 | 60,756.80 | 62,275.20 |
| | | | Monthly | 3,686.80 | 3,870.53 | 4,064.67 | 4,267.47 | 4,480.67 | 4,704.27 | 4,940.00 | 5,063.07 | 5,189.60 |
| | | | Hourly | 21.2700 | 22.3300 | 23.4500 | 24.6200 | 25.8500 | 27.1400 | 28.5000 | 29.2100 | 29.9400 |
| Animal Care Technician Supervisor | PAM | C21 | Annual | 72,051.20 | 75,649.60 | 79,435.20 | 83,408.00 | 87,588.80 | 91,977.60 | 96,574.40 | 98,987.20 | 101,462.40 |
| | | | Monthly | 6,004.27 | 6,304.13 | 6,619.60 | 6,950.67 | 7,299.07 | 7,664.80 | 8,047.87 | 8,248.93 | 8,455.20 |
| | | | Hourly | 34.6400 | 36.3700 | 38.1900 | 40.1000 | 42.1100 | 44.2200 | 46.4300 | 47.5900 | 48.7800 |
| Animal Control Officer | NE | C15 | Annual | 53,768.00 | 56,451.20 | 59,280.00 | 62,254.40 | 65,374.40 | 68,640.00 | 72,072.00 | 73,881.60 | 75,732.80 |
| | | | Monthly | 4,480.67 | 4,704.27 | 4,940.00 | 5,187.87 | 5,447.87 | 5,720.00 | 6,006.00 | 6,156.80 | 6,311.07 |
| | | | Hourly | 25.8500 | 27.1400 | 28.5000 | 29.9300 | 31.4300 | 33.0000 | 34.6500 | 35.5200 | 36.4100 |
| Animal Rescue Coordinator | NE | C11 | Annual | 44,241.60 | 46,446.40 | 48,776.00 | 51,209.60 | 53,768.00 | 56,451.20 | 59,280.00 | 60,756.80 | 62,275.20 |
| | | | Monthly | 3,686.80 | 3,870.53 | 4,064.67 | 4,267.47 | 4,480.67 | 4,704.27 | 4,940.00 | 5,063.07 | 5,189.60 |
| | | | Hourly | 21.2700 | 22.3300 | 23.4500 | 24.6200 | 25.8500 | 27.1400 | 28.5000 | 29.2100 | 29.9400 |
| Animal Services Assistant | NE | C10 | Annual | 42,120.00 | 44,220.80 | 46,425.60 | 48,755.20 | 51,188.80 | 53,747.20 | 56,430.40 | 57,844.80 | 59,300.80 |
| | | | Monthly | 3,510.00 | 3,685.07 | 3,868.80 | 4,062.93 | 4,265.73 | 4,478.93 | 4,702.53 | 4,820.40 | 4,941.73 |
| | | | Hourly | 20.2500 | 21.2600 | 22.3200 | 23.4400 | 24.6100 | 25.8400 | 27.1300 | 27.8100 | 28.5100 |
| Animal Services Dispatcher | NE | C10 | Annual | 42,120.00 | 44,220.80 | 46,425.60 | 48,755.20 | 51,188.80 | 53,747.20 | 56,430.40 | 57,844.80 | 59,300.80 |
| | | | Monthly | 3,510.00 | 3,685.07 | 3,868.80 | 4,062.93 | 4,265.73 | 4,478.93 | 4,702.53 | 4,820.40 | 4,941.73 |
| | | | Hourly | 20.2500 | 21.2600 | 22.3200 | 23.4400 | 24.6100 | 25.8400 | 27.1300 | 27.8100 | 28.5100 |
| Animal Services Division Manager | DMG | C30 | Annual | 111,758.40 | 117,353.60 | 123,219.20 | 129,376.00 | 135,844.80 | 142,646.40 | 149,780.80 | 153,524.80 | 157,372.80 |
| | | | Monthly | 9,313.20 | 9,779.47 | 10,268.27 | 10,781.33 | 11,320.40 | 11,887.20 | 12,481.73 | 12,793.73 | 13,114.40 |
| | | | Hourly | 53.7300 | 56.4200 | 59.2400 | 62.2000 | 65.3100 | 68.5800 | 72.0100 | 73.8100 | 75.6600 |
| Animal Services Field Supervisor | PAM | C22 | Annual | 75,628.80 | 79,414.40 | 83,387.20 | 87,547.20 | 91,915.20 | 96,512.00 | 101,337.60 | 103,875.20 | 106,475.20 |
| | | | Monthly | 6,302.40 | 6,617.87 | 6,948.93 | 7,295.60 | 7,659.60 | 8,042.67 | 8,444.80 | 8,656.27 | 8,872.93 |
| | | | Hourly | 36.3600 | 38.1800 | 40.0900 | 42.0900 | 44.1900 | 46.4000 | 48.7200 | 49.9400 | 51.1900 |

CITY OF MORENO VALLEY

SALARY SCALE - CAREER POSITIONS

EFFECTIVE 07/06/2024

EXHIBIT C

| TITLE | GRP | GRADE | | | | | | | | | | |
|---------------------------------------|-----|-------|---------|------------|------------|------------|------------|------------|------------|------------|------------|------------|
| | | | | A | B | C | D | E | F | G | H | I |
| | | | | 5.0% | 5.0% | 5.0% | 5.0% | 5.0% | 5.0% | 5.0% | 2.5% | 2.5% |
| Animal Services License Inspector | NE | C11 | Annual | 44,241.60 | 46,446.40 | 48,776.00 | 51,209.60 | 53,768.00 | 56,451.20 | 59,280.00 | 60,756.80 | 62,275.20 |
| | | | Monthly | 3,686.80 | 3,870.53 | 4,064.67 | 4,267.47 | 4,480.67 | 4,704.27 | 4,940.00 | 5,063.07 | 5,189.60 |
| | | | Hourly | 21.2700 | 22.3300 | 23.4500 | 24.6200 | 25.8500 | 27.1400 | 28.5000 | 29.2100 | 29.9400 |
| Animal Services Office Supervisor | PAM | C21 | Annual | 72,051.20 | 75,649.60 | 79,435.20 | 83,408.00 | 87,588.80 | 91,977.60 | 96,574.40 | 98,987.20 | 101,462.40 |
| | | | Monthly | 6,004.27 | 6,304.13 | 6,619.60 | 6,950.67 | 7,299.07 | 7,664.80 | 8,047.87 | 8,248.93 | 8,455.20 |
| | | | Hourly | 34.6400 | 36.3700 | 38.1900 | 40.1000 | 42.1100 | 44.2200 | 46.4300 | 47.5900 | 48.7800 |
| Applications & Database Administrator | PAM | C29 | Annual | 106,412.80 | 111,737.60 | 117,332.80 | 123,198.40 | 129,355.20 | 135,824.00 | 142,625.60 | 146,182.40 | 149,843.20 |
| | | | Monthly | 8,867.73 | 9,311.47 | 9,777.73 | 10,266.53 | 10,779.60 | 11,318.67 | 11,885.47 | 12,181.87 | 12,486.93 |
| | | | Hourly | 51.1600 | 53.7200 | 56.4100 | 59.2300 | 62.1900 | 65.3000 | 68.5700 | 70.2800 | 72.0400 |
| Applications Analyst | PAM | C25 | Annual | 87,568.00 | 91,956.80 | 96,553.60 | 101,379.20 | 106,454.40 | 111,779.20 | 117,374.40 | 120,307.20 | 123,323.20 |
| | | | Monthly | 7,297.33 | 7,663.07 | 8,046.13 | 8,448.27 | 8,871.20 | 9,314.93 | 9,781.20 | 10,025.60 | 10,276.93 |
| | | | Hourly | 42.1000 | 44.2100 | 46.4200 | 48.7400 | 51.1800 | 53.7400 | 56.4300 | 57.8400 | 59.2900 |
| Assistant to the City Manager | PAM | C24 | Annual | 83,387.20 | 87,547.20 | 91,915.20 | 96,512.00 | 101,337.60 | 106,412.80 | 111,737.60 | 114,524.80 | 117,395.20 |
| | | | Monthly | 6,948.93 | 7,295.60 | 7,659.60 | 8,042.67 | 8,444.80 | 8,867.73 | 9,311.47 | 9,543.73 | 9,782.93 |
| | | | Hourly | 40.0900 | 42.0900 | 44.1900 | 46.4000 | 48.7200 | 51.1600 | 53.7200 | 55.0600 | 56.4400 |
| Assistant Crossing Guard Supervisor | NE | C05 | Annual | 38,209.60 | 38,209.60 | 40,123.20 | 42,120.00 | 42,120.00 | 44,220.80 | 44,220.80 | 46,425.60 | 46,425.60 |
| | | | Monthly | 3,184.13 | 3,184.13 | 3,343.60 | 3,510.00 | 3,510.00 | 3,685.07 | 3,685.07 | 3,868.80 | 3,868.80 |
| | | | Hourly | 18.3700 | 19.2900 | 19.2900 | 20.2500 | 20.2500 | 21.2600 | 21.2600 | 22.3200 | 22.3200 |
| Assistant Engineer | PAM | C25 | Annual | 87,568.00 | 91,956.80 | 96,553.60 | 101,379.20 | 106,454.40 | 111,779.20 | 117,374.40 | 120,307.20 | 123,323.20 |
| | | | Monthly | 7,297.33 | 7,663.07 | 8,046.13 | 8,448.27 | 8,871.20 | 9,314.93 | 9,781.20 | 10,025.60 | 10,276.93 |
| | | | Hourly | 42.1000 | 44.2100 | 46.4200 | 48.7400 | 51.1800 | 53.7400 | 56.4300 | 57.8400 | 59.2900 |
| Assistant Network Administrator | PAM | C26 | Annual | 91,936.00 | 96,532.80 | 101,358.40 | 106,433.60 | 111,758.40 | 117,353.60 | 123,219.20 | 126,297.60 | 129,459.20 |
| | | | Monthly | 7,661.33 | 8,044.40 | 8,446.53 | 8,869.47 | 9,313.20 | 9,779.47 | 10,268.27 | 10,524.80 | 10,788.27 |
| | | | Hourly | 44.2000 | 46.4100 | 48.7300 | 51.1700 | 53.7300 | 56.4200 | 59.2400 | 60.7200 | 62.2400 |
| Associate Engineer I | PAM | C28 | Annual | 101,358.40 | 106,433.60 | 111,758.40 | 117,353.60 | 123,219.20 | 129,376.00 | 135,844.80 | 139,235.20 | 142,708.80 |
| | | | Monthly | 8,446.53 | 8,869.47 | 9,313.20 | 9,779.47 | 10,268.27 | 10,781.33 | 11,320.40 | 11,602.93 | 11,892.40 |
| | | | Hourly | 48.7300 | 51.1700 | 53.7300 | 56.4200 | 59.2400 | 62.2000 | 65.3100 | 66.9400 | 68.6100 |
| Associate Engineer II | PAM | C29 | Annual | 106,412.80 | 111,737.60 | 117,332.80 | 123,198.40 | 129,355.20 | 135,824.00 | 142,625.60 | 146,182.40 | 149,843.20 |
| | | | Monthly | 8,867.73 | 9,311.47 | 9,777.73 | 10,266.53 | 10,779.60 | 11,318.67 | 11,885.47 | 12,181.87 | 12,486.93 |
| | | | Hourly | 51.1600 | 53.7200 | 56.4100 | 59.2300 | 62.1900 | 65.3000 | 68.5700 | 70.2800 | 72.0400 |
| Associate Planner | PAM | C25 | Annual | 87,568.00 | 91,956.80 | 96,553.60 | 101,379.20 | 106,454.40 | 111,779.20 | 117,374.40 | 120,307.20 | 123,323.20 |
| | | | Monthly | 7,297.33 | 7,663.07 | 8,046.13 | 8,448.27 | 8,871.20 | 9,314.93 | 9,781.20 | 10,025.60 | 10,276.93 |
| | | | Hourly | 42.1000 | 44.2100 | 46.4200 | 48.7400 | 51.1800 | 53.7400 | 56.4300 | 57.8400 | 59.2900 |
| Audio Visual Technician | NE | C18 | Annual | 62,233.60 | 65,353.60 | 68,619.20 | 72,051.20 | 75,649.60 | 79,435.20 | 83,408.00 | 85,488.00 | 87,630.40 |
| | | | Monthly | 5,186.13 | 5,446.13 | 5,718.27 | 6,004.27 | 6,304.13 | 6,619.60 | 6,950.67 | 7,124.00 | 7,302.53 |
| | | | Hourly | 29.9200 | 31.4200 | 32.9900 | 34.6400 | 36.3700 | 38.1900 | 40.1000 | 41.1000 | 42.1300 |
| Banquet Facility Representative | PAM | C19 | Annual | 65,332.80 | 68,598.40 | 72,030.40 | 75,628.80 | 79,414.40 | 83,387.20 | 87,547.20 | 89,731.20 | 91,977.60 |
| | | | Monthly | 5,444.40 | 5,716.53 | 6,002.53 | 6,302.40 | 6,617.87 | 6,948.93 | 7,295.60 | 7,477.60 | 7,664.80 |
| | | | Hourly | 31.4100 | 32.9800 | 34.6300 | 36.3600 | 38.1800 | 40.0900 | 42.0900 | 43.1400 | 44.2200 |
| Building Division Manager/Official | DMG | C34 | Annual | 145,745.60 | 153,025.60 | 160,680.00 | 168,708.80 | 177,153.60 | 186,014.40 | 195,312.00 | 200,200.00 | 205,212.80 |
| | | | Monthly | 12,145.47 | 12,752.13 | 13,390.00 | 14,059.07 | 14,762.80 | 15,501.20 | 16,276.00 | 16,683.33 | 17,101.07 |
| | | | Hourly | 70.0700 | 73.5700 | 77.2500 | 81.1100 | 85.1700 | 89.4300 | 93.9000 | 96.2500 | 98.6600 |

CITY OF MORENO VALLEY

SALARY SCALE - CAREER POSITIONS

EFFECTIVE 07/06/2024

EXHIBIT C

| TITLE | GRP | GRADE | | | | | | | | | | |
|--|-----|-------|---------|------------|------------|------------|------------|------------|------------|------------|------------|------------|
| | | | | A | B | C | D | E | F | G | H | I |
| | | | | 5.0% | | 5.0% | 5.0% | 5.0% | 5.0% | 5.0% | 2.5% | 2.5% |
| Building Inspector I | NE | C21 | Annual | 83,387.20 | 87,547.20 | 91,915.20 | 96,512.00 | 101,337.60 | 106,412.80 | 111,737.60 | 114,524.80 | 117,395.20 |
| | | | Monthly | 6,948.93 | 7,295.60 | 7,659.60 | 8,042.67 | 8,444.80 | 8,867.73 | 9,311.47 | 9,543.73 | 9,782.93 |
| | | | Hourly | 40.0900 | 42.0900 | 44.1900 | 46.4000 | 48.7200 | 51.1600 | 53.7200 | 55.0600 | 56.4400 |
| Building Inspector II | NE | C24 | Annual | 83,387.20 | 87,547.20 | 91,915.20 | 96,512.00 | 101,337.60 | 106,412.80 | 111,737.60 | 114,524.80 | 117,395.20 |
| | | | Monthly | 6,948.93 | 7,295.60 | 7,659.60 | 8,042.67 | 8,444.80 | 8,867.73 | 9,311.47 | 9,543.73 | 9,782.93 |
| | | | Hourly | 40.0900 | 42.0900 | 44.1900 | 46.4000 | 48.7200 | 51.1600 | 53.7200 | 55.0600 | 56.4400 |
| Building Safety Supervisor | PAM | C27 | Annual | 96,532.80 | 101,358.40 | 106,433.60 | 111,758.40 | 117,353.60 | 123,219.20 | 129,376.00 | 132,620.80 | 135,928.00 |
| | | | Monthly | 8,044.40 | 8,446.53 | 8,869.47 | 9,313.20 | 9,779.47 | 10,268.27 | 10,781.33 | 11,051.73 | 11,327.33 |
| | | | Hourly | 46.4100 | 48.7300 | 51.1700 | 53.7300 | 56.4200 | 59.2400 | 62.2000 | 63.7600 | 65.3500 |
| Business License Liaison | NE | C16 | Annual | 56,451.20 | 59,280.00 | 62,254.40 | 65,374.40 | 68,640.00 | 72,072.00 | 75,670.40 | 77,563.20 | 79,497.60 |
| | | | Monthly | 4,704.27 | 4,940.00 | 5,187.87 | 5,447.87 | 5,720.00 | 6,006.00 | 6,305.87 | 6,463.60 | 6,624.80 |
| | | | Hourly | 27.1400 | 28.5000 | 29.9300 | 31.4300 | 33.0000 | 34.6500 | 36.3800 | 37.2900 | 38.2200 |
| Child Care Assistant | GRA | CC09 | Annual | 36,628.80 | 40,768.00 | 42,806.40 | 44,948.80 | 47,195.20 | 49,545.60 | 52,020.80 | 54,620.80 | 57,345.60 |
| | | | Monthly | 3,052.40 | 3,397.33 | 3,567.20 | 3,745.73 | 3,932.93 | 4,128.80 | 4,335.07 | 4,551.73 | 4,778.80 |
| | | | Hourly | 18.6700 | 19.6000 | 20.5800 | 21.6100 | 22.6900 | 23.8200 | 25.0100 | 26.2600 | 27.5700 |
| Child Care Instructor II | GRA | CC11 | Annual | 41,953.60 | 44,054.40 | 46,259.20 | 48,568.00 | 51,001.60 | 53,560.00 | 56,243.20 | 57,857.60 | 59,092.80 |
| | | | Monthly | 3,496.13 | 3,671.20 | 3,854.93 | 4,047.33 | 4,250.13 | 4,463.33 | 4,686.93 | 4,804.80 | 4,924.40 |
| | | | Hourly | 20.1700 | 21.1800 | 22.2400 | 23.3500 | 24.5200 | 25.7500 | 27.0400 | 27.7200 | 28.4100 |
| Child Care Program Manager | PAM | C19 | Annual | 65,332.80 | 68,598.40 | 72,030.40 | 75,628.80 | 79,414.40 | 83,387.20 | 87,547.20 | 89,731.20 | 91,977.60 |
| | | | Monthly | 5,444.40 | 5,716.53 | 6,002.53 | 6,302.40 | 6,617.87 | 6,948.93 | 7,295.60 | 7,477.60 | 7,664.80 |
| | | | Hourly | 31.4100 | 32.9800 | 34.6300 | 36.3600 | 38.1800 | 40.0900 | 42.0900 | 43.1400 | 44.2200 |
| Child Care Site Supervisor | GRA | C15 | Annual | 53,768.00 | 56,451.20 | 59,280.00 | 62,254.40 | 65,374.40 | 68,640.00 | 72,072.00 | 73,881.60 | 75,732.80 |
| | | | Monthly | 4,480.67 | 4,704.27 | 4,940.00 | 5,187.87 | 5,447.87 | 5,720.00 | 6,006.00 | 6,156.80 | 6,311.07 |
| | | | Hourly | 25.8500 | 27.1400 | 28.5000 | 29.9300 | 31.4300 | 33.0000 | 34.6500 | 35.5200 | 36.4100 |
| Community Enhancement Division Manager | DMG | C30 | Annual | 111,758.40 | 117,353.60 | 123,219.20 | 129,376.00 | 135,844.80 | 142,646.40 | 149,780.80 | 153,524.80 | 157,372.80 |
| | | | Monthly | 9,313.20 | 9,779.47 | 10,268.27 | 10,781.33 | 11,320.40 | 11,887.20 | 12,481.73 | 12,793.73 | 13,114.40 |
| | | | Hourly | 53.7300 | 56.4200 | 59.2400 | 62.2000 | 65.3100 | 68.5800 | 72.0100 | 73.8100 | 75.6600 |
| Community Enhancement Officer I | NE | C18 | Annual | 62,233.60 | 65,353.60 | 68,619.20 | 72,051.20 | 75,649.60 | 79,435.20 | 83,408.00 | 85,488.00 | 87,630.40 |
| | | | Monthly | 5,186.13 | 5,446.13 | 5,718.27 | 6,004.27 | 6,304.13 | 6,619.60 | 6,950.67 | 7,124.00 | 7,302.53 |
| | | | Hourly | 29.9200 | 31.4200 | 32.9900 | 34.6400 | 36.3700 | 38.1900 | 40.1000 | 41.1000 | 42.1300 |
| Community Enhancement Officer II | NE | C20 | Annual | 68,598.40 | 72,030.40 | 75,628.80 | 79,414.40 | 83,387.20 | 87,547.20 | 91,915.20 | 94,203.20 | 96,553.60 |
| | | | Monthly | 5,716.53 | 6,002.53 | 6,302.40 | 6,617.87 | 6,948.93 | 7,295.60 | 7,850.60 | 7,850.27 | 8,046.13 |
| | | | Hourly | 32.9800 | 34.6300 | 36.3600 | 38.1800 | 40.0900 | 42.0900 | 44.1900 | 45.2900 | 46.4200 |
| Community Enhancement Supervisor | PAM | C23 | Annual | 79,435.20 | 83,408.00 | 87,588.80 | 91,977.60 | 96,574.40 | 101,400.00 | 106,475.20 | 109,137.60 | 111,862.40 |
| | | | Monthly | 6,619.60 | 6,950.67 | 7,299.07 | 7,664.80 | 8,047.87 | 8,450.00 | 8,872.93 | 9,094.80 | 9,321.87 |
| | | | Hourly | 38.1900 | 40.1000 | 42.1100 | 44.2200 | 46.4300 | 48.7500 | 51.1900 | 52.4700 | 53.7800 |
| Community Services Assistant Coordinator | NE | C08 | Annual | 38,209.60 | 40,123.20 | 42,120.00 | 44,220.80 | 46,425.60 | 48,755.20 | 51,188.80 | 52,478.40 | 53,788.80 |
| | | | Monthly | 3,184.13 | 3,343.60 | 3,510.00 | 3,685.07 | 3,868.80 | 4,062.93 | 4,265.73 | 4,373.20 | 4,482.40 |
| | | | Hourly | 18.3700 | 19.2900 | 20.2500 | 21.2600 | 22.3200 | 23.4400 | 24.6100 | 25.2300 | 25.8600 |
| Community Services Coordinator | NE | C10 | Annual | 42,120.00 | 44,220.80 | 46,425.60 | 48,755.20 | 51,188.80 | 53,747.20 | 56,430.40 | 57,844.80 | 59,300.80 |
| | | | Monthly | 3,510.00 | 3,685.07 | 3,868.80 | 4,062.93 | 4,265.73 | 4,478.93 | 4,702.53 | 4,820.40 | 4,941.73 |
| | | | Hourly | 20.2500 | 21.2600 | 22.3200 | 23.4400 | 24.6100 | 25.8400 | 27.1300 | 27.8100 | 28.5100 |

CITY OF MORENO VALLEY

SALARY SCALE - CAREER POSITIONS

EFFECTIVE 07/06/2024

EXHIBIT C

| TITLE | GRP | GRADE | | | | | | | | | | |
|---------------------------------------|-----|-------|---------|------------|------------|------------|------------|------------|------------|------------|------------|------------|
| | | | | A | B | C | D | E | F | G | H | I |
| | | | | 5.0% | | 5.0% | 5.0% | 5.0% | 5.0% | 5.0% | 2.5% | 2.5% |
| Community Services Division Manager | DMG | C30 | Annual | 111,758.40 | 117,353.60 | 123,219.20 | 129,376.00 | 135,844.80 | 142,646.40 | 149,780.80 | 153,524.80 | 157,372.80 |
| | | | Monthly | 9,313.20 | 9,779.47 | 10,268.27 | 10,781.33 | 11,320.40 | 11,887.20 | 12,481.73 | 12,793.73 | 13,114.40 |
| | | | Hourly | 53.7300 | 56.4200 | 59.2400 | 62.2000 | 65.3100 | 68.5800 | 72.0100 | 73.8100 | 75.6600 |
| Community Services Supervisor | PAM | C19 | Annual | 65,332.80 | 68,598.40 | 72,030.40 | 75,628.80 | 79,414.40 | 83,387.20 | 87,547.20 | 89,731.20 | 91,977.60 |
| | | | Monthly | 5,444.40 | 5,716.53 | 6,002.53 | 6,302.40 | 6,617.87 | 6,948.93 | 7,295.60 | 7,477.60 | 7,664.80 |
| | | | Hourly | 31.4100 | 32.9800 | 34.6300 | 36.3600 | 38.1800 | 40.0900 | 42.0900 | 43.1400 | 44.2200 |
| Construction Inspector | NE | C22 | Annual | 75,628.80 | 79,414.40 | 83,387.20 | 87,547.20 | 91,915.20 | 96,512.00 | 101,337.60 | 103,875.20 | 106,475.20 |
| | | | Monthly | 6,302.40 | 6,617.87 | 6,948.93 | 7,295.60 | 7,659.60 | 8,042.67 | 8,444.80 | 8,656.27 | 8,872.93 |
| | | | Hourly | 36.3600 | 38.1800 | 40.0900 | 42.0900 | 44.1900 | 46.4000 | 48.7200 | 49.9400 | 51.1900 |
| Construction Inspector Supervisor | PAM | C25 | Annual | 87,568.00 | 91,956.80 | 96,553.60 | 101,379.20 | 106,454.40 | 111,779.20 | 117,374.40 | 120,307.20 | 123,323.20 |
| | | | Monthly | 7,297.33 | 7,663.07 | 8,046.13 | 8,448.27 | 8,871.20 | 9,314.93 | 9,781.20 | 10,025.60 | 10,276.93 |
| | | | Hourly | 42.1000 | 44.2100 | 46.4200 | 48.7400 | 51.1800 | 53.7400 | 56.4300 | 57.8400 | 59.2900 |
| Crossing Guard Supervisor | NE | C07 | Annual | 38,209.60 | 40,123.20 | 42,120.00 | 44,220.80 | 46,425.60 | 48,755.20 | 51,188.80 | 52,478.40 | 53,788.80 |
| | | | Monthly | 3,184.13 | 3,343.60 | 3,510.00 | 3,685.07 | 3,868.80 | 4,062.93 | 4,265.73 | 4,373.20 | 4,482.40 |
| | | | Hourly | 18.3700 | 19.2900 | 20.2500 | 21.2600 | 22.3200 | 23.4400 | 24.6100 | 25.2300 | 25.8600 |
| Customer Service Manager | PAM | C26 | Annual | 91,936.00 | 96,532.80 | 101,358.40 | 106,433.60 | 111,758.40 | 117,353.60 | 123,219.20 | 126,297.60 | 129,459.20 |
| | | | Monthly | 7,661.33 | 8,044.40 | 8,446.53 | 8,869.47 | 9,313.20 | 9,779.47 | 10,268.27 | 10,524.80 | 10,788.27 |
| | | | Hourly | 44.2000 | 46.4100 | 48.7300 | 51.1700 | 53.7300 | 56.4200 | 59.2400 | 60.7200 | 62.2400 |
| Deputy City Clerk | NE | C17 | Annual | 59,280.00 | 62,254.40 | 65,374.40 | 68,640.00 | 72,072.00 | 75,670.40 | 79,456.00 | 81,452.80 | 83,491.20 |
| | | | Monthly | 4,940.00 | 5,187.87 | 5,447.87 | 5,720.00 | 6,006.00 | 6,305.87 | 6,621.33 | 6,787.73 | 6,957.60 |
| | | | Hourly | 28.5000 | 29.9300 | 31.4300 | 33.0000 | 34.6500 | 36.3800 | 38.2000 | 39.1600 | 40.1400 |
| Deputy City Manager | DMG | C30 | Annual | 111,758.40 | 117,353.60 | 123,219.20 | 129,376.00 | 135,844.80 | 142,646.40 | 149,780.80 | 153,524.80 | 157,372.80 |
| | | | Monthly | 9,313.20 | 9,779.47 | 10,268.27 | 10,781.33 | 11,320.40 | 11,887.20 | 12,481.73 | 12,793.73 | 13,114.40 |
| | | | Hourly | 53.7300 | 56.4200 | 59.2400 | 62.2000 | 65.3100 | 68.5800 | 72.0100 | 73.8100 | 75.6600 |
| Deputy Compliance Director | DMG | C35 | Annual | 153,046.40 | 160,700.80 | 168,729.60 | 177,174.40 | 186,035.20 | 195,332.80 | 205,108.80 | 210,246.40 | 215,508.80 |
| | | | Monthly | 12,753.87 | 13,391.73 | 14,060.80 | 14,764.53 | 15,502.93 | 16,277.73 | 17,092.40 | 17,520.53 | 17,959.07 |
| | | | Hourly | 73.5800 | 77.2600 | 81.1200 | 85.1800 | 89.4400 | 93.9100 | 98.6100 | 101.0800 | 103.6100 |
| Deputy Finance Director | DMG | C34 | Annual | 145,745.60 | 153,025.60 | 160,680.00 | 168,708.80 | 177,153.60 | 186,014.40 | 195,312.00 | 200,200.00 | 205,212.80 |
| | | | Monthly | 12,145.47 | 12,752.13 | 13,390.00 | 14,059.07 | 14,762.80 | 15,501.20 | 16,276.00 | 16,683.33 | 17,101.07 |
| | | | Hourly | 70.0700 | 73.5700 | 77.2500 | 81.1100 | 85.1700 | 89.4300 | 93.9000 | 96.2500 | 98.6600 |
| Economic Development Division Manager | DMG | C30 | Annual | 111,758.40 | 117,353.60 | 123,219.20 | 129,376.00 | 135,844.80 | 142,646.40 | 149,780.80 | 153,524.80 | 157,372.80 |
| | | | Monthly | 9,313.20 | 9,779.47 | 10,268.27 | 10,781.33 | 11,320.40 | 11,887.20 | 12,481.73 | 12,793.73 | 13,114.40 |
| | | | Hourly | 53.7300 | 56.4200 | 59.2400 | 62.2000 | 65.3100 | 68.5800 | 72.0100 | 73.8100 | 75.6600 |
| Electric Utility Assistant Manager | PAM | C34 | Annual | 145,745.60 | 153,025.60 | 160,680.00 | 168,708.80 | 177,153.60 | 186,014.40 | 195,312.00 | 200,200.00 | 205,212.80 |
| | | | Monthly | 12,145.47 | 12,752.13 | 13,390.00 | 14,059.07 | 14,762.80 | 15,501.20 | 16,276.00 | 16,683.33 | 17,101.07 |
| | | | Hourly | 70.0700 | 73.5700 | 77.2500 | 81.1100 | 85.1700 | 89.4300 | 93.9000 | 96.2500 | 98.6600 |
| Electric Utility Division Manager | DMG | C36 | Annual | 168,438.40 | 176,862.40 | 185,702.40 | 194,979.20 | 204,734.40 | 214,968.00 | 225,721.60 | 231,358.40 | 237,140.80 |
| | | | Monthly | 14,036.53 | 14,738.53 | 15,475.20 | 16,248.27 | 17,061.20 | 17,914.00 | 18,810.13 | 19,279.87 | 19,761.73 |
| | | | Hourly | 80.9800 | 85.0300 | 89.2800 | 93.7400 | 98.4300 | 103.3500 | 108.5200 | 111.2300 | 114.0100 |
| Electric Utility Program Coordinator | PAM | C27 | Annual | 96,532.80 | 101,358.40 | 106,433.60 | 111,758.40 | 117,353.60 | 123,219.20 | 129,376.00 | 132,620.80 | 135,928.00 |
| | | | Monthly | 8,044.40 | 8,446.53 | 8,869.47 | 9,313.20 | 9,779.47 | 10,268.27 | 10,781.33 | 11,051.73 | 11,327.33 |
| | | | Hourly | 46.4100 | 48.7300 | 51.1700 | 53.7300 | 56.4200 | 59.2400 | 62.2000 | 63.7600 | 65.3500 |

CITY OF MORENO VALLEY

SALARY SCALE - CAREER POSITIONS

EFFECTIVE 07/06/2024

EXHIBIT C

| TITLE | GRP | GRADE | | | | | | | | | | | |
|---|-----|-------|---------|------------|------------|------------|------------|------------|------------|------------|------------|------------|--|
| | | | | A | B | C | D | E | F | G | H | I | |
| | | | | 5.0% | 5.0% | 5.0% | 5.0% | 5.0% | 5.0% | 5.0% | 2.5% | 2.5% | |
| Emergency Management Coordinator | PAM | C22 | Annual | 75,628.80 | 79,414.40 | 83,387.20 | 87,547.20 | 91,915.20 | 96,512.00 | 101,337.60 | 103,875.20 | 106,475.20 | |
| | | | Monthly | 6,302.40 | 6,617.87 | 6,948.93 | 7,295.60 | 7,659.60 | 8,042.67 | 8,444.80 | 8,656.27 | 8,872.93 | |
| | | | Hourly | 36.3600 | 38.1800 | 40.0900 | 42.0900 | 44.1900 | 46.4000 | 48.7200 | 49.9400 | 51.1900 | |
| Emergency Management & Volunteer Services Program Manager | DMG | C30 | Annual | 111,758.40 | 117,353.60 | 123,219.20 | 129,376.00 | 135,844.80 | 142,646.40 | 149,780.80 | 153,524.80 | 157,372.80 | |
| | | | Monthly | 9,313.20 | 9,779.47 | 10,268.27 | 10,781.33 | 11,320.40 | 11,887.20 | 12,481.73 | 12,793.73 | 13,114.40 | |
| | | | Hourly | 53.7300 | 56.4200 | 59.2400 | 62.2000 | 65.3100 | 68.5800 | 72.0100 | 73.8100 | 75.6600 | |
| Engineering Division Manager/Assistant City Engineer | DMG | C34 | Annual | 145,745.60 | 153,025.60 | 160,680.00 | 168,708.80 | 177,153.60 | 186,014.40 | 195,312.00 | 200,200.00 | 205,212.80 | |
| | | | Monthly | 12,145.47 | 12,752.13 | 13,390.00 | 14,059.07 | 14,762.80 | 15,501.20 | 16,276.00 | 16,683.33 | 17,101.07 | |
| | | | Hourly | 70.0700 | 73.5700 | 77.2500 | 81.1100 | 85.1700 | 89.4300 | 93.9000 | 96.2500 | 98.6600 | |
| Enterprise Systems Administrator | PAM | C31 | Annual | 117,332.80 | 123,198.40 | 129,355.20 | 135,824.00 | 142,625.60 | 149,760.00 | 157,248.00 | 161,179.20 | 165,214.40 | |
| | | | Monthly | 9,777.73 | 10,266.53 | 10,779.60 | 11,318.67 | 11,885.47 | 12,480.00 | 13,104.00 | 13,431.60 | 13,767.87 | |
| | | | Hourly | 56.4100 | 59.2300 | 62.1900 | 65.3000 | 68.5700 | 72.0000 | 75.6000 | 77.4900 | 79.4300 | |
| Equipment Operator | NE | C17 | Annual | 59,280.00 | 62,254.40 | 65,374.40 | 68,640.00 | 72,072.00 | 75,670.40 | 79,456.00 | 81,452.80 | 83,491.20 | |
| | | | Monthly | 4,940.00 | 5,187.87 | 5,447.87 | 5,720.00 | 6,006.00 | 6,305.87 | 6,621.33 | 6,787.73 | 6,957.60 | |
| | | | Hourly | 28.5000 | 29.9300 | 31.4300 | 33.0000 | 34.6500 | 36.3800 | 38.2000 | 39.1600 | 40.1400 | |
| Executive Assistant I | NE | C19 | Annual | 65,332.80 | 68,598.40 | 72,030.40 | 75,628.80 | 79,414.40 | 83,387.20 | 87,547.20 | 89,731.20 | 91,977.60 | |
| | | | Monthly | 5,444.40 | 5,716.53 | 6,002.53 | 6,302.40 | 6,617.87 | 6,948.93 | 7,295.60 | 7,477.60 | 7,664.80 | |
| | | | Hourly | 31.4100 | 32.9800 | 34.6300 | 36.3600 | 38.1800 | 40.0900 | 42.0900 | 43.1400 | 44.2200 | |
| Executive Assistant to Mayor/City Council | DMG | C30 | Annual | 111,758.40 | 117,353.60 | 123,219.20 | 129,376.00 | 135,844.80 | 142,646.40 | 149,780.80 | 153,524.80 | 157,372.80 | |
| | | | Monthly | 9,313.20 | 9,779.47 | 10,268.27 | 10,781.33 | 11,320.40 | 11,887.20 | 12,481.73 | 12,793.73 | 13,114.40 | |
| | | | Hourly | 53.7300 | 56.4200 | 59.2400 | 62.2000 | 65.3100 | 68.5800 | 72.0100 | 73.8100 | 75.6600 | |
| Facilities Maintenance Mechanic | NE | C15 | Annual | 53,768.00 | 56,451.20 | 59,280.00 | 62,254.40 | 65,374.40 | 68,640.00 | 72,072.00 | 73,881.60 | 75,732.80 | |
| | | | Monthly | 4,480.67 | 4,704.27 | 4,940.00 | 5,187.87 | 5,447.87 | 5,720.00 | 6,006.00 | 6,156.80 | 6,311.07 | |
| | | | Hourly | 25.8500 | 27.1400 | 28.5000 | 29.9300 | 31.4300 | 33.0000 | 34.6500 | 35.5200 | 36.4100 | |
| Facilities Maintenance Worker | NE | C13 | Annual | 48,755.20 | 51,188.80 | 53,747.20 | 56,430.40 | 59,259.20 | 62,212.80 | 65,332.80 | 66,976.00 | 68,660.80 | |
| | | | Monthly | 4,062.93 | 4,265.73 | 4,478.93 | 4,702.53 | 4,938.27 | 5,184.40 | 5,444.40 | 5,581.33 | 5,721.73 | |
| | | | Hourly | 23.4400 | 24.6100 | 25.8400 | 27.1300 | 28.4900 | 29.9100 | 31.4100 | 32.2000 | 33.0100 | |
| Financial Operations Division Manager | DMG | C33 | Annual | 135,574.40 | 142,355.20 | 149,468.80 | 156,936.00 | 164,777.60 | 173,014.40 | 181,667.20 | 186,201.60 | 190,860.80 | |
| | | | Monthly | 11,297.87 | 11,862.93 | 12,455.73 | 13,078.00 | 13,731.47 | 14,417.87 | 15,138.93 | 15,516.80 | 15,905.07 | |
| | | | Hourly | 65.1800 | 68.4400 | 71.8600 | 75.4500 | 79.2200 | 83.1800 | 87.3400 | 89.5200 | 91.7600 | |
| Financial Resources Division Manager | DMG | C33 | Annual | 135,574.40 | 142,355.20 | 149,468.80 | 156,936.00 | 164,777.60 | 173,014.40 | 181,667.20 | 186,201.60 | 190,860.80 | |
| | | | Monthly | 11,297.87 | 11,862.93 | 12,455.73 | 13,078.00 | 13,731.47 | 14,417.87 | 15,138.93 | 15,516.80 | 15,905.07 | |
| | | | Hourly | 65.1800 | 68.4400 | 71.8600 | 75.4500 | 79.2200 | 83.1800 | 87.3400 | 89.5200 | 91.7600 | |
| Fleet & Facilities Division Manager | DMG | C31 | Annual | 117,332.80 | 123,198.40 | 129,355.20 | 135,824.00 | 142,625.60 | 149,760.00 | 157,248.00 | 161,179.20 | 165,214.40 | |
| | | | Monthly | 9,777.73 | 10,266.53 | 10,779.60 | 11,318.67 | 11,885.47 | 12,480.00 | 13,104.00 | 13,431.60 | 13,767.87 | |
| | | | Hourly | 56.4100 | 59.2300 | 62.1900 | 65.3000 | 68.5700 | 72.0000 | 75.6000 | 77.4900 | 79.4300 | |
| Fleet & Facilities Maintenance Supervisor | PAM | C27 | Annual | 96,532.80 | 101,358.40 | 106,433.60 | 111,758.40 | 117,353.60 | 123,219.20 | 129,376.00 | 132,620.80 | 135,928.00 | |
| | | | Monthly | 8,044.40 | 8,446.53 | 8,869.47 | 9,313.20 | 9,779.47 | 10,268.27 | 10,781.33 | 11,051.73 | 11,327.33 | |
| | | | Hourly | 46.4100 | 48.7300 | 51.1700 | 53.7300 | 56.4200 | 59.2400 | 62.2000 | 63.7600 | 65.3500 | |
| GIS Administrator | PAM | C29 | Annual | 106,412.80 | 111,737.60 | 117,332.80 | 123,198.40 | 129,355.20 | 135,824.00 | 142,625.60 | 146,182.40 | 149,843.20 | |
| | | | Monthly | 8,867.73 | 9,311.47 | 9,777.73 | 10,266.53 | 10,779.60 | 11,318.67 | 11,885.47 | 12,181.87 | 12,486.93 | |
| | | | Hourly | 51.1600 | 53.7200 | 56.4100 | 59.2300 | 62.1900 | 65.3000 | 68.5700 | 70.2800 | 72.0400 | |

CITY OF MORENO VALLEY

SALARY SCALE - CAREER POSITIONS

EFFECTIVE 07/06/2024

EXHIBIT C

| TITLE | GRP | GRADE | | | | | | | | | | |
|---|-----|-------|---------|------------|------------|------------|------------|------------|------------|------------|------------|------------|
| | | | | A | B | C | D | E | F | G | H | I |
| | | | | 5.0% | 5.0% | 5.0% | 5.0% | 5.0% | 5.0% | 5.0% | 2.5% | 2.5% |
| GIS Applications Analyst | PAM | C25 | Annual | 87,568.00 | 91,956.80 | 96,553.60 | 101,379.20 | 106,454.40 | 111,779.20 | 117,374.40 | 120,307.20 | 123,323.20 |
| | | | Monthly | 7,297.33 | 7,663.07 | 8,046.13 | 8,448.27 | 8,871.20 | 9,314.93 | 9,781.20 | 10,025.60 | 10,276.93 |
| | | | Hourly | 42.1000 | 44.2100 | 46.4200 | 48.7400 | 51.1800 | 53.7400 | 56.4300 | 57.8400 | 59.2900 |
| Grants Division Manager | DMG | C33 | Annual | 135,574.40 | 142,355.20 | 149,468.80 | 156,936.00 | 164,777.60 | 173,014.40 | 181,667.20 | 186,201.60 | 190,860.80 |
| | | | Monthly | 11,297.87 | 11,862.93 | 12,455.73 | 13,078.00 | 13,731.47 | 14,417.87 | 15,138.93 | 15,516.80 | 15,905.07 |
| | | | Hourly | 65.1800 | 68.4400 | 71.8600 | 75.4500 | 79.2200 | 83.1800 | 87.3400 | 89.5200 | 91.7600 |
| Human Resources Analyst | PAM | C24 | Annual | 83,387.20 | 87,547.20 | 91,915.20 | 96,512.00 | 101,337.60 | 106,412.80 | 111,737.60 | 114,524.80 | 117,395.20 |
| | | | Monthly | 6,948.93 | 7,295.60 | 7,659.60 | 8,042.67 | 8,444.80 | 8,867.73 | 9,311.47 | 9,543.73 | 9,782.93 |
| | | | Hourly | 40.0900 | 42.0900 | 44.1900 | 46.4000 | 48.7200 | 51.1600 | 53.7200 | 55.0600 | 56.4400 |
| Human Resources Division Manager | DMG | C34 | Annual | 145,745.60 | 153,025.60 | 160,680.00 | 168,708.80 | 177,153.60 | 186,014.40 | 195,312.00 | 200,200.00 | 205,212.80 |
| | | | Monthly | 12,145.47 | 12,752.13 | 13,390.00 | 14,059.07 | 14,762.80 | 15,501.20 | 16,276.00 | 16,683.33 | 17,101.07 |
| | | | Hourly | 70.0700 | 73.5700 | 77.2500 | 81.1100 | 85.1700 | 89.4300 | 93.9000 | 96.2500 | 98.6600 |
| Human Resources Technician | NE | C22 | Annual | 75,628.80 | 79,414.40 | 83,387.20 | 87,547.20 | 91,915.20 | 96,512.00 | 101,337.60 | 103,875.20 | 106,475.20 |
| | | | Monthly | 6,302.40 | 6,617.87 | 6,948.93 | 7,295.60 | 7,659.60 | 8,042.67 | 8,444.80 | 8,656.27 | 8,872.93 |
| | | | Hourly | 36.3600 | 38.1800 | 40.0900 | 42.0900 | 44.1900 | 46.4000 | 48.7200 | 49.9400 | 51.1900 |
| Information Technology Technician | NE | C20 | Annual | 68,598.40 | 72,030.40 | 75,628.80 | 79,414.40 | 83,387.20 | 87,547.20 | 91,915.20 | 94,203.20 | 96,553.60 |
| | | | Monthly | 5,716.53 | 6,002.53 | 6,302.40 | 6,617.87 | 6,948.93 | 7,295.60 | 7,659.60 | 7,850.27 | 8,046.13 |
| | | | Hourly | 32.9800 | 34.6300 | 36.3600 | 38.1800 | 40.0900 | 42.0900 | 44.1900 | 45.2900 | 46.4200 |
| Landscape Services Inspector | NE | C18 | Annual | 62,233.60 | 65,353.60 | 68,619.20 | 72,051.20 | 75,649.60 | 79,435.20 | 83,408.00 | 85,488.00 | 87,630.40 |
| | | | Monthly | 5,186.13 | 5,446.13 | 5,718.27 | 6,004.27 | 6,304.13 | 6,619.60 | 6,950.67 | 7,124.00 | 7,302.53 |
| | | | Hourly | 29.9200 | 31.4200 | 32.9900 | 34.6400 | 36.3700 | 38.1900 | 40.1000 | 41.1000 | 42.1300 |
| Lead Facilities Maintenance Worker | NE | C18 | Annual | 62,233.60 | 65,353.60 | 68,619.20 | 72,051.20 | 75,649.60 | 79,435.20 | 83,408.00 | 85,488.00 | 87,630.40 |
| | | | Monthly | 5,186.13 | 5,446.13 | 5,718.27 | 6,004.27 | 6,304.13 | 6,619.60 | 6,950.67 | 7,124.00 | 7,302.53 |
| | | | Hourly | 29.9200 | 31.4200 | 32.9900 | 34.6400 | 36.3700 | 38.1900 | 40.1000 | 41.1000 | 42.1300 |
| Lead Maintenance Worker | NE | C19 | Annual | 65,332.80 | 68,598.40 | 72,030.40 | 75,628.80 | 79,414.40 | 83,387.20 | 87,547.20 | 89,731.20 | 91,977.60 |
| | | | Monthly | 5,444.40 | 5,716.53 | 6,002.53 | 6,302.40 | 6,617.87 | 6,948.93 | 7,295.60 | 7,477.60 | 7,664.80 |
| | | | Hourly | 31.4100 | 32.9800 | 34.6300 | 36.3600 | 38.1800 | 40.0900 | 42.0900 | 43.1400 | 44.2200 |
| Lead Parks Maintenance Worker | NE | C15 | Annual | 53,768.00 | 56,451.20 | 59,280.00 | 62,254.40 | 65,374.40 | 68,640.00 | 72,072.00 | 73,881.60 | 75,732.80 |
| | | | Monthly | 4,480.67 | 4,704.27 | 4,940.00 | 5,187.87 | 5,447.87 | 5,720.00 | 6,006.00 | 6,156.80 | 6,311.07 |
| | | | Hourly | 25.8500 | 27.1400 | 28.5000 | 29.9300 | 31.4300 | 33.0000 | 34.6500 | 35.5200 | 36.4100 |
| Lead Traffic Sign/Marking Technician | NE | C18 | Annual | 62,233.60 | 65,353.60 | 68,619.20 | 72,051.20 | 75,649.60 | 79,435.20 | 83,408.00 | 85,488.00 | 87,630.40 |
| | | | Monthly | 5,186.13 | 5,446.13 | 5,718.27 | 6,004.27 | 6,304.13 | 6,619.60 | 6,950.67 | 7,124.00 | 7,302.53 |
| | | | Hourly | 29.9200 | 31.4200 | 32.9900 | 34.6400 | 36.3700 | 38.1900 | 40.1000 | 41.1000 | 42.1300 |
| Lead Vehicle/Equipment Technician | NE | C19 | Annual | 65,332.80 | 68,598.40 | 72,030.40 | 75,628.80 | 79,414.40 | 83,387.20 | 87,547.20 | 89,731.20 | 91,977.60 |
| | | | Monthly | 5,444.40 | 5,716.53 | 6,002.53 | 6,302.40 | 6,617.87 | 6,948.93 | 7,295.60 | 7,477.60 | 7,664.80 |
| | | | Hourly | 31.4100 | 32.9800 | 34.6300 | 36.3600 | 38.1800 | 40.0900 | 42.0900 | 43.1400 | 44.2200 |
| Maintenance & Operations Division Manager | DMG | C31 | Annual | 117,332.80 | 123,198.40 | 129,355.20 | 135,824.00 | 142,625.60 | 149,760.00 | 157,248.00 | 161,179.20 | 165,214.40 |
| | | | Monthly | 9,777.73 | 10,266.53 | 10,779.60 | 11,318.67 | 11,885.47 | 12,480.00 | 13,104.00 | 13,431.60 | 13,767.87 |
| | | | Hourly | 56.4100 | 59.2300 | 62.1900 | 65.3000 | 68.5700 | 72.0000 | 75.6000 | 77.4900 | 79.4300 |
| Maintenance Worker I | NE | C12 | Annual | 46,446.40 | 48,776.00 | 51,209.60 | 53,768.00 | 56,451.20 | 59,280.00 | 62,254.40 | 63,814.40 | 65,416.00 |
| | | | Monthly | 3,870.53 | 4,064.67 | 4,267.47 | 4,480.67 | 4,704.27 | 4,940.00 | 5,187.87 | 5,317.87 | 5,451.33 |
| | | | Hourly | 22.3300 | 23.4500 | 24.6200 | 25.8500 | 27.1400 | 28.5000 | 29.9300 | 30.6800 | 31.4500 |

CITY OF MORENO VALLEY

SALARY SCALE - CAREER POSITIONS

EFFECTIVE 07/06/2024

EXHIBIT C

| TITLE | GRP | GRADE | | | | | | | | | | | |
|---|-----|-------|---------|------------|------------|------------|------------|------------|------------|------------|------------|------------|--|
| | | | | A | B | C | D | E | F | G | H | I | |
| | | | | 5.0% | 5.0% | 5.0% | 5.0% | 5.0% | 5.0% | 5.0% | 2.5% | 2.5% | |
| Maintenance Worker II | NE | C15 | Annual | 53,768.00 | 56,451.20 | 59,280.00 | 62,254.40 | 65,374.40 | 68,640.00 | 72,072.00 | 73,881.60 | 75,732.80 | |
| | | | Monthly | 4,480.67 | 4,704.27 | 4,940.00 | 5,187.87 | 5,447.87 | 5,720.00 | 6,006.00 | 6,156.80 | 6,311.07 | |
| | | | Hourly | 25.8500 | 27.1400 | 28.5000 | 29.9300 | 31.4300 | 33.0000 | 34.6500 | 35.5200 | 36.4100 | |
| Maintenance Worker/Work Release Coordinator | NE | C16 | Annual | 56,451.20 | 59,280.00 | 62,254.40 | 65,374.40 | 68,640.00 | 72,072.00 | 75,670.40 | 77,563.20 | 79,497.60 | |
| | | | Monthly | 4,704.27 | 4,940.00 | 5,187.87 | 5,447.87 | 5,720.00 | 6,006.00 | 6,305.87 | 6,463.60 | 6,624.80 | |
| | | | Hourly | 27.1400 | 28.5000 | 29.9300 | 31.4300 | 33.0000 | 34.6500 | 36.3800 | 37.2900 | 38.2200 | |
| Management Aide | NE | C18 | Annual | 62,233.60 | 65,353.60 | 68,619.20 | 72,051.20 | 75,649.60 | 79,435.20 | 83,408.00 | 85,488.00 | 87,630.40 | |
| | | | Monthly | 5,186.13 | 5,446.13 | 5,718.27 | 6,004.27 | 6,304.13 | 6,619.60 | 6,950.67 | 7,124.00 | 7,302.53 | |
| | | | Hourly | 29.9200 | 31.4200 | 32.9900 | 34.6400 | 36.3700 | 38.1900 | 40.1000 | 41.1000 | 42.1300 | |
| Management Analyst | PAM | C24 | Annual | 83,387.20 | 87,547.20 | 91,915.20 | 96,512.00 | 101,337.60 | 106,412.80 | 111,737.60 | 114,524.80 | 117,395.20 | |
| | | | Monthly | 6,948.93 | 7,295.60 | 7,659.60 | 8,042.67 | 8,444.80 | 8,867.73 | 9,311.47 | 9,543.73 | 9,782.93 | |
| | | | Hourly | 40.0900 | 42.0900 | 44.1900 | 46.4000 | 48.7200 | 51.1600 | 53.7200 | 55.0600 | 56.4400 | |
| Management Assistant | PAM | C22 | Annual | 75,628.80 | 79,414.40 | 83,387.20 | 87,547.20 | 91,915.20 | 96,512.00 | 101,337.60 | 103,875.20 | 106,475.20 | |
| | | | Monthly | 6,302.40 | 6,617.87 | 6,948.93 | 7,295.60 | 7,659.60 | 8,042.67 | 8,444.80 | 8,656.27 | 8,872.93 | |
| | | | Hourly | 36.3600 | 38.1800 | 40.0900 | 42.0900 | 44.1900 | 46.4000 | 48.7200 | 49.9400 | 51.1900 | |
| Media & Communications Division Manager | DMG | C33 | Annual | 135,574.40 | 142,355.20 | 149,468.80 | 156,936.00 | 164,777.60 | 173,014.40 | 181,667.20 | 186,201.60 | 190,860.80 | |
| | | | Monthly | 11,297.87 | 11,862.93 | 12,455.73 | 13,078.00 | 13,731.47 | 14,417.87 | 15,138.93 | 15,516.80 | 15,905.07 | |
| | | | Hourly | 65.1800 | 68.4400 | 71.8600 | 75.4500 | 79.2200 | 83.1800 | 87.3400 | 89.5200 | 91.7600 | |
| Network Administrator | PAM | C31 | Annual | 117,332.80 | 123,198.40 | 129,355.20 | 135,824.00 | 142,625.60 | 149,760.00 | 157,248.00 | 161,179.20 | 165,214.40 | |
| | | | Monthly | 9,777.73 | 10,266.53 | 10,779.60 | 11,318.67 | 11,885.47 | 12,480.00 | 13,104.00 | 13,431.60 | 13,767.87 | |
| | | | Hourly | 56.4100 | 59.2300 | 62.1900 | 65.3000 | 68.5700 | 72.0000 | 75.6000 | 77.4900 | 79.4300 | |
| Network & Systems Specialist | PAM | C24 | Annual | 83,387.20 | 87,547.20 | 91,915.20 | 96,512.00 | 101,337.60 | 106,412.80 | 111,737.60 | 114,524.80 | 117,395.20 | |
| | | | Monthly | 6,948.93 | 7,295.60 | 7,659.60 | 8,042.67 | 8,444.80 | 8,867.73 | 9,311.47 | 9,543.73 | 9,782.93 | |
| | | | Hourly | 40.0900 | 42.0900 | 44.1900 | 46.4000 | 48.7200 | 51.1600 | 53.7200 | 55.0600 | 56.4400 | |
| Paralegal | NE | C20 | Annual | 68,598.40 | 72,030.40 | 75,628.80 | 79,414.40 | 83,387.20 | 87,547.20 | 91,915.20 | 94,203.20 | 96,553.60 | |
| | | | Monthly | 5,716.53 | 6,002.53 | 6,302.40 | 6,617.87 | 6,948.93 | 7,295.60 | 7,659.60 | 7,850.27 | 8,046.13 | |
| | | | Hourly | 32.9800 | 34.6300 | 36.3600 | 38.1800 | 40.0900 | 42.0900 | 44.1900 | 45.2900 | 46.4200 | |
| Park Ranger | NE | C16 | Annual | 56,451.20 | 59,280.00 | 62,254.40 | 65,374.40 | 68,640.00 | 72,072.00 | 75,670.40 | 77,563.20 | 79,497.60 | |
| | | | Monthly | 4,704.27 | 4,940.00 | 5,187.87 | 5,447.87 | 5,720.00 | 6,006.00 | 6,305.87 | 6,463.60 | 6,624.80 | |
| | | | Hourly | 27.1400 | 28.5000 | 29.9300 | 31.4300 | 33.0000 | 34.6500 | 36.3800 | 37.2900 | 38.2200 | |
| Parking Control Officer | NE | C12 | Annual | 46,446.40 | 48,776.00 | 51,209.60 | 53,768.00 | 56,451.20 | 59,280.00 | 62,254.40 | 63,814.40 | 65,416.00 | |
| | | | Monthly | 3,870.53 | 4,064.67 | 4,267.47 | 4,480.67 | 4,704.27 | 4,940.00 | 5,187.87 | 5,317.87 | 5,451.33 | |
| | | | Hourly | 22.3300 | 23.4500 | 24.6200 | 25.8500 | 27.1400 | 28.5000 | 29.9300 | 30.6800 | 31.4500 | |
| Parks & Community Services Administration & Financial Services Division Manager | DMG | C30 | Annual | 111,758.40 | 117,353.60 | 123,219.20 | 129,376.00 | 135,844.80 | 142,646.40 | 149,780.80 | 153,524.80 | 157,372.80 | |
| | | | Monthly | 9,313.20 | 9,779.47 | 10,268.27 | 10,781.33 | 11,320.40 | 11,887.20 | 12,481.73 | 12,793.73 | 13,114.40 | |
| | | | Hourly | 53.7300 | 56.4200 | 59.2400 | 62.2000 | 65.3100 | 68.5800 | 72.0100 | 73.8100 | 75.6600 | |
| Parks & Landscape Services Division Manager | DMG | C31 | Annual | 117,332.80 | 123,198.40 | 129,355.20 | 135,824.00 | 142,625.60 | 149,760.00 | 157,248.00 | 161,179.20 | 165,214.40 | |
| | | | Monthly | 9,777.73 | 10,266.53 | 10,779.60 | 11,318.67 | 11,885.47 | 12,480.00 | 13,104.00 | 13,431.60 | 13,767.87 | |
| | | | Hourly | 56.4100 | 59.2300 | 62.1900 | 65.3000 | 68.5700 | 72.0000 | 75.6000 | 77.4900 | 79.4300 | |
| Parks Maintenance Supervisor | PAM | C25 | Annual | 87,568.00 | 91,956.80 | 96,553.60 | 101,379.20 | 106,454.40 | 111,779.20 | 117,374.40 | 120,307.20 | 123,323.20 | |
| | | | Monthly | 7,297.33 | 7,663.07 | 8,046.13 | 8,448.27 | 8,871.20 | 9,314.93 | 9,781.20 | 10,025.60 | 10,276.93 | |
| | | | Hourly | 42.1000 | 44.2100 | 46.4200 | 48.7400 | 51.1800 | 53.7400 | 56.4300 | 57.8400 | 59.2900 | |

CITY OF MORENO VALLEY

SALARY SCALE - CAREER POSITIONS

EFFECTIVE 07/06/2024

EXHIBIT C

| TITLE | GRP | GRADE | | | | | | | | | | |
|--|-----|-------|---------|------------|------------|------------|------------|------------|------------|------------|------------|------------|
| | | | | A | B | C | D | E | F | G | H | I |
| | | | | 5.0% | 5.0% | 5.0% | 5.0% | 5.0% | 5.0% | 5.0% | 2.5% | 2.5% |
| Parks Maintenance Worker | NE | C12 | Annual | 46,446.40 | 48,776.00 | 51,209.60 | 53,768.00 | 56,451.20 | 59,280.00 | 62,254.40 | 63,814.40 | 65,416.00 |
| | | | Monthly | 3,870.53 | 4,064.67 | 4,267.47 | 4,480.67 | 4,704.27 | 4,940.00 | 5,187.87 | 5,317.87 | 5,451.33 |
| | | | Hourly | 22.3300 | 23.4500 | 24.6200 | 25.8500 | 27.1400 | 28.5000 | 29.9300 | 30.6800 | 31.4500 |
| Parks Project Manager | PAM | C25 | Annual | 87,568.00 | 91,956.80 | 96,553.60 | 101,379.20 | 106,454.40 | 111,779.20 | 117,374.40 | 120,307.20 | 123,323.20 |
| | | | Monthly | 7,297.33 | 7,663.07 | 8,046.13 | 8,448.27 | 8,871.20 | 9,314.93 | 9,781.20 | 10,025.60 | 10,276.93 |
| | | | Hourly | 42.1000 | 44.2100 | 46.4200 | 48.7400 | 51.1800 | 53.7400 | 56.4300 | 57.8400 | 59.2900 |
| Payroll Division Manager | DMG | C32 | Annual | 126,131.20 | 132,433.60 | 139,048.00 | 145,995.20 | 153,296.00 | 160,971.20 | 169,020.80 | 173,243.20 | 177,569.60 |
| | | | Monthly | 10,510.93 | 11,036.13 | 11,587.33 | 12,166.27 | 12,774.67 | 13,414.27 | 14,085.07 | 14,436.93 | 14,797.47 |
| | | | Hourly | 60.6400 | 63.6700 | 66.8500 | 70.1900 | 73.7000 | 77.3900 | 81.2600 | 83.2900 | 85.3700 |
| Permit Technician | NE | C18 | Annual | 62,233.60 | 65,353.60 | 68,619.20 | 72,051.20 | 75,649.60 | 79,435.20 | 83,408.00 | 85,488.00 | 87,630.40 |
| | | | Monthly | 5,186.13 | 5,446.13 | 5,718.27 | 6,004.27 | 6,304.13 | 6,619.60 | 6,950.67 | 7,124.00 | 7,302.53 |
| | | | Hourly | 29.9200 | 31.4200 | 32.9900 | 34.6400 | 36.3700 | 38.1900 | 40.1000 | 41.1000 | 42.1300 |
| Planning Division Manager/Official | DMG | C34 | Annual | 145,745.60 | 153,025.60 | 160,680.00 | 168,708.80 | 177,153.60 | 186,014.40 | 195,312.00 | 200,200.00 | 205,212.80 |
| | | | Monthly | 12,145.47 | 12,752.13 | 13,390.00 | 14,059.07 | 14,762.80 | 15,501.20 | 16,276.00 | 16,683.33 | 17,101.07 |
| | | | Hourly | 70.0700 | 73.5700 | 77.2500 | 81.1100 | 85.1700 | 89.4300 | 93.9000 | 96.2500 | 98.6600 |
| Power Supply Manager | PAM | C32 | Annual | 126,131.20 | 132,433.60 | 139,048.00 | 145,995.20 | 153,296.00 | 160,971.20 | 169,020.80 | 173,243.20 | 177,569.60 |
| | | | Monthly | 10,510.93 | 11,036.13 | 11,587.33 | 12,166.27 | 12,774.67 | 13,414.27 | 14,085.07 | 14,436.93 | 14,797.47 |
| | | | Hourly | 60.6400 | 63.6700 | 66.8500 | 70.1900 | 73.7000 | 77.3900 | 81.2600 | 83.2900 | 85.3700 |
| Principal Accountant | PAM | C28 | Annual | 101,358.40 | 106,433.60 | 111,758.40 | 117,353.60 | 123,219.20 | 129,376.00 | 135,844.80 | 139,235.20 | 142,708.80 |
| | | | Monthly | 8,446.53 | 8,869.47 | 9,313.20 | 9,779.47 | 10,268.27 | 10,781.33 | 11,320.40 | 11,602.93 | 11,892.40 |
| | | | Hourly | 48.7300 | 51.1700 | 53.7300 | 56.4200 | 59.2400 | 62.2000 | 65.3100 | 66.9400 | 68.6100 |
| Principal Engineer | DMG | C33 | Annual | 135,574.40 | 142,355.20 | 149,468.80 | 156,936.00 | 164,777.60 | 173,014.40 | 181,667.20 | 186,201.60 | 190,860.80 |
| | | | Monthly | 11,297.87 | 11,862.93 | 12,455.73 | 13,078.00 | 13,731.47 | 14,417.87 | 15,138.93 | 15,516.80 | 15,905.07 |
| | | | Hourly | 65.1800 | 68.4400 | 71.8600 | 75.4500 | 79.2200 | 83.1800 | 87.3400 | 89.5200 | 91.7600 |
| Principal Engineer/City Traffic Engineer | DMG | C33 | Annual | 135,574.40 | 142,355.20 | 149,468.80 | 156,936.00 | 164,777.60 | 173,014.40 | 181,667.20 | 186,201.60 | 190,860.80 |
| | | | Monthly | 11,297.87 | 11,862.93 | 12,455.73 | 13,078.00 | 13,731.47 | 14,417.87 | 15,138.93 | 15,516.80 | 15,905.07 |
| | | | Hourly | 65.1800 | 68.4400 | 71.8600 | 75.4500 | 79.2200 | 83.1800 | 87.3400 | 89.5200 | 91.7600 |
| Principal Planner | PAM | C33 | Annual | 135,574.40 | 142,355.20 | 149,468.80 | 156,936.00 | 164,777.60 | 173,014.40 | 181,667.20 | 186,201.60 | 190,860.80 |
| | | | Monthly | 11,297.87 | 11,862.93 | 12,455.73 | 13,078.00 | 13,731.47 | 14,417.87 | 15,138.93 | 15,516.80 | 15,905.07 |
| | | | Hourly | 65.1800 | 68.4400 | 71.8600 | 75.4500 | 79.2200 | 83.1800 | 87.3400 | 89.5200 | 91.7600 |
| Program Analyst | PAM | C24 | Annual | 83,387.20 | 87,547.20 | 91,915.20 | 96,512.00 | 101,337.60 | 106,412.80 | 111,737.60 | 114,524.80 | 117,395.20 |
| | | | Monthly | 6,948.93 | 7,295.60 | 7,659.60 | 8,042.67 | 8,444.80 | 8,867.73 | 9,311.47 | 9,543.73 | 9,782.93 |
| | | | Hourly | 40.0900 | 42.0900 | 44.1900 | 46.4000 | 48.7200 | 51.1600 | 53.7200 | 55.0600 | 56.4400 |
| Public Information/Intergovernmental Relations Officer | PAM | C28 | Annual | 101,358.40 | 106,433.60 | 111,758.40 | 117,353.60 | 123,219.20 | 129,376.00 | 135,844.80 | 139,235.20 | 142,708.80 |
| | | | Monthly | 8,446.53 | 8,869.47 | 9,313.20 | 9,779.47 | 10,268.27 | 10,781.33 | 11,320.40 | 11,602.93 | 11,892.40 |
| | | | Hourly | 48.7300 | 51.1700 | 53.7300 | 56.4200 | 59.2400 | 62.2000 | 65.3100 | 66.9400 | 68.6100 |
| Public Safety Contracts Administrator | DMG | C30 | Annual | 111,758.40 | 117,353.60 | 123,219.20 | 129,376.00 | 135,844.80 | 142,646.40 | 149,780.80 | 153,524.80 | 157,372.80 |
| | | | Monthly | 9,313.20 | 9,779.47 | 10,268.27 | 10,781.33 | 11,320.40 | 11,887.20 | 12,481.73 | 12,793.73 | 13,114.40 |
| | | | Hourly | 53.7300 | 56.4200 | 59.2400 | 62.2000 | 65.3100 | 68.5800 | 72.0100 | 73.8100 | 75.6600 |
| Purchasing Division Manager | DMG | C32 | Annual | 126,131.20 | 132,433.60 | 139,048.00 | 145,995.20 | 153,296.00 | 160,971.20 | 169,020.80 | 173,243.20 | 177,569.60 |
| | | | Monthly | 10,510.93 | 11,036.13 | 11,587.33 | 12,166.27 | 12,774.67 | 13,414.27 | 14,085.07 | 14,436.93 | 14,797.47 |
| | | | Hourly | 60.6400 | 63.6700 | 66.8500 | 70.1900 | 73.7000 | 77.3900 | 81.2600 | 83.2900 | 85.3700 |

CITY OF MORENO VALLEY

SALARY SCALE - CAREER POSITIONS

EFFECTIVE 07/06/2024

EXHIBIT C

| TITLE | GRP | GRADE | | | | | | | | | | |
|--------------------------------------|-----|-------|---------|------------|------------|------------|------------|------------|------------|------------|------------|------------|
| | | | | A | B | C | D | E | F | G | H | I |
| | | | | 5.0% | | 5.0% | 5.0% | 5.0% | 5.0% | 5.0% | 2.5% | 2.5% |
| Recycling Specialist | NE | C16 | Annual | 56,451.20 | 59,280.00 | 62,254.40 | 65,374.40 | 68,640.00 | 72,072.00 | 75,670.40 | 77,563.20 | 79,497.60 |
| | | | Monthly | 4,704.27 | 4,940.00 | 5,187.87 | 5,447.87 | 5,720.00 | 6,006.00 | 6,305.87 | 6,463.60 | 6,624.80 |
| | | | Hourly | 27.1400 | 28.5000 | 29.9300 | 31.4300 | 33.0000 | 34.6500 | 36.3800 | 37.2900 | 38.2200 |
| Registered Veterinary Technician | NE | C16 | Annual | 56,451.20 | 59,280.00 | 62,254.40 | 65,374.40 | 68,640.00 | 72,072.00 | 75,670.40 | 77,563.20 | 79,497.60 |
| | | | Monthly | 4,704.27 | 4,940.00 | 5,187.87 | 5,447.87 | 5,720.00 | 6,006.00 | 6,305.87 | 6,463.60 | 6,624.80 |
| | | | Hourly | 27.1400 | 28.5000 | 29.9300 | 31.4300 | 33.0000 | 34.6500 | 36.3800 | 37.2900 | 38.2200 |
| Security Guard | NE | C08 | Annual | 38,209.60 | 40,123.20 | 42,120.00 | 44,220.80 | 46,425.60 | 48,755.20 | 51,188.80 | 52,478.40 | 53,788.80 |
| | | | Monthly | 3,184.13 | 3,343.60 | 3,510.00 | 3,685.07 | 3,868.80 | 4,062.93 | 4,265.73 | 4,373.20 | 4,482.40 |
| | | | Hourly | 18.3700 | 19.2900 | 20.2500 | 21.2600 | 22.3200 | 23.4400 | 24.6100 | 25.2300 | 25.8600 |
| Senior Accountant | PAM | C25 | Annual | 87,568.00 | 91,956.80 | 96,553.60 | 101,379.20 | 106,454.40 | 111,779.20 | 117,374.40 | 120,307.20 | 123,323.20 |
| | | | Monthly | 7,297.33 | 7,663.07 | 8,046.13 | 8,448.27 | 8,871.20 | 9,314.93 | 9,781.20 | 10,025.60 | 10,276.93 |
| | | | Hourly | 42.1000 | 44.2100 | 46.4200 | 48.7400 | 51.1800 | 53.7400 | 56.4300 | 57.8400 | 59.2900 |
| Senior Administrative Assistant | NE | C17 | Annual | 59,280.00 | 62,254.40 | 65,374.40 | 68,640.00 | 72,072.00 | 75,670.40 | 79,456.00 | 81,452.80 | 83,491.20 |
| | | | Monthly | 4,940.00 | 5,187.87 | 5,447.87 | 5,720.00 | 6,006.00 | 6,305.87 | 6,621.33 | 6,787.73 | 6,957.60 |
| | | | Hourly | 28.5000 | 29.9300 | 31.4300 | 33.0000 | 34.6500 | 36.3800 | 38.2000 | 39.1600 | 40.1400 |
| Senior Applications Analyst | PAM | C27 | Annual | 96,532.80 | 101,358.40 | 106,433.60 | 111,758.40 | 117,353.60 | 123,219.20 | 129,376.00 | 132,620.80 | 135,928.00 |
| | | | Monthly | 8,044.40 | 8,446.53 | 8,869.47 | 9,313.20 | 9,779.47 | 10,268.27 | 10,781.33 | 11,051.73 | 11,327.33 |
| | | | Hourly | 46.4100 | 48.7300 | 51.1700 | 53.7300 | 56.4200 | 59.2400 | 62.2000 | 63.7600 | 65.3500 |
| Senior Building Inspector | PAM | C25 | Annual | 87,568.00 | 91,956.80 | 96,553.60 | 101,379.20 | 106,454.40 | 111,779.20 | 117,374.40 | 120,307.20 | 123,323.20 |
| | | | Monthly | 7,297.33 | 7,663.07 | 8,046.13 | 8,448.27 | 8,871.20 | 9,314.93 | 9,781.20 | 10,025.60 | 10,276.93 |
| | | | Hourly | 42.1000 | 44.2100 | 46.4200 | 48.7400 | 51.1800 | 53.7400 | 56.4300 | 57.8400 | 59.2900 |
| Senior Community Enhancement Officer | PAM | C22 | Annual | 75,628.80 | 79,414.40 | 83,387.20 | 87,547.20 | 91,915.20 | 96,512.00 | 101,337.60 | 103,875.20 | 106,475.20 |
| | | | Monthly | 6,302.40 | 6,617.87 | 6,948.93 | 7,295.60 | 7,659.60 | 8,042.67 | 8,444.80 | 8,656.27 | 8,872.93 |
| | | | Hourly | 36.3600 | 38.1800 | 40.0900 | 42.0900 | 44.1900 | 46.4000 | 48.7200 | 49.9400 | 51.1900 |
| Senior Construction Inspector | PAM | C23 | Annual | 79,435.20 | 83,408.00 | 87,588.80 | 91,977.60 | 96,574.40 | 101,400.00 | 106,475.20 | 109,137.60 | 111,862.40 |
| | | | Monthly | 6,619.60 | 6,950.67 | 7,299.07 | 7,664.80 | 8,047.87 | 8,450.00 | 8,872.93 | 9,094.80 | 9,321.87 |
| | | | Hourly | 38.1900 | 40.1000 | 42.1100 | 44.2200 | 46.4300 | 48.7500 | 51.1900 | 52.4700 | 53.7800 |
| Senior Deputy City Clerk | DMG | C30 | Annual | 111,758.40 | 117,353.60 | 123,219.20 | 129,376.00 | 135,844.80 | 142,646.40 | 149,780.80 | 153,524.80 | 157,372.80 |
| | | | Monthly | 9,313.20 | 9,779.47 | 10,268.27 | 10,781.33 | 11,320.40 | 11,887.20 | 12,481.73 | 12,793.73 | 13,114.40 |
| | | | Hourly | 53.7300 | 56.4200 | 59.2400 | 62.2000 | 65.3100 | 68.5800 | 72.0100 | 73.8100 | 75.6600 |
| Senior Electrical Engineer | PAM | C31 | Annual | 117,332.80 | 123,198.40 | 129,355.20 | 135,824.00 | 142,625.60 | 149,760.00 | 157,248.00 | 161,179.20 | 165,214.40 |
| | | | Monthly | 9,777.73 | 10,266.53 | 10,779.60 | 11,318.67 | 11,885.47 | 12,480.00 | 13,104.00 | 13,431.60 | 13,767.87 |
| | | | Hourly | 56.4100 | 59.2300 | 62.1900 | 65.3000 | 68.5700 | 72.0000 | 75.6000 | 77.4900 | 79.4300 |
| Senior Engineer, P.E. | PAM | C31 | Annual | 117,332.80 | 123,198.40 | 129,355.20 | 135,824.00 | 142,625.60 | 149,760.00 | 157,248.00 | 161,179.20 | 165,214.40 |
| | | | Monthly | 9,777.73 | 10,266.53 | 10,779.60 | 11,318.67 | 11,885.47 | 12,480.00 | 13,104.00 | 13,431.60 | 13,767.87 |
| | | | Hourly | 56.4100 | 59.2300 | 62.1900 | 65.3000 | 68.5700 | 72.0000 | 75.6000 | 77.4900 | 79.4300 |
| Senior Equipment Operator | NE | C18 | Annual | 62,233.60 | 65,353.60 | 68,619.20 | 72,051.20 | 75,649.60 | 79,435.20 | 83,408.00 | 85,488.00 | 87,630.40 |
| | | | Monthly | 5,186.13 | 5,446.13 | 5,718.27 | 6,004.27 | 6,304.13 | 6,619.60 | 6,950.67 | 7,124.00 | 7,302.53 |
| | | | Hourly | 29.9200 | 31.4200 | 32.9900 | 34.6400 | 36.3700 | 38.1900 | 40.1000 | 41.1000 | 42.1300 |
| Senior Graphics Designer | NE | C19 | Annual | 65,332.80 | 68,598.40 | 72,030.40 | 75,628.80 | 79,414.40 | 83,387.20 | 87,547.20 | 89,731.20 | 91,977.60 |
| | | | Monthly | 5,444.40 | 5,716.53 | 6,002.53 | 6,302.40 | 6,617.87 | 6,948.93 | 7,295.60 | 7,477.60 | 7,664.80 |
| | | | Hourly | 31.4100 | 32.9800 | 34.6300 | 36.3600 | 38.1800 | 40.0900 | 42.0900 | 43.1400 | 44.2200 |

CITY OF MORENO VALLEY

SALARY SCALE - CAREER POSITIONS

EFFECTIVE 07/06/2024

EXHIBIT C

| TITLE | GRP | GRADE | | | | | | | | | | |
|--|-----|-------|-----------------------------|------------------------------------|------------------------------------|------------------------------------|------------------------------------|------------------------------------|------------------------------------|------------------------------------|------------------------------------|------------------------------------|
| | | | | A | B | C | D | E | F | G | H | I |
| | | | | 5.0% | 5.0% | 5.0% | 5.0% | 5.0% | 5.0% | 5.0% | 2.5% | 2.5% |
| Senior Human Resources Analyst | PAM | C27 | Annual Monthly Hourly | 96,532.80 8,044.40 46.4100 | 101,358.40 8,446.53 48.7300 | 106,433.60 8,869.47 51.1700 | 111,758.40 9,313.20 53.7300 | 117,353.60 9,779.47 56.4200 | 123,219.20 10,268.27 59.2400 | 129,376.00 10,781.33 62.2000 | 132,620.80 11,051.73 63.7600 | 135,928.00 11,327.33 65.3500 |
| Senior Landscape Services Inspector | PAM | C20 | Annual Monthly Hourly | 68,598.40 5,716.53 32.9800 | 72,030.40 6,002.53 34.6300 | 75,628.80 6,302.40 36.3600 | 79,414.40 6,617.87 38.1800 | 83,387.20 6,948.93 40.0900 | 87,547.20 7,295.60 42.0900 | 91,915.20 7,659.60 44.1900 | 94,203.20 7,850.27 45.2900 | 96,553.60 8,046.13 46.4200 |
| Senior Management Analyst | PAM | C27 | Annual Monthly Hourly | 96,532.80 8,044.40 46.4100 | 101,358.40 8,446.53 48.7300 | 106,433.60 8,869.47 51.1700 | 111,758.40 9,313.20 53.7300 | 117,353.60 9,779.47 56.4200 | 123,219.20 10,268.27 59.2400 | 129,376.00 10,781.33 62.2000 | 132,620.80 11,051.73 63.7600 | 135,928.00 11,327.33 65.3500 |
| Senior Office Assistant | NE | C13 | Annual Monthly Hourly | 48,755.20 4,062.93 23.4400 | 51,188.80 4,265.73 24.6100 | 53,747.20 4,478.93 25.8400 | 56,430.40 4,702.53 27.1300 | 59,259.20 4,938.27 28.4900 | 62,212.80 5,184.40 29.9100 | 65,332.80 5,444.40 31.4100 | 66,976.00 5,581.33 32.2000 | 68,660.80 5,721.73 33.0100 |
| Senior Parking Control Officer | NE | C14 | Annual Monthly Hourly | 51,209.60 4,267.47 24.6200 | 53,768.00 4,480.67 25.8500 | 56,451.20 4,704.27 27.1400 | 59,280.00 4,940.00 28.5000 | 62,254.40 5,187.87 29.9300 | 65,374.40 5,447.87 31.4300 | 68,640.00 5,720.00 33.0000 | 70,366.40 5,863.87 33.8300 | 72,134.40 6,011.20 34.6800 |
| Senior Parks Maintenance Technician | NE | C19 | Annual Monthly Hourly | 65,332.80 5,444.40 31.4100 | 68,598.40 5,716.53 32.9800 | 72,030.40 6,002.53 34.6300 | 75,628.80 6,302.40 36.3600 | 79,414.40 6,617.87 38.1800 | 83,387.20 6,948.93 40.0900 | 87,547.20 7,295.60 42.0900 | 89,731.20 7,477.60 43.1400 | 91,977.60 7,664.80 44.2200 |
| Senior Payroll Technician | NE | C18 | Annual Monthly Hourly | 62,233.60 5,186.13 29.9200 | 65,353.60 5,446.13 31.4200 | 68,619.20 5,718.27 32.9900 | 72,051.20 6,004.27 34.6400 | 75,649.60 6,304.13 36.3700 | 79,435.20 6,619.60 38.1900 | 83,408.00 6,950.67 40.1000 | 85,488.00 7,124.00 41.1000 | 87,630.40 7,302.53 42.1300 |
| Senior Permit Technician | NE | C20 | Annual Monthly Hourly | 68,598.40 5,716.53 32.9800 | 72,030.40 6,002.53 34.6300 | 75,628.80 6,302.40 36.3600 | 79,414.40 6,617.87 38.1800 | 83,387.20 6,948.93 40.0900 | 87,547.20 7,295.60 42.0900 | 91,915.20 7,659.60 44.1900 | 94,203.20 7,850.27 45.2900 | 96,553.60 8,046.13 46.4200 |
| Senior Planner | PAM | C27 | Annual Monthly Hourly | 96,532.80 8,044.40 46.4100 | 101,358.40 8,446.53 48.7300 | 106,433.60 8,869.47 51.1700 | 111,758.40 9,313.20 53.7300 | 117,353.60 9,779.47 56.4200 | 123,219.20 10,268.27 59.2400 | 129,376.00 10,781.33 62.2000 | 132,620.80 11,051.73 63.7600 | 135,928.00 11,327.33 65.3500 |
| Senior Risk Analyst | PAM | C27 | Annual Monthly Hourly | 96,532.80 8,044.40 46.4100 | 101,358.40 8,446.53 48.7300 | 106,433.60 8,869.47 51.1700 | 111,758.40 9,313.20 53.7300 | 117,353.60 9,779.47 56.4200 | 123,219.20 10,268.27 59.2400 | 129,376.00 10,781.33 62.2000 | 132,620.80 11,051.73 63.7600 | 135,928.00 11,327.33 65.3500 |
| Senior Telecommunications Technician | NE | C22 | Annual Monthly Hourly | 75,628.80 6,302.40 36.3600 | 79,414.40 6,617.87 38.1800 | 83,387.20 6,948.93 40.0900 | 87,547.20 7,295.60 42.0900 | 91,915.20 7,659.60 44.1900 | 96,512.00 8,042.67 46.4000 | 101,337.60 8,444.80 48.7200 | 103,875.20 8,656.27 49.9400 | 106,475.20 8,872.93 51.1900 |
| Senior Traffic Signal Technician | PAM | C23 | Annual Monthly Hourly | 79,435.20 6,619.60 38.1900 | 83,408.00 6,950.67 40.1000 | 87,588.80 7,299.07 42.1100 | 91,977.60 7,664.80 44.2200 | 96,574.40 8,047.87 46.4300 | 101,400.00 8,450.00 48.7500 | 106,475.20 8,872.93 51.1900 | 109,137.60 9,094.80 52.4700 | 111,862.40 9,321.87 53.7800 |
| Special Districts Division Manager | DMG | C34 | Annual Monthly Hourly | 145,745.60 12,145.47 70.0700 | 153,025.60 12,752.13 73.5700 | 160,680.00 13,390.00 77.2500 | 168,708.80 14,059.07 81.1100 | 177,153.60 14,762.80 85.1700 | 186,014.40 15,501.20 89.4300 | 195,312.00 16,276.00 93.9000 | 200,200.00 16,683.33 96.2500 | 205,212.80 17,101.07 98.6600 |
| Special Events & Facilities Division Manager | DMG | C30 | Annual Monthly Hourly | 111,758.40 9,313.20 53.7300 | 117,353.60 9,779.47 56.4200 | 123,219.20 10,268.27 59.2400 | 129,376.00 10,781.33 62.2000 | 135,844.80 11,320.40 65.3100 | 142,646.40 11,887.20 68.5800 | 149,780.80 12,481.73 72.0100 | 153,524.80 12,793.73 73.8100 | 157,372.80 13,114.40 75.6600 |

CITY OF MORENO VALLEY

SALARY SCALE - CAREER POSITIONS

EFFECTIVE 07/06/2024

EXHIBIT C

| TITLE | GRP | GRADE | | | | | | | | | | |
|---|-----|-------|---------|------------|------------|------------|------------|------------|------------|------------|------------|------------|
| | | | | A | B | C | D | E | F | G | H | I |
| | | | | 5.0% | 5.0% | 5.0% | 5.0% | 5.0% | 5.0% | 5.0% | 2.5% | 2.5% |
| Storekeeper | NE | C14 | Annual | 51,209.60 | 53,768.00 | 56,451.20 | 59,280.00 | 62,254.40 | 65,374.40 | 68,640.00 | 70,366.40 | 72,134.40 |
| | | | Monthly | 4,267.47 | 4,480.67 | 4,704.27 | 4,940.00 | 5,187.87 | 5,447.87 | 5,720.00 | 5,863.87 | 6,011.20 |
| | | | Hourly | 24.6200 | 25.8500 | 27.1400 | 28.5000 | 29.9300 | 31.4300 | 33.0000 | 33.8300 | 34.6800 |
| Strategic Initiatives Manager | DMG | C34 | Annual | 145,745.60 | 153,025.60 | 160,680.00 | 168,708.80 | 177,153.60 | 186,014.40 | 195,312.00 | 200,200.00 | 205,212.80 |
| | | | Monthly | 12,145.47 | 12,752.13 | 13,390.00 | 14,059.07 | 14,762.80 | 15,501.20 | 16,276.00 | 16,683.33 | 17,101.07 |
| | | | Hourly | 70.0700 | 73.5700 | 77.2500 | 81.1100 | 85.1700 | 89.4300 | 93.9000 | 96.2500 | 98.6600 |
| Street Maintenance Supervisor | PAM | C25 | Annual | 87,568.00 | 91,956.80 | 96,553.60 | 101,379.20 | 106,454.40 | 111,779.20 | 117,374.40 | 120,307.20 | 123,323.20 |
| | | | Monthly | 7,297.33 | 7,663.07 | 8,046.13 | 8,448.27 | 8,871.20 | 9,314.93 | 9,781.20 | 10,025.60 | 10,276.93 |
| | | | Hourly | 42.1000 | 44.2100 | 46.4200 | 48.7400 | 51.1800 | 53.7400 | 56.4300 | 57.8400 | 59.2900 |
| Telecommunications Engineer/Administrator | PAM | C29 | Annual | 106,412.80 | 111,737.60 | 117,332.80 | 123,198.40 | 129,355.20 | 135,824.00 | 142,625.60 | 146,182.40 | 149,843.20 |
| | | | Monthly | 8,867.73 | 9,311.47 | 9,777.73 | 10,266.53 | 10,779.60 | 11,318.67 | 11,885.47 | 12,181.87 | 12,486.93 |
| | | | Hourly | 51.1600 | 53.7200 | 56.4100 | 59.2300 | 62.1900 | 65.3000 | 68.5700 | 70.2800 | 72.0400 |
| Telecommunications Technician | NE | C20 | Annual | 68,598.40 | 72,030.40 | 75,628.80 | 79,414.40 | 83,387.20 | 87,547.20 | 91,915.20 | 94,203.20 | 96,553.60 |
| | | | Monthly | 5,716.53 | 6,002.53 | 6,302.40 | 6,617.87 | 6,948.93 | 7,295.60 | 7,659.60 | 7,850.27 | 8,046.13 |
| | | | Hourly | 32.9800 | 34.6300 | 36.3600 | 38.1800 | 40.0900 | 42.0900 | 44.1900 | 45.2900 | 46.4200 |
| Traffic Operations Supervisor | PAM | C26 | Annual | 91,936.00 | 96,532.80 | 101,358.40 | 106,433.60 | 111,758.40 | 117,353.60 | 123,219.20 | 126,297.60 | 129,459.20 |
| | | | Monthly | 7,661.33 | 8,044.40 | 8,446.53 | 8,869.47 | 9,313.20 | 9,779.47 | 10,268.27 | 10,524.80 | 10,788.27 |
| | | | Hourly | 44.2000 | 46.4100 | 48.7300 | 51.1700 | 53.7300 | 56.4200 | 59.2400 | 60.7200 | 62.2400 |
| Traffic Signal Technician | NE | C22 | Annual | 75,628.80 | 79,414.40 | 83,387.20 | 87,547.20 | 91,915.20 | 96,512.00 | 101,337.60 | 103,875.20 | 106,475.20 |
| | | | Monthly | 6,302.40 | 6,617.87 | 6,948.93 | 7,295.60 | 7,659.60 | 8,042.67 | 8,444.80 | 8,656.27 | 8,872.93 |
| | | | Hourly | 36.3600 | 38.1800 | 40.0900 | 42.0900 | 44.1900 | 46.4000 | 48.7200 | 49.9400 | 51.1900 |
| Traffic Sign/Marking Technician I | NE | C13 | Annual | 48,755.20 | 51,188.80 | 53,747.20 | 56,430.40 | 59,259.20 | 62,212.80 | 65,332.80 | 66,976.00 | 68,660.80 |
| | | | Monthly | 4,062.93 | 4,265.73 | 4,478.93 | 4,702.53 | 4,938.27 | 5,184.40 | 5,444.40 | 5,581.33 | 5,721.73 |
| | | | Hourly | 23.4400 | 24.6100 | 25.8400 | 27.1300 | 28.4900 | 29.9100 | 31.4100 | 32.2000 | 33.0100 |
| Traffic Sign/Marking Technician II | NE | C15 | Annual | 53,768.00 | 56,451.20 | 59,280.00 | 62,254.40 | 65,374.40 | 68,640.00 | 72,072.00 | 73,881.60 | 75,732.80 |
| | | | Monthly | 4,480.67 | 4,704.27 | 4,940.00 | 5,187.87 | 5,447.87 | 5,720.00 | 6,006.00 | 6,156.80 | 6,311.07 |
| | | | Hourly | 25.8500 | 27.1400 | 28.5000 | 29.9300 | 31.4300 | 33.0000 | 34.6500 | 35.5200 | 36.4100 |
| Utility Finance Manager | PAM | C28 | Annual | 101,358.40 | 106,433.60 | 111,758.40 | 117,353.60 | 123,219.20 | 129,376.00 | 135,844.80 | 139,235.20 | 142,708.80 |
| | | | Monthly | 8,446.53 | 8,869.47 | 9,313.20 | 9,779.47 | 10,268.27 | 10,781.33 | 11,320.40 | 11,602.93 | 11,892.40 |
| | | | Hourly | 48.7300 | 51.1700 | 53.7300 | 56.4200 | 59.2400 | 62.2000 | 65.3100 | 66.9400 | 68.6100 |
| Vehicle/Equipment Technician | NE | C17 | Annual | 59,280.00 | 62,254.40 | 65,374.40 | 68,640.00 | 72,072.00 | 75,670.40 | 79,456.00 | 81,452.80 | 83,491.20 |
| | | | Monthly | 4,940.00 | 5,187.87 | 5,447.87 | 5,720.00 | 6,006.00 | 6,305.87 | 6,621.33 | 6,787.73 | 6,957.60 |
| | | | Hourly | 28.5000 | 29.9300 | 31.4300 | 33.0000 | 34.6500 | 36.3800 | 38.2000 | 39.1600 | 40.1400 |
| | | | | | | | | | | | | |

CITY OF MORENO VALLEY

SALARY SCALE - EXECUTIVE POSITIONS
EFFECTIVE 07/06/2024

EXHIBIT C

| TITLE | GRP | GRADE | Description | | Minimum | Maximum |
|--|-----|-------|-----------------|---------|------------|------------|
| Assistant City Manager (Administration) | EMG | 106 | 7.5% Above 105 | Annual | 188,323.20 | 299,936.00 |
| | | | | Monthly | 15,693.60 | 24,994.67 |
| | | | | Hourly | 90.5400 | 144.2000 |
| Assistant City Manager (Development) | EMG | 106 | 7.5% Above 105 | Annual | 188,323.20 | 299,936.00 |
| | | | | Monthly | 15,693.60 | 24,994.67 |
| | | | | Hourly | 90.5400 | 144.2000 |
| Chief Financial Officer | EMG | 105 | 7.5% Above 104 | Annual | 175,177.60 | 279,011.20 |
| | | | | Monthly | 14,598.13 | 23,250.93 |
| | | | | Hourly | 84.2200 | 134.1400 |
| City Council Member | ELE | | Set by Vote/Ord | | | |
| City Manager | CMG | 109 | Per contract | Annual | 268,132.80 | 427,044.80 |
| | | | | Monthly | 22,344.40 | 35,587.07 |
| | | | | Hourly | 128.9100 | 205.3100 |
| Community Development Director | EMG | 104 | 7.5% Above 103 | Annual | 162,968.00 | 259,542.40 |
| | | | | Monthly | 13,580.67 | 21,628.53 |
| | | | | Hourly | 78.3500 | 124.7800 |
| Economic Development & Housing Director | EMG | 104 | 7.5% Above 103 | Annual | 162,968.00 | 259,542.40 |
| | | | | Monthly | 13,580.67 | 21,628.53 |
| | | | | Hourly | 78.3500 | 124.7800 |
| Human Resources Director | EMG | 104 | 7.5% Above 103 | Annual | 162,968.00 | 259,542.40 |
| | | | | Monthly | 13,580.67 | 21,628.53 |
| | | | | Hourly | 78.3500 | 124.7800 |
| Manager of the Office of Mayor & City Council/City Clerk | EMG | 101 | 7.5% Above 100 | Annual | 131,185.60 | 208,915.20 |
| | | | | Monthly | 10,932.13 | 17,409.60 |
| | | | | Hourly | 63.0700 | 100.4400 |
| Parks & Community Services Director | EMG | 104 | 7.5% Above 103 | Annual | 162,968.00 | 259,542.40 |
| | | | | Monthly | 13,580.67 | 21,628.53 |
| | | | | Hourly | 78.3500 | 124.7800 |
| Public Works Director/City Engineer | EMG | 105 | 7.5% Above 104 | Annual | 175,177.60 | 279,011.20 |
| | | | | Monthly | 14,598.13 | 23,250.93 |
| | | | | Hourly | 84.2200 | 134.1400 |

Council Electronic Communication Policy

- I. **PURPOSE:** The use of electronic media is necessary and useful for City Council to improve communication and efficiently perform their City duties. This policy aims to ensure the proper use of the City's electronic media and to set out the policy the City Council members will follow when using electronic media and the City's electronic communication system. This policy will also inform the users about the requirements of the applicable laws, including the Public Records Act and Brown Act. This policy is applicable to all City Council members. Members of the City Council's Advisory Commissions and Boards shall not be provided with City-issued or maintained email accounts or access to the City's internal electronic communication system. As such, any communications by and between a Commissioner or Board member (using a private email address) and a non-City official shall not be recognized or acknowledged as an official record of the City.
- II. **DEFINITIONS:**
- A. **City's Electronic Communication System** – City-owned devices or products designed to electronically process, transmit, or store information such as computers, iPads, cell and smartphones, printers, modems, data files, text, and e-mail messages.
 - B. **User** – a City Council member who uses the City's electronic communication system.
 - C. **E-Communication** – electronic text or visual communication and attachments distributed via e-mail, websites, instant messaging, text messaging, Twitter, or comparable services.
 - D. **Electronic Media** – a method for processing or transmitting information in electronic form, including E-Communication, software programs, and the Internet.
- III. **POLICY:**
- A. **Procedures for Electronic Communications.** City Council Members will be issued accounts for use of City electronic media for E-Communication on City business. E-Communication from a Council Member represents and reflects upon the City's public image and integrity. City Council Members should ensure that their messages are respectful, professional, and are consistent with City policies. E-communication should be written or otherwise presented in the same professional and respectful manner as paper communications. The City's Electronic Communication System shall be used only for City business.
 - B. **No Use of Personal E-Communication.** Users should not use their home or business E-Communication accounts or addresses for any communication pertaining to City business. When using E-Communication pertaining to the City's business, Users should communicate with the public and staff solely via their designated City E-Communication addresses. Users should not commingle E-Communication pertaining to City business with E-Communication pertaining to their home or business. Under applicable laws, Users' personal E-Communication devices are subject to the provisions of the Public Records Act if they contain E-Communications pertaining to the City's business.
 - C. **Electronic Communications among City Council members.** Communications from a City Council member to another City Council member or members concerning City business should be "one way" and marked "For Information Only—Do Not Reply" or

Council Electronic Communication Policy

something similar.

- D. Electronic Communication by a Quorum of the City Council.** A majority of the members of the City Council shall not send or exchange facts about or engage in discussions regarding City issues via E-Communication, including chat rooms, news groups, online forums, weblogs, Twitter feeds, or list-serves (collectively referred to as “Internet forums”).
- E. Electronic Communications from the Public.** The public may electronically communicate with the City Council through the City’s Website on the [City Council web page](#).
- 1) E-Communication from the public addressed to the City Council will be distributed to each City Council member. E-Communication addressed to the City Council will also be forwarded to the City Clerk.
 - 2) E-Communication from the public addressed to more than a quorum of the City Council shall be forwarded by the recipients to the City Clerk (for the City Council). These E-Communications will be distributed and responded to in accordance with paragraph E.1, above.
 - 3) Upon receipt of an E-Communication addressed to less than a quorum of the City Council, the recipient may: 1) treat it as an individual communication to which he or she may or may not respond; 2) inform the City Council of the communication at a properly noticed meeting; or 3) ask the City Clerk to forward to the full City Council as part of its information packet for the next available City Council meeting. Such E-Communication may also be forwarded to staff for response as set out in Section G, below.
- F. City Electronic Communications with the Public.** City staff will post official information on upcoming and prior City Council meetings, workshops and events on the City Website. City Council agendas and minutes will be posted for the current and prior calendar year. Additional materials may be posted at the discretion of the City Manager or Manager’s designee.
- G. Use of E-Communication During Meetings.** City Council members should not use E-Communication at any time during a meeting of the City Council at which he or she is in attendance. The foregoing limitation shall not apply to receipt of telephone calls or text messages from family members in the event of an urgent family matter; a City Council member wishing to respond to such a message during the meeting shall do so during a recess or shall excuse him or herself from the meeting to place the return call or text in a manner that does not disrupt the meeting.
- H. City Participation in Internet Forums.** The City will not generally answer questions or respond to comments made in Internet forums. The City will post answers to such questions on its website if deemed appropriate by the Mayor or the City Manager or at the direction of the City Council. If a City Council member desires staff to prepare a response to a question or comment received by E-Communication or made in an Internet forum, the City Council may forward the question or comment to the City Manager and request that staff

Council Electronic Communication Policy

prepare an appropriate response in a reasonable period of time. If preparation of a response will require significant staff time to research or draft the response, an interim response to the questioner or commenter will be sent as soon as possible acknowledging receipt of the inquiry and informing the sender that a response is being prepared.

IV. Specific Procedures

- A. Retention of E-Mail.** The City electronically archives E-Communications in accordance with the City's Records Retention schedule. E-Communications that constitute preliminary drafts, notes, or intra-agency or interagency memoranda that are not retained by the City in the ordinary course of business are not required to be archived and should be deleted. The City Clerk and City Attorney are available to assist users in determining how to address questions concerning the application of these procedures.
- B. Preservation of Evidence.** Law requires parties to preserve all evidence that maybe relevant if they have knowledge of threatened or pending litigation. In the event of a pending or potential litigation, the City Attorney may request in writing that all E-Communications be preserved until such litigation is concluded or the threat abated. Such preservation overrides regular retention policies.
- C. Public Records Act.** City records, whether paper or electronic, are governed by the disclosure requirements of the Public Records Act. Disclosure may be required regardless of who sends or receives a communication or document. In the event that the City receives a request for disclosure of City records that includes E-Communication, the City Council Electronic Communications person responsible for the requested records must use his or her best efforts to preserve and provide all City E-Communication covered by the request, including those contained in their personal devices if any.
- D. Confidentiality.**
- 1) California law requires that certain information be treated as confidential and not be distributed to others inside or outside the City who do not have authorization to view such information. City Council may occasionally receive confidential electronic information. Some examples of confidential information are: information relating to litigation or potential litigation or other attorney-client communication, information relating to labor negotiations, or information relating to confidential real estate negotiations. When City Council receive confidential information, it should be marked or tagged "Confidential Information" so that City Council are alerted to the nature of the information.
 - 2) Confidential information shall not be sent or forwarded to individuals or entities not authorized to receive that information, including City employees not authorized to view such information.
 - 3) City Council shall exercise additional caution in sending confidential information by E-Communication as compared to written format because of the ease with which such information can lose confidentiality by inadvertent or intentional diversion or re-transmission by others.

Council Electronic Communication Policy

-
- 4) The City Attorney should be contacted concerning any questions about whether a communication is confidential.

V. **Compliance with this Policy**: It is the responsibility of every User to ensure that he or she is in compliance with this Electronic Communications Policy.

RESOLUTION NO. MVCF 2025-XX

A RESOLUTION OF THE MORENO VALLEY COMMUNITY FOUNDATION (MVCF) OF THE CITY OF MORENO VALLEY, CALIFORNIA, ADOPTING THE REVISED OPERATING AND CAPITAL BUDGETS FOR FISCAL YEARS 2023/24 AND 2024/25

WHEREAS, the Moreno Valley Community Foundation Board approved the Operating and Capital Budgets for the City for Fiscal Years 2023/24 and 2024/25, a copy of which, as may have been amended by the Moreno Valley Community Board, is on file in the Office of the City Clerk and is available for public inspection; and

WHEREAS, the Moreno Valley Community Board approves amendments to the budgets throughout the fiscal year and such prior amendments are reflected within the current amended budget and further ratified as part of the adoption of the quarterly budget amendments; and

WHEREAS, the City Manager has heretofore submitted to the President and Board Members of the Moreno Valley Community Foundation proposed amendments to the Operating and Capital Budgets for the Foundation for Fiscal Years 2023/24 and 2024/25, a copy of which, as may have been amended by the Foundation's Board of Directors, is on file in the Office of the City Clerk and is available for public inspection; and

WHEREAS, the said proposed amendments to the Operating and Capital Budgets contain estimates of the services, activities and projects comprising the budget, and contain expenditure requirements and the resources available to the Community Foundation; and

WHEREAS, the said proposed amendments to the Operating and Capital Budgets contain the estimates of uses of fund balance as required to stabilize the delivery of Moreno Valley Community Foundation services during periods of operational deficits; and

WHEREAS, the President and Board of Directors have made such revisions to the proposed amended Operating and Capital Budgets as so desired; and

WHEREAS, the City Manager may authorize submittal of grant applications and is also authorized to accept grant awards on behalf of the City as further described in the Grants Administrative Procedure; and

WHEREAS, it is the intent to ensure that maximum efficiency and savings are realized in the procurement of the annual technology maintenance agreements, the City Manager is authorized to approve such agreements as long as budget was previously appropriated by the City Council and approved by the City Attorney; and

WHEREAS, it is the intent to ensure that maximum efficiency and savings are realized in the procurement of the annual legal services agreements, the City Manager is authorized to approve such agreements as long as budget was previously appropriated by the City Council and approved by the City Attorney; and

WHEREAS, it is the intent to ensure that maximum efficiency and savings are realized in the procurement of the Moreno Valley Utility purchase power agreements, the City Manager is authorized to approve such agreements as long as budget was previously appropriated by the City Council and approved by the City Attorney; and

WHEREAS, it is the intent to ensure that maximum efficiency and savings are realized in the procurement of annual temporary staffing service agreements, the City Manager is authorized to approve such agreements as long as budget was previously appropriated by the City Council and approved by the City Attorney; and

WHEREAS, it is the intent to ensure that maximum efficiency and savings are realized in the procurement of facility furniture purchases, the City Manager is authorized to approve such agreements as long as budget was previously appropriated by the City Council and approved by the City Attorney; and

WHEREAS, it is the intent to ensure that maximum efficiency and savings are realized in the procurement of annual advertisement and marketing materials/services, the City Manager is authorized to approve such agreements as long as budget was previously appropriated by the City Council and approved by the City Attorney; and

WHEREAS, the amended Operating and Capital Budgets, as herein approved, will enable the Community Foundation to make adequate financial plans and will ensure that Foundation officers can administer their respective functions in accordance with such plans.

NOW, THEREFORE, THE MORENO VALLEY COMMUNITY FOUNDATION OF THE CITY OF MORENO VALLEY, CALIFORNIA, DOES HEREBY RESOLVE AS FOLLOWS:

1. The proposed amendments to the Operating and Capital Budgets, attached as Exhibit A and as on file in the Office of the City Clerk, and as may have been amended by the Community Foundation's Board of Directors, is hereby approved and adopted as the annual Operating and Capital Budgets of the Moreno Valley Community Foundation for the Fiscal Years 2023/24 and 2024/25.
2. The Proposed Amendments to the City Position Summary, included as Exhibit B to this Resolution, and on file in the Office of the City Clerk, and as may have been amended by the Community Foundation's Board of Directors, is hereby adopted as part of the Approved City Position Summary of the City of Moreno Valley for Fiscal Years 2023/24 and 2024/25.
3. The Proposed Amendments to the Career Positions Salary Schedule, included as Exhibit C to this Resolution, and on file in the Office of the City Clerk, and as may have been amended by the Community Foundation's Board of Directors, is hereby adopted as part of the Approved Career

Positions Salary Schedule of the City of Moreno Valley for Fiscal Years 2023/24 and 2024/25.

4. The Council Electronic Communication Policy, as Exhibit D to this Resolution is hereby amended.
5. Within fifteen (15) days after the adoption of this Resolution, the City Clerk shall certify to the adoption hereof and, as so certified, cause a copy to be posted in at least three (3) public places within the City.

BE IT FURTHER RESOLVED that this Resolution shall take effect immediately upon its adoption.

APPROVED AND ADOPTED this 17th day of June, 2025.

Mayor of the City of Moreno Valley,
Acting in the capacity of President of the
Moreno Valley Community Foundation

ATTEST:

City Clerk, acting in the capacity of
Secretary of the Moreno Valley
Community Foundation

APPROVED AS TO FORM:

City Attorney, acting in the capacity
of General Counsel of the Moreno
Valley Community Foundation

RESOLUTION JURAT

STATE OF CALIFORNIA)
COUNTY OF RIVERSIDE) ss.
CITY OF MORENO VALLEY)

I, M. Patricia Rodriguez, CMC, Secretary of the Moreno Valley Community Foundation, Moreno Valley, California do hereby certify that Resolution No. MVCF 2025-XX was duly and regularly adopted by the Board of Directors of the Moreno Valley Community Foundation at a regular meeting held on 17th day of June, 2025. by the following vote:

AYES:

NOES:

ABSENT:

ABSTAIN:

(Board members, Vice-President and President)

SECRETARY

(SEAL)

CITY OF MORENO VALLEY
GENERAL FUND
FY 2024/25 Proposed Amendments

| Department | Fund | Account Description | General Ledger Account | Project | Fiscal Year 2024/25 Amended Budget | Proposed Amendment | Revised Budget | Description - Proposed Adjustment |
|-----------------------|------|--------------------------|-------------------------|----------------|---------------------------------------|-----------------------|----------------|--------------------------------------|
| Community Development | 1010 | Donations | 1010-20-38-18210-580200 | DN UAAR 24-LRG | \$ 129,000 | \$ (62,500) | \$ 66,500 | Projected revenue |
| Community Development | 1010 | Donations | 1010-20-38-18210-580200 | DN UAAR 24-MED | 129,000 | (62,500) | 66,500 | Projected revenue |
| Non-Department | 1010 | Property Tax in Lieu-VLF | 1010-99-99-91010-401060 | | 30,201,630 | 1,214,385 | 31,416,015 | Budget true-up |
| REVENUE TOTAL | | | | | \$ 30,459,630 | \$ 1,089,385 | \$ 31,549,015 | |

| Department | Fund | Account Description | General Ledger Account | Project | Fiscal Year 2024/25 Amended Budget | Proposed Amendment | Revised Budget | Description - Proposed Adjustment |
|-----------------------|------|--|-------------------------|----------------|---------------------------------------|-----------------------|----------------|--------------------------------------|
| City Attorney | 1010 | Transfers to - GENERAL PLAN AMENDMENTS | 1010-99-99-91010-902018 | | \$ - | \$ 500,000 | \$ 500,000 | Transfer |
| Community Development | 1010 | Professional Svcs - Veterinary Svcs | 1010-20-38-18210-620250 | DN UAAR 24-LRG | 125,000 | (62,500) | 62,500 | Projected expense |
| Community Development | 1010 | Professional Svcs - Veterinary Svcs | 1010-20-38-18210-620250 | DN UAAR 24-MED | 125,000 | (62,500) | 62,500 | Projected expense |
| Human Resources | 1010 | Training & Travel - Citywide | 1010-18-22-18030-620520 | | - | 60,000 | 60,000 | Projected expense |
| Non-Department | 1010 | Salaries-Reimbursable (In/Out) | 1010-30-35-25010-611510 | | - | (72,574) | (72,574) | Budget true-up |
| Non-Department | 1010 | Transfers to 2014 REFUNDING 2005 LRB | 1010-99-99-91010-903713 | | - | 500 | 500 | Budget true-up |
| Non-Department | 1010 | Transfers to LMD 2014-01 | 1010-99-99-91010-905012 | | 346,500 | 36,500 | 383,000 | Budget true-up |
| Non-Department | 1010 | Transfers to ZONE "C" ART LGHT FUND | 1010-99-99-91010-905110 | | 150,000 | 42,000 | 192,000 | Budget true-up |
| EXPENSE TOTAL | | | | | \$ 746,500 | \$ 441,426 | \$ 1,187,926 | |

CITY OF MORENO VALLEY
NON-GENERAL FUND
FY 2024/2025 Proposed Amendments

| Department | Fund | Account Description | General Ledger Account | Project | Fiscal Year 2024/25 Amended Budget | Proposed Amendment | Revised Budget | Description - Proposed Adjustment |
|---------------------------------|------|---|-------------------------|----------------|---------------------------------------|-----------------------|----------------|--------------------------------------|
| City Attorney | 2018 | Transfers in - from GENERAL FUND | 2018-99-99-92018-801010 | | \$ - | \$ 500,000 | \$ 500,000 | Transfer |
| Community Development | 4016 | Donations | 4016-20-38-18211-580200 | | - | 1,119 | 1,119 | Projected revenue |
| Community Development | 4016 | Donations | 4016-20-38-18211-580200 | DN UAAR 24-LRG | - | 62,500 | 62,500 | Projected revenue |
| Community Development | 4016 | Donations | 4016-20-38-18211-580200 | DN UAAR 24-MED | - | 62,500 | 62,500 | Projected revenue |
| City Manager | 7210 | Fed Grant-Operating Revenue | 7210-99-99-97210-485000 | | - | 195,000 | 195,000 | UASI Grant revenue |
| Financial & Management Services | 2006 | Other Fees | 2006-30-79-25701-509000 | | 150,000 | 165,000 | 315,000 | Budget true-up |
| Financial & Management Services | 2200 | Waste Managmt. Recycling | 2200-30-34-77311-486200 | GL CPP 23 | 27,257 | 52,084 | 79,341 | Budget true-up |
| Financial & Management Services | 2207 | State Grant-Operating Revenue | 2207-30-34-77415-486000 | GL OPP 15 | 27,257 | 10,020 | 37,277 | Budget true-up |
| Non-Department | 2800 | County Article 3 | 2800-99-99-92800-487100 | | 562,012 | (562,012) | - | Budget true-up |
| Non Deptarmental | 2911 | Dev Impact Fee: Res-Single | 2911-99-95-92911-506010 | | - | 1,500,000 | 1,500,000 | Budget true-up |
| Non Deptarmental | 2911 | Dev Impact Fee: Comm-Regional | 2911-99-95-92911-506040 | | 192,372 | 1,000,000 | 1,192,372 | Budget true-up |
| Non Deptarmental | 2916 | Dev Impact Fee: Res-Single | 2916-99-95-92916-506010 | | - | 1,400,000 | 1,400,000 | Budget true-up |
| Non-Department | 3000 | Transfers in - from DIF - CORPORATE YARD | 3000-99-99-93000-802910 | | 4,800,000 | 2,985,000 | 7,785,000 | Budget true-up |
| Non-Department | 3713 | Interest Income - Investments | 3713-99-90-93713-460010 | | - | 281,300 | 281,300 | Budget true-up |
| Non-Department | 3713 | Transfers in - from GENERAL FUND | 3713-99-90-93713-801010 | | - | 500 | 500 | Budget true-up |
| Non-Department | 3713 | Transfers in - from 2024 Refunding 2014 LRB | 3713-99-90-93713-803716 | | - | 21,495,950 | 21,495,950 | Budget true-up |
| Non-Department | 3716 | Bond Proceeds | 3716-99-90-93716-589000 | | - | 19,645,500 | 19,645,500 | Budget true-up |
| Non-Department | 3716 | Bond Premium | 3716-99-90-93716-589012 | | - | 2,263,000 | 2,263,000 | Budget true-up |
| Non-Department | 3716 | Other Misc. Revenue | 3716-99-90-93716-589900 | | - | 89,750 | 89,750 | Budget true-up |
| Non-Department | 3716 | Transfers in - from 2014 Refunding 2005 LRB | 3716-99-90-93716-803713 | | - | 5,990,500 | 5,990,500 | Budget true-up |
| Non-Department | 5012 | Transfers in - from GENERAL FUND | 5012-99-99-95012-801010 | | 346,500 | 36,500 | 383,000 | Budget true-up |
| Non-Department | 5110 | Transfers in - from GENERAL FUND | 5110-99-99-95110-801010 | | 150,000 | 42,000 | 192,000 | Budget true-up |
| Non-Department | 7330 | Transfers in - from FACILITY CONST FUND | 7330-99-99-97330-803000 | | - | 2,985,000 | 2,985,000 | Budget true-up |
| Parks & Community Services | 3015 | Transfers in - from DIF - PARK IMPROVEMENTS | 3015-99-99-93015-802905 | | 2,187,875 | 201,654 | 2,389,529 | Transfer |
| REVENUE TOTAL | | | | | \$ 8,443,273 | \$ 60,402,865 | \$ 68,846,138 | |

CITY OF MORENO VALLEY
NON-GENERAL FUND
FY 2024/2025 Proposed Amendments

| Department | Fund | Account Description | General Ledger Account | Project | Fiscal Year 2024/25 Amended Budget | Proposed Amendment | Revised Budget | Description - Proposed Adjustment |
|---------------------------------|------|--|-------------------------|------------------|---------------------------------------|-----------------------|----------------|--------------------------------------|
| City Attorney | 2018 | Contractual Svcs - Other | 2018-99-99-92018-625099 | | \$ 384,183 | \$ 715,817 | \$ 1,100,000 | Projected expense |
| Community Development | 4016 | Professional Svcs - Veterinary Svcs | 4016-20-38-18211-620250 | DN UAAR 24-LRG | 16,200 | 62,500 | 78,700 | Projected expense |
| Community Development | 4016 | Professional Svcs - Veterinary Svcs | 4016-20-38-18211-620250 | DN UAAR 24-MED | 16,200 | 62,500 | 78,700 | Projected expense |
| Community Development | 4016 | Oper Mtrls - Furn & Equip | 4016-20-38-18211-630330 | | - | 1,119 | 1,119 | Projected expense |
| Financial & Management Services | 2200 | Salaries-Regular - Other | 2200-30-34-77311-611199 | GL CPP 23 | 21,480 | 25,104 | 46,584 | Budget true-up |
| Financial & Management Services | 2207 | Salaries-Regular - Other | 2207-30-34-77415-611199 | GL OPP 15 | 8,425 | 1,595 | 10,020 | Budget true-up |
| Non-Department | 2910 | Transfers to FACILITY CONST FUND | 2910-99-95-92910-903000 | | 4,800,000 | 2,985,000 | 7,785,000 | Budget true-up |
| Non-Department | 3000 | Transfer to FACILITIES REPLACEMENT RESERVE | 3000-99-99-93000-907330 | | - | 2,985,000 | 2,985,000 | Budget true-up |
| Non-Department | 3713 | Professional Svcs - Other | 3713-99-90-93713-620299 | | - | 500 | 500 | Budget true-up |
| Non-Department | 3713 | Bond Principal | 3713-99-90-93713-670314 | | - | 21,305,000 | 21,305,000 | Budget true-up |
| Non-Department | 3713 | Interest Expense | 3713-99-90-93713-670410 | | - | 472,250 | 472,250 | Budget true-up |
| Non-Department | 3713 | Transfers to 2024 REFUNDING 2014 LRB | 3713-99-90-93713-903716 | | - | 5,990,500 | 5,990,500 | Budget true-up |
| Non-Department | 3716 | Salaries-Reimbursable (In/Out) | 3716-99-90-93716-611510 | | - | 72,574 | 72,574 | Budget true-up |
| Non-Department | 3716 | Bond Principal | 3716-99-90-93716-670314 | | 1,560,825 | 4,725 | 1,565,550 | Budget true-up |
| Non-Department | 3716 | Interest Expense | 3716-99-90-93716-670410 | | - | 685,000 | 685,000 | Budget true-up |
| Non-Department | 3716 | Bond/Lease Issuance Costs | 3716-99-90-93716-670510 | | 681,860 | (265,000) | 416,860 | Budget true-up |
| Non-Department | 3716 | Transfers to 2014 REFUNDING 2005 LRB | 3716-99-90-93716-903713 | | - | 21,495,950 | 21,495,950 | Budget true-up |
| Non-Department | 6032 | Principal Pymt- Contra Ac | 6032-99-90-96032-670312 | | (159,681) | (2,350,420) | (2,510,101) | Budget true-up |
| Non-Department | 6032 | Bond Principal | 6032-99-90-96032-670314 | | 159,681 | 2,350,420 | 2,510,101 | Budget true-up |
| Non-Department | 6036 | Principal Pymt- Contra Ac | 6036-99-90-96036-670312 | | - | (184,450) | (184,450) | Budget true-up |
| Non-Department | 6036 | Bond Principal | 6036-99-90-96036-670314 | | - | 184,450 | 184,450 | Budget true-up |
| Non-Department | 6036 | Interest Expense | 6036-99-90-96036-670410 | | - | 98,500 | 98,500 | Budget true-up |
| Parks & Community Services | 2905 | Transfers to PCS CAP PROJECT (PARK IMPROVEMENTS) | 2905-99-95-92905-903015 | | 2,187,875 | 201,654 | 2,389,529 | Transfer |
| Parks & Community Services | 3000 | CIP Other | 3000-50-59-80003-720199 | 803 0068-3000-99 | - | 10,000,000 | 10,000,000 | Projected expense |
| Parks & Community Services | 3015 | CIP Other | 3015-50-57-80007-720199 | 807 0058-3015-99 | 11,204,233 | 201,654 | 11,405,887 | Projected expense |
| Public Works | 2000 | Salaries-Overtime | 2000-70-78-45311-611210 | | - | 43,000 | 43,000 | Projected expense |
| Public Works | 2000 | Salaries-Temporary | 2000-70-78-45311-611310 | | - | 100,000 | 100,000 | Projected expense |
| Public Works | 2000 | Contractual Svcs - Other | 2000-70-78-45311-625099 | | 25,000 | 50,000 | 75,000 | Projected expense |
| Public Works | 2000 | Oper Mtrls - Furn & Equip | 2000-70-78-45311-630330 | | 53,000 | 30,000 | 83,000 | Projected expense |
| Public Works | 2008 | CIP Other | 2008-70-29-80004-720199 | 804 0018-2008-99 | 827,129 | 100,000 | 927,129 | Projected expense |
| Public Works | 7410 | Training & Travel | 7410-70-40-45370-620510 | | 1,600 | 25,000 | 26,600 | Projected expense |
| Public Works | 7410 | Oper Mtrls - Tools | 7410-70-40-45370-630320 | | 20,000 | 25,000 | 45,000 | Projected expense |
| Public Works | 7410 | Oper Mtrls - Fuel: Gasoline | 7410-70-40-45370-630355 | | 475,000 | 70,000 | 545,000 | Projected expense |
| EXPENSE TOTAL | | | | | \$ 22,283,010 | \$ 67,544,942 | \$ 89,827,952 | |

CITY OF MORENO VALLEY
FY 2024/25 Ratification Amendments

| Department | Fund | Account Description | General Ledger Account | Project | Amendment | Description - Ratification |
|----------------------------|------|-------------------------------|-------------------------|---|--------------|--|
| City Manager | 2506 | Fed Grant-Operating Revenue | 2506-16-92-72657-485000 | GR HOME 24 Various Projects | \$ 434,817 | Allocate Projects to HOME Grant Budget |
| City Manager | 2506 | Fed Grant-Operating Revenue | 2506-16-92-72658-485000 | HOME ARP Various Projects | 2,427,401 | Reallocate project budget |
| City Manager | 2506 | Fed Grant-Operating Revenue | 2506-16-92-72658-485000 | | (2,427,401) | Reallocate project budget |
| City Manager | 2512 | Fed Grant-Operating Revenue | 2512-16-92-72611-485000 | GR CDBG 24 Various Projects & 801 011-2512-98 | 1,993,501 | Allocate Projects to CDBG Budget |
| City Manager | 2512 | Fed Grant-Operating Revenue | 2512-16-92-80010-485000 | 810-0027-2512-98 | 220,267 | Reallocate project budget |
| City Manager | 2512 | Fed Grant-Operating Revenue | 2512-30-39-80010-485000 | 810-0027-2512-98 | (220,267) | Reallocate project budget |
| City Manager | 2514 | Fed Grant-Operating Revenue | 2514-16-92-72751-485000 | GR ESG 23 & 24 Various Projects | 173,934 | Allocate Projects to ESG Budget |
| Community Development | 4016 | Other Grant-Operating Revenue | 4016-20-38-18211-489000 | | 1,200 | Grey Muzzle Grant |
| Economic Development | 8884 | Interest Income - Investments | 8884-22-25-20601-460010 | | (25,000) | Reallocation of budget |
| Economic Development | 8884 | Interest Inc. - Rental Rehab | 8884-22-25-20601-460090 | | (50,000) | Reallocation of budget |
| Economic Development | 8884 | Unrealized Gains/Losses | 8884-22-25-20601-464010 | | (25,000) | Reallocation of budget |
| Economic Development | 8884 | Other Misc. Revenue | 8884-22-25-20601-589900 | | (1,000) | Reallocation of budget |
| Economic Development | 8884 | Interest Income - Investments | 8884-99-99-98884-460010 | | 25,000 | Reallocation of budget |
| Economic Development | 8884 | Interest Inc. - Rental Rehab | 8884-99-99-98884-460090 | | 50,000 | Reallocation of budget |
| Economic Development | 8884 | Unrealized Gains/Losses | 8884-99-99-98884-464010 | | 25,000 | Reallocation of budget |
| Economic Development | 8884 | Other Misc. Revenue | 8884-99-99-98884-589900 | | 1,000 | Reallocation of budget |
| Parks & Community Services | 2300 | Fed Grant-Capital Revenue | 2300-50-57-80007-485010 | 807 0062-2300-98 | 1,000,000 | Reallocation of budget |
| Parks & Community Services | 2300 | County Grant-Capital Revenue | 2300-50-57-80007-487010 | 807 0062-2300-98 | (1,000,000) | Reallocation of budget |
| REVENUE TOTAL | | | | | \$ 2,603,452 | |

| Department | Fund | Account Description | General Ledger Account | Project | Amendment | Description - Ratification |
|----------------------------|------|-------------------------------------|-------------------------|---------------------------------|--------------|--|
| City Clerk | 1010 | Training & Travel | 1010-10-01-10011-620510 | | \$ (4,000) | Budget true-up |
| City Clerk | 1010 | Training & Travel | 1010-10-01-10012-620510 | | (4,000) | Budget true-up |
| City Clerk | 1010 | Training & Travel | 1010-10-01-10013-620510 | | (6,000) | Budget true-up |
| City Clerk | 1010 | Training & Travel | 1010-10-01-10014-620510 | | (4,000) | Budget true-up |
| City Clerk | 1010 | Training & Travel | 1010-10-01-10015-620510 | | (8,000) | Budget true-up |
| City Manager | 2506 | Professional Svcs - Other | 2506-16-92-72657-620299 | GR HOME 24 Admin | 62,817 | Allocate Projects to HOME Grant Budget |
| City Manager | 2506 | HOME Programs | 2506-16-92-72657-733102 | GR HOME 24 Various Projects | 372,000 | Allocate Projects to HOME Grant Budget |
| City Manager | 2506 | HOME Programs | 2506-16-92-72658-733102 | HOME ARP Various Projects | 2,427,401 | Reallocate project budget |
| City Manager | 2506 | HOME Programs | 2506-16-92-72658-733102 | | (2,427,401) | Reallocate project budget |
| City Manager | 2512 | Professional Svcs - Other | 2512-16-92-72611-620299 | GR CDBG ADMIN | 391,407 | Allocate Projects to CDBG Budget |
| City Manager | 2512 | CDBG Public Services | 2512-16-92-72611-730102 | GR CDBG Various Projects | 226,117 | Allocate Projects to CDBG Budget |
| City Manager | 2512 | Rehabilitation | 2512-16-92-72611-730104 | GR CDBG REHAB | 150,000 | Allocate Projects to CDBG Budget |
| City Manager | 2512 | CIP Other | 2512-70-77-80001-720199 | 801 0111-2512-99 | 1,225,977 | Allocate Projects to CDBG Budget |
| City Manager | 2514 | Professional Svcs - Other | 2514-16-92-72751-620299 | GR ESG 24-Admin | 13,045 | Allocate Projects to ESG Budget |
| City Manager | 2514 | ESG Programs | 2514-16-92-72751-733210 | GR ESG 23 & 24 Various Projects | 160,889 | Allocate Projects to ESG Budget |
| Community Development | 4016 | Professional Svcs - Veterinary Svcs | 4016-20-38-18211-620250 | | 1,200 | Grey Muzzle Grant |
| Parks & Community Services | 5011 | CIP Other | 5011-50-57-80003-720199 | 803 0054-5011-99 | (70,930) | Project completion |
| Parks & Community Services | 5113 | CIP Other | 5113-50-57-80007-720199 | 807 0052-5113-99 | (10,500) | Project completion |
| Public Works | 2001 | CIP Other | 2001-70-76-80008-720199 | 801 0024 | 143,000 | Reallocate project budget |
| Public Works | 2001 | CIP Other | 2001-70-76-80008-720199 | 808 0039 | (143,000) | Reallocate project budget |
| EXPENSE TOTAL | | | | | \$ 2,496,022 | |

City of Moreno Valley
FY 2023/24 - 2024/25
City Position Summary

| Position Title | Adopted Qtrly | | | | | |
|--|---------------|---------|---------|---------|---------|---------|
| | FY | FY | FY | FY | FY | FY |
| | 2022/23 | 2023/24 | 2023/24 | 2023/24 | 2024/25 | 2024/25 |
| | No. | Adj. | Adj. | No. | Adj. | No. |
| Accountant I | 1 | - | - | 1 | - | 1 |
| Accountant II | 1 | - | - | 1 | (1) | - |
| Accounts Receivable Supervisor | - | - | - | - | 1 | 1 |
| Accounting Assistant | 3 | (1) | - | 2 | - | 2 |
| Accounting Technician | 1 | - | - | 1 | - | 1 |
| Accounts Payable Supervisor | 1 | - | - | 1 | - | 1 |
| Administrative Assistant | 7 | 3 | - | 10 | - | 10 |
| Animal Care Technician | 5 | - | - | 5 | - | 5 |
| Animal Care Technician Supervisor | 1 | - | - | 1 | - | 1 |
| Animal Control Officer | 6 | - | - | 6 | - | 6 |
| Animal Rescue Coordinator | 1 | - | - | 1 | - | 1 |
| Animal Services Assistant | 4 | - | - | 4 | - | 4 |
| Animal Services Dispatcher | 1 | - | - | 1 | - | 1 |
| Animal Services Division Manager | 1 | - | - | 1 | - | 1 |
| Animal Services Field Supervisor | 1 | - | - | 1 | - | 1 |
| Animal Services License Inspector | 1 | - | - | 1 | - | 1 |
| Animal Services Office Supervisor | 1 | - | - | 1 | - | 1 |
| Applications & Database Administrator | 1 | - | - | 1 | - | 1 |
| Applications Analyst | 1 | 1 | - | 2 | - | 2 |
| Assistant City Manager (Administration) | 1 | - | - | 1 | - | 1 |
| Assistant City Manager (Development) | 1 | - | - | 1 | - | 1 |
| Assistant to the City Manager | 1 | - | - | 1 | - | 1 |
| Assistant Crossing Guard Supervisor | 1 | - | - | 1 | - | 1 |
| Assistant Engineer | 2 | - | - | 2 | - | 2 |
| Assistant Network Administrator | 1 | - | - | 1 | - | 1 |
| Associate Engineer I | 2 | - | - | 2 | - | 2 |
| Associate Engineer II | 3 | - | - | 3 | - | 3 |
| Associate Planner | 4 | - | - | 4 | - | 4 |
| Audio Visual Technician | 2 | - | - | 2 | - | 2 |
| Banquet Facility Representative | 1 | - | - | 1 | - | 1 |
| Building Division Manager/Official | 1 | - | - | 1 | - | 1 |
| Building Inspector I/II | 3 | - | - | 3 | - | 3 |
| Building Safety Supervisor | 1 | - | - | 1 | - | 1 |
| Business License Liaison | 1 | - | - | 1 | - | 1 |
| Chief Financial Officer | - | 1 | - | 1 | - | 1 |
| Child Care Assistant | 4 | - | - | 4 | - | 4 |
| Child Care Instructor II | 4 | - | - | 4 | - | 4 |
| Child Care Program Manager | 1 | - | - | 1 | - | 1 |
| Child Care Site Supervisor | 4 | - | - | 4 | - | 4 |
| City Manager | 1 | - | - | 1 | - | 1 |
| Community Development Director | 1 | - | - | 1 | - | 1 |
| Community Enhancement Division Manager | 1 | - | - | 1 | - | 1 |
| Community Enhancement Officer I | 6 | - | - | 6 | - | 6 |
| Community Enhancement Officer II | 3 | - | - | 3 | - | 3 |
| Community Enhancement Supervisor | 1 | - | - | 1 | - | 1 |
| Community Services Assistant Coordinator | 4 | - | - | 4 | - | 4 |
| Community Services Coordinator | 4 | - | - | 4 | - | 4 |
| Community Services Division Manager | - | 1 | - | 1 | - | 1 |
| Community Services Supervisor | 4 | - | - | 4 | - | 4 |
| Construction Inspector | 2 | - | - | 2 | - | 2 |
| Construction Inspector Supervisor | 1 | - | - | 1 | - | 1 |
| Crossing Guard | 35 | - | - | 35 | - | 35 |
| Crossing Guard Supervisor | 1 | - | - | 1 | - | 1 |
| Customer Service Manager | - | 1 | - | 1 | - | 1 |
| Deputy City Clerk | 1 | - | - | 1 | - | 1 |
| Deputy City Manager | 1 | - | - | 1 | - | 1 |
| Deputy Compliance Director | - | 1 | - | 1 | - | 1 |
| Deputy Finance Director | 1 | - | - | 1 | - | 1 |
| Economic Development Division Manager | 2 | - | - | 2 | - | 2 |
| Economic Development & Housing Director | - | 1 | - | 1 | - | 1 |
| Electric Utility Assistant Manager | - | - | 1 | 1 | - | 1 |
| Electric Utility Chief Engineer | 1 | - | (1) | - | - | - |

City of Moreno Valley
FY 2023/24 - 2024/25
City Position Summary

| Position Title | Adopted Qtrly | | | | | |
|---|---------------|---------|---------|---------|---------|---------|
| | FY | FY | FY | FY | FY | FY |
| | 2022/23 | 2023/24 | 2023/24 | 2023/24 | 2024/25 | 2024/25 |
| | No. | Adj. | Adj. | No. | Adj. | No. |
| Electric Utility Division Manager | 1 | - | - | 1 | - | 1 |
| Electric Utility Program Coordinator | 1 | - | - | 1 | - | 1 |
| Emergency Management Coordinator | - | - | 2 | 2 | - | 2 |
| Emergency Management & Volunteer Services Program Manager | 1 | - | - | 1 | - | 1 |
| Emergency Management & Volunteer Services Program Specialist | 1 | - | (1) | - | - | - |
| Engineering Division Manager/Assistant City Engineer | 1 | - | - | 1 | - | 1 |
| Enterprise Systems Administrator | 1 | - | - | 1 | - | 1 |
| Equipment Operator | 6 | - | - | 6 | - | 6 |
| Executive Assistant I | 5 | - | - | 5 | - | 5 |
| Executive Assistant to Mayor/City Council | 1 | - | - | 1 | - | 1 |
| Facilities Maintenance Mechanic | 1 | - | - | 1 | - | 1 |
| Facilities Maintenance Worker | 3 | - | - | 3 | 1 | 4 |
| Financial Operations Division Manager | 1 | - | - | 1 | - | 1 |
| Financial Resources Division Manager | 1 | - | - | 1 | - | 1 |
| Fleet & Facilities Division Manager | - | 1 | - | 1 | - | 1 |
| Fleet & Facilities Maintenance Supervisor | 1 | - | - | 1 | - | 1 |
| GIS Administrator | 1 | - | - | 1 | - | 1 |
| GIS Applications Analyst | 1 | - | - | 1 | - | 1 |
| GIS Specialist | 1 | - | (1) | - | - | - |
| Grants Division Manager | 1 | - | - | 1 | - | 1 |
| Grants Program Manager | 1 | - | (1) | - | - | - |
| Human Resources Analyst | 1 | - | - | 1 | - | 1 |
| Human Resources Director | - | 1 | - | 1 | - | 1 |
| Human Resources Division Manager | 1 | - | - | 1 | - | 1 |
| Human Resources Technician | - | 2 | - | 2 | - | 2 |
| Information Technology Technician | 2 | - | - | 2 | - | 2 |
| Landscape Services Inspector | 2 | - | - | 2 | - | 2 |
| Lead Facilities Maintenance Worker | 1 | - | - | 1 | - | 1 |
| Lead Maintenance Worker | 4 | - | - | 4 | - | 4 |
| Lead Parks Maintenance Worker | 7 | - | - | 7 | - | 7 |
| Lead Traffic Sign/Marking Technician | 2 | - | - | 2 | - | 2 |
| Lead Vehicle/Equipment Technician | 1 | - | - | 1 | - | 1 |
| Maintenance & Operations Division Manager | 1 | - | - | 1 | - | 1 |
| Maintenance Worker I/II | 27 | - | - | 27 | - | 27 |
| Maintenance Worker/Work Release Coordinator | 1 | - | - | 1 | - | 1 |
| Management Aide | 7 | - | - | 7 | - | 7 |
| Management Analyst | 8 | (1) | - | 7 | - | 7 |
| Management Assistant | 8 | 4 | (2) | 10 | - | 10 |
| Manager of the Office of Mayor & City Council/City Clerk | 1 | - | - | 1 | - | 1 |
| Media & Communications Division Manager | 1 | - | - | 1 | - | 1 |
| Network Administrator | 1 | - | - | 1 | - | 1 |
| Network & Systems Specialist | 1 | - | - | 1 | - | 1 |
| Paralegal | 1 | - | - | 1 | - | 1 |
| Park Ranger | 4 | - | - | 4 | - | 4 |
| Parking Control Officer | 2 | - | - | 2 | - | 2 |
| Parks & Community Services Administration & Financial Services Division Manager | - | 1 | - | 1 | - | 1 |
| Parks & Community Services Deputy Director | 1 | (1) | - | - | - | - |
| Parks & Community Services Director | 1 | - | - | 1 | - | 1 |
| Parks & Landscape Services Division Manager | 1 | - | - | 1 | - | 1 |
| Parks Maintenance Supervisor | 2 | - | - | 2 | - | 2 |
| Parks Maintenance Worker | 18 | - | - | 18 | - | 18 |
| Parks Project Manager | 1 | - | - | 1 | - | 1 |
| Payroll Division Manager | - | - | 1 | 1 | - | 1 |
| Payroll Supervisor | 1 | - | (1) | - | - | - |
| Permit Technician | 4 | - | - | 4 | - | 4 |
| Planning Division Manager/Official | 1 | - | - | 1 | - | 1 |
| Power Supply Manager | - | - | 1 | 1 | - | 1 |
| Principal Accountant | 1 | - | - | 1 | - | 1 |
| Principal Engineer | 2 | - | - | 2 | - | 2 |
| Principal Engineer/City Traffic Engineer | 1 | - | - | 1 | - | 1 |
| Principal Planner | 1 | - | - | 1 | - | 1 |
| Program Analyst | - | - | 1 | 1 | - | 1 |

City of Moreno Valley
FY 2023/24 - 2024/25
City Position Summary

| Position Title | Adopted Qtrly | | | | | |
|--|---------------|-----------|------------|------------|----------|------------|
| | FY | FY | FY | FY | FY | FY |
| | 2022/23 | 2023/24 | 2023/24 | 2023/24 | 2024/25 | 2024/25 |
| | No. | Adj. | Adj. | No. | Adj. | No. |
| Public Information/Intergovernmental Relations Officer | 1 | - | - | 1 | - | 1 |
| Public Safety Contracts Administrator | 1 | - | - | 1 | - | 1 |
| Purchasing Division Manager | 1 | - | - | 1 | - | 1 |
| Public Works Director/City Engineer | 1 | - | - | 1 | - | 1 |
| Recycling Specialist | 1 | 1 | - | 2 | - | 2 |
| Registered Veterinary Technician | 1 | - | - | 1 | - | 1 |
| Resource Analyst | - | 1 | (1) | - | - | - |
| Security Guard | 2 | - | - | 2 | - | 2 |
| Senior Accountant | 4 | - | - | 4 | - | 4 |
| Senior Administrative Assistant | 13 | (1) | (1) | 11 | (1) | 10 |
| Senior Applications Analyst | 1 | 1 | - | 2 | - | 2 |
| Senior Building Inspector | - | 1 | - | 1 | - | 1 |
| Senior Community Enhancement Officer | 2 | - | - | 2 | - | 2 |
| Senior Construction Inspector | 2 | - | - | 2 | - | 2 |
| Senior Deputy City Clerk | 1 | - | - | 1 | - | 1 |
| Senior Electrical Engineer | 1 | - | - | 1 | - | 1 |
| Senior Engineer, P.E. | 5 | - | - | 5 | - | 5 |
| Senior Equipment Operator | 1 | - | - | 1 | - | 1 |
| Senior Graphics Designer | 1 | - | - | 1 | - | 1 |
| Senior Human Resources Analyst | 1 | - | - | 1 | - | 1 |
| Senior Landscape Services Inspector | 1 | - | - | 1 | - | 1 |
| Senior Management Analyst | 13 | 3 | 1 | 17 | - | 17 |
| Senior Office Assistant | 3 | - | - | 3 | - | 3 |
| Senior Parking Control Officer | 1 | - | - | 1 | - | 1 |
| Senior Parks Maintenance Technician | 2 | - | - | 2 | - | 2 |
| Senior Payroll Technician | 1 | - | - | 1 | - | 1 |
| Senior Permit Technician | 3 | - | - | 3 | - | 3 |
| Senior Planner | 1 | - | - | 1 | - | 1 |
| Senior Risk Analyst | - | 1 | - | 1 | - | 1 |
| Senior Telecommunications Technician | 1 | - | - | 1 | - | 1 |
| Senior Traffic Signal Technician | 1 | - | - | 1 | - | 1 |
| Special Districts Division Manager | 1 | - | - | 1 | - | 1 |
| Special Events & Facilities Division Manager | 1 | - | - | 1 | - | 1 |
| Storekeeper | 1 | 1 | - | 2 | - | 2 |
| Strategic Initiatives Manager | 1 | - | - | 1 | - | 1 |
| Street Maintenance Supervisor | 2 | - | - | 2 | - | 2 |
| Telecommunications Engineer/Administrator | 1 | - | - | 1 | - | 1 |
| Telecommunications Technician | 1 | - | 1 | 2 | - | 2 |
| Traffic Operations Supervisor | 1 | - | - | 1 | - | 1 |
| Traffic Signal Technician | 2 | - | - | 2 | - | 2 |
| Traffic Sign/Marking Technician I | 1 | - | - | 1 | - | 1 |
| Traffic Sign/Marking Technician II | 2 | - | - | 2 | - | 2 |
| Utility Finance Manager | - | 1 | - | 1 | - | 1 |
| Vehicle/Equipment Technician | 3 | - | - | 3 | - | 3 |
| Total | 380 | 23 | (1) | 402 | - | 402 |

Note: Excludes City Council Members, Planning Commissioners and temporary positions.

Per Municipal Code 2.18.010, the Planning Commission shall consist of seven members who shall receive such compensation as may be established from time to time by resolution of the City Council.

CITY OF MORENO VALLEY

SALARY SCALE - CAREER POSITIONS

EFFECTIVE 07/06/2024

EXHIBIT C

| TITLE | GRP | GRADE | | | | | | | | | | |
|-----------------------------------|-----|-------|---------|------------|------------|------------|------------|------------|------------|------------|------------|------------|
| | | | | A | B | C | D | E | F | G | H | I |
| | | | | 5.0% | 5.0% | 5.0% | 5.0% | 5.0% | 5.0% | 5.0% | 2.5% | 2.5% |
| Accountant I | NE | C22 | Annual | 75,628.80 | 79,414.40 | 83,387.20 | 87,547.20 | 91,915.20 | 96,512.00 | 101,337.60 | 103,875.20 | 106,475.20 |
| | | | Monthly | 6,302.40 | 6,617.87 | 6,948.93 | 7,295.60 | 7,659.60 | 8,042.67 | 8,444.80 | 8,656.27 | 8,872.93 |
| | | | Hourly | 36.3600 | 38.1800 | 40.0900 | 42.0900 | 44.1900 | 46.4000 | 48.7200 | 49.9400 | 51.1900 |
| Accounts Receivable Supervisor | PAM | C24 | Annual | 51,209.60 | 53,768.00 | 56,451.20 | 59,280.00 | 62,254.40 | 65,374.40 | 68,640.00 | 70,366.40 | 72,134.40 |
| | | | Monthly | 4,267.47 | 4,480.67 | 4,704.27 | 4,940.00 | 5,187.87 | 5,447.87 | 5,720.00 | 5,863.87 | 6,011.20 |
| | | | Hourly | 24.6200 | 25.8500 | 27.1400 | 28.5000 | 29.9300 | 31.4300 | 33.0000 | 33.8300 | 34.6800 |
| Accounting Assistant | NE | C14 | Annual | 51,209.60 | 53,768.00 | 56,451.20 | 59,280.00 | 62,254.40 | 65,374.40 | 68,640.00 | 70,366.40 | 72,134.40 |
| | | | Monthly | 4,267.47 | 4,480.67 | 4,704.27 | 4,940.00 | 5,187.87 | 5,447.87 | 5,720.00 | 5,863.87 | 6,011.20 |
| | | | Hourly | 24.6200 | 25.8500 | 27.1400 | 28.5000 | 29.9300 | 31.4300 | 33.0000 | 33.8300 | 34.6800 |
| Accounting Technician | NE | C17 | Annual | 59,280.00 | 62,254.40 | 65,374.40 | 68,640.00 | 72,072.00 | 75,670.40 | 79,456.00 | 81,452.80 | 83,491.20 |
| | | | Monthly | 4,940.00 | 5,187.87 | 5,447.87 | 5,720.00 | 6,006.00 | 6,305.87 | 6,621.33 | 6,787.73 | 6,957.60 |
| | | | Hourly | 28.5000 | 29.9300 | 31.4300 | 33.0000 | 34.6500 | 36.3800 | 38.2000 | 39.1600 | 40.1400 |
| Accounts Payable Supervisor | NE | C22 | Annual | 75,628.80 | 79,414.40 | 83,387.20 | 87,547.20 | 91,915.20 | 96,512.00 | 101,337.60 | 103,875.20 | 106,475.20 |
| | | | Monthly | 6,302.40 | 6,617.87 | 6,948.93 | 7,295.60 | 7,659.60 | 8,042.67 | 8,444.80 | 8,656.27 | 8,872.93 |
| | | | Hourly | 36.3600 | 38.1800 | 40.0900 | 42.0900 | 44.1900 | 46.4000 | 48.7200 | 49.9400 | 51.1900 |
| Administrative Assistant | NE | C16 | Annual | 56,451.20 | 59,280.00 | 62,254.40 | 65,374.40 | 68,640.00 | 72,072.00 | 75,670.40 | 77,563.20 | 79,497.60 |
| | | | Monthly | 4,704.27 | 4,940.00 | 5,187.87 | 5,447.87 | 5,720.00 | 6,006.00 | 6,305.87 | 6,463.60 | 6,624.80 |
| | | | Hourly | 27.1400 | 28.5000 | 29.9300 | 31.4300 | 33.0000 | 34.6500 | 36.3800 | 37.2900 | 38.2200 |
| Animal Care Technician | NE | C11 | Annual | 44,241.60 | 46,446.40 | 48,776.00 | 51,209.60 | 53,768.00 | 56,451.20 | 59,280.00 | 60,756.80 | 62,275.20 |
| | | | Monthly | 3,686.80 | 3,870.53 | 4,064.67 | 4,267.47 | 4,480.67 | 4,704.27 | 4,940.00 | 5,063.07 | 5,189.60 |
| | | | Hourly | 21.2700 | 22.3300 | 23.4500 | 24.6200 | 25.8500 | 27.1400 | 28.5000 | 29.2100 | 29.9400 |
| Animal Care Technician Supervisor | PAM | C21 | Annual | 72,051.20 | 75,649.60 | 79,435.20 | 83,408.00 | 87,588.80 | 91,977.60 | 96,574.40 | 98,987.20 | 101,462.40 |
| | | | Monthly | 6,004.27 | 6,304.13 | 6,619.60 | 6,950.67 | 7,299.07 | 7,664.80 | 8,047.87 | 8,248.93 | 8,455.20 |
| | | | Hourly | 34.6400 | 36.3700 | 38.1900 | 40.1000 | 42.1100 | 44.2200 | 46.4300 | 47.5900 | 48.7800 |
| Animal Control Officer | NE | C15 | Annual | 53,768.00 | 56,451.20 | 59,280.00 | 62,254.40 | 65,374.40 | 68,640.00 | 72,072.00 | 73,881.60 | 75,732.80 |
| | | | Monthly | 4,480.67 | 4,704.27 | 4,940.00 | 5,187.87 | 5,447.87 | 5,720.00 | 6,006.00 | 6,156.80 | 6,311.07 |
| | | | Hourly | 25.8500 | 27.1400 | 28.5000 | 29.9300 | 31.4300 | 33.0000 | 34.6500 | 35.5200 | 36.4100 |
| Animal Rescue Coordinator | NE | C11 | Annual | 44,241.60 | 46,446.40 | 48,776.00 | 51,209.60 | 53,768.00 | 56,451.20 | 59,280.00 | 60,756.80 | 62,275.20 |
| | | | Monthly | 3,686.80 | 3,870.53 | 4,064.67 | 4,267.47 | 4,480.67 | 4,704.27 | 4,940.00 | 5,063.07 | 5,189.60 |
| | | | Hourly | 21.2700 | 22.3300 | 23.4500 | 24.6200 | 25.8500 | 27.1400 | 28.5000 | 29.2100 | 29.9400 |
| Animal Services Assistant | NE | C10 | Annual | 42,120.00 | 44,220.80 | 46,425.60 | 48,755.20 | 51,188.80 | 53,747.20 | 56,430.40 | 57,844.80 | 59,300.80 |
| | | | Monthly | 3,510.00 | 3,685.07 | 3,868.80 | 4,062.93 | 4,265.73 | 4,478.93 | 4,702.53 | 4,820.40 | 4,941.73 |
| | | | Hourly | 20.2500 | 21.2600 | 22.3200 | 23.4400 | 24.6100 | 25.8400 | 27.1300 | 27.8100 | 28.5100 |
| Animal Services Dispatcher | NE | C10 | Annual | 42,120.00 | 44,220.80 | 46,425.60 | 48,755.20 | 51,188.80 | 53,747.20 | 56,430.40 | 57,844.80 | 59,300.80 |
| | | | Monthly | 3,510.00 | 3,685.07 | 3,868.80 | 4,062.93 | 4,265.73 | 4,478.93 | 4,702.53 | 4,820.40 | 4,941.73 |
| | | | Hourly | 20.2500 | 21.2600 | 22.3200 | 23.4400 | 24.6100 | 25.8400 | 27.1300 | 27.8100 | 28.5100 |
| Animal Services Division Manager | DMG | C30 | Annual | 111,758.40 | 117,353.60 | 123,219.20 | 129,376.00 | 135,844.80 | 142,646.40 | 149,780.80 | 153,524.80 | 157,372.80 |
| | | | Monthly | 9,313.20 | 9,779.47 | 10,268.27 | 10,781.33 | 11,320.40 | 11,887.20 | 12,481.73 | 12,793.73 | 13,114.40 |
| | | | Hourly | 53.7300 | 56.4200 | 59.2400 | 62.2000 | 65.3100 | 68.5800 | 72.0100 | 73.8100 | 75.6600 |
| Animal Services Field Supervisor | PAM | C22 | Annual | 75,628.80 | 79,414.40 | 83,387.20 | 87,547.20 | 91,915.20 | 96,512.00 | 101,337.60 | 103,875.20 | 106,475.20 |
| | | | Monthly | 6,302.40 | 6,617.87 | 6,948.93 | 7,295.60 | 7,659.60 | 8,042.67 | 8,444.80 | 8,656.27 | 8,872.93 |
| | | | Hourly | 36.3600 | 38.1800 | 40.0900 | 42.0900 | 44.1900 | 46.4000 | 48.7200 | 49.9400 | 51.1900 |

CITY OF MORENO VALLEY

SALARY SCALE - CAREER POSITIONS

EFFECTIVE 07/06/2024

EXHIBIT C

| TITLE | GRP | GRADE | | | | | | | | | | |
|---------------------------------------|-----|-------|---------|------------|------------|------------|------------|------------|------------|------------|------------|------------|
| | | | | A | B | C | D | E | F | G | H | I |
| | | | | 5.0% | 5.0% | 5.0% | 5.0% | 5.0% | 5.0% | 5.0% | 2.5% | 2.5% |
| Animal Services License Inspector | NE | C11 | Annual | 44,241.60 | 46,446.40 | 48,776.00 | 51,209.60 | 53,768.00 | 56,451.20 | 59,280.00 | 60,756.80 | 62,275.20 |
| | | | Monthly | 3,686.80 | 3,870.53 | 4,064.67 | 4,267.47 | 4,480.67 | 4,704.27 | 4,940.00 | 5,063.07 | 5,189.60 |
| | | | Hourly | 21.2700 | 22.3300 | 23.4500 | 24.6200 | 25.8500 | 27.1400 | 28.5000 | 29.2100 | 29.9400 |
| Animal Services Office Supervisor | PAM | C21 | Annual | 72,051.20 | 75,649.60 | 79,435.20 | 83,408.00 | 87,588.80 | 91,977.60 | 96,574.40 | 98,987.20 | 101,462.40 |
| | | | Monthly | 6,004.27 | 6,304.13 | 6,619.60 | 6,950.67 | 7,299.07 | 7,664.80 | 8,047.87 | 8,248.93 | 8,455.20 |
| | | | Hourly | 34.6400 | 36.3700 | 38.1900 | 40.1000 | 42.1100 | 44.2200 | 46.4300 | 47.5900 | 48.7800 |
| Applications & Database Administrator | PAM | C29 | Annual | 106,412.80 | 111,737.60 | 117,332.80 | 123,198.40 | 129,355.20 | 135,824.00 | 142,625.60 | 146,182.40 | 149,843.20 |
| | | | Monthly | 8,867.73 | 9,311.47 | 9,777.73 | 10,266.53 | 10,779.60 | 11,318.67 | 11,885.47 | 12,181.87 | 12,486.93 |
| | | | Hourly | 51.1600 | 53.7200 | 56.4100 | 59.2300 | 62.1900 | 65.3000 | 68.5700 | 70.2800 | 72.0400 |
| Applications Analyst | PAM | C25 | Annual | 87,568.00 | 91,956.80 | 96,553.60 | 101,379.20 | 106,454.40 | 111,779.20 | 117,374.40 | 120,307.20 | 123,323.20 |
| | | | Monthly | 7,297.33 | 7,663.07 | 8,046.13 | 8,448.27 | 8,871.20 | 9,314.93 | 9,781.20 | 10,025.60 | 10,276.93 |
| | | | Hourly | 42.1000 | 44.2100 | 46.4200 | 48.7400 | 51.1800 | 53.7400 | 56.4300 | 57.8400 | 59.2900 |
| Assistant to the City Manager | PAM | C24 | Annual | 83,387.20 | 87,547.20 | 91,915.20 | 96,512.00 | 101,337.60 | 106,412.80 | 111,737.60 | 114,524.80 | 117,395.20 |
| | | | Monthly | 6,948.93 | 7,295.60 | 7,659.60 | 8,042.67 | 8,444.80 | 8,867.73 | 9,311.47 | 9,543.73 | 9,782.93 |
| | | | Hourly | 40.0900 | 42.0900 | 44.1900 | 46.4000 | 48.7200 | 51.1600 | 53.7200 | 55.0600 | 56.4400 |
| Assistant Crossing Guard Supervisor | NE | C05 | Annual | 38,209.60 | 38,209.60 | 40,123.20 | 42,120.00 | 42,120.00 | 44,220.80 | 44,220.80 | 46,425.60 | 46,425.60 |
| | | | Monthly | 3,184.13 | 3,184.13 | 3,343.60 | 3,510.00 | 3,510.00 | 3,685.07 | 3,685.07 | 3,868.80 | 3,868.80 |
| | | | Hourly | 18.3700 | 19.2900 | 19.2900 | 20.2500 | 20.2500 | 21.2600 | 21.2600 | 22.3200 | 22.3200 |
| Assistant Engineer | PAM | C25 | Annual | 87,568.00 | 91,956.80 | 96,553.60 | 101,379.20 | 106,454.40 | 111,779.20 | 117,374.40 | 120,307.20 | 123,323.20 |
| | | | Monthly | 7,297.33 | 7,663.07 | 8,046.13 | 8,448.27 | 8,871.20 | 9,314.93 | 9,781.20 | 10,025.60 | 10,276.93 |
| | | | Hourly | 42.1000 | 44.2100 | 46.4200 | 48.7400 | 51.1800 | 53.7400 | 56.4300 | 57.8400 | 59.2900 |
| Assistant Network Administrator | PAM | C26 | Annual | 91,936.00 | 96,532.80 | 101,358.40 | 106,433.60 | 111,758.40 | 117,353.60 | 123,219.20 | 126,297.60 | 129,459.20 |
| | | | Monthly | 7,661.33 | 8,044.40 | 8,446.53 | 8,869.47 | 9,313.20 | 9,779.47 | 10,268.27 | 10,524.80 | 10,788.27 |
| | | | Hourly | 44.2000 | 46.4100 | 48.7300 | 51.1700 | 53.7300 | 56.4200 | 59.2400 | 60.7200 | 62.2400 |
| Associate Engineer I | PAM | C28 | Annual | 101,358.40 | 106,433.60 | 111,758.40 | 117,353.60 | 123,219.20 | 129,376.00 | 135,844.80 | 139,235.20 | 142,708.80 |
| | | | Monthly | 8,446.53 | 8,869.47 | 9,313.20 | 9,779.47 | 10,268.27 | 10,781.33 | 11,320.40 | 11,602.93 | 11,892.40 |
| | | | Hourly | 48.7300 | 51.1700 | 53.7300 | 56.4200 | 59.2400 | 62.2000 | 65.3100 | 66.9400 | 68.6100 |
| Associate Engineer II | PAM | C29 | Annual | 106,412.80 | 111,737.60 | 117,332.80 | 123,198.40 | 129,355.20 | 135,824.00 | 142,625.60 | 146,182.40 | 149,843.20 |
| | | | Monthly | 8,867.73 | 9,311.47 | 9,777.73 | 10,266.53 | 10,779.60 | 11,318.67 | 11,885.47 | 12,181.87 | 12,486.93 |
| | | | Hourly | 51.1600 | 53.7200 | 56.4100 | 59.2300 | 62.1900 | 65.3000 | 68.5700 | 70.2800 | 72.0400 |
| Associate Planner | PAM | C25 | Annual | 87,568.00 | 91,956.80 | 96,553.60 | 101,379.20 | 106,454.40 | 111,779.20 | 117,374.40 | 120,307.20 | 123,323.20 |
| | | | Monthly | 7,297.33 | 7,663.07 | 8,046.13 | 8,448.27 | 8,871.20 | 9,314.93 | 9,781.20 | 10,025.60 | 10,276.93 |
| | | | Hourly | 42.1000 | 44.2100 | 46.4200 | 48.7400 | 51.1800 | 53.7400 | 56.4300 | 57.8400 | 59.2900 |
| Audio Visual Technician | NE | C18 | Annual | 62,233.60 | 65,353.60 | 68,619.20 | 72,051.20 | 75,649.60 | 79,435.20 | 83,408.00 | 85,488.00 | 87,630.40 |
| | | | Monthly | 5,186.13 | 5,446.13 | 5,718.27 | 6,004.27 | 6,304.13 | 6,619.60 | 6,950.67 | 7,124.00 | 7,302.53 |
| | | | Hourly | 29.9200 | 31.4200 | 32.9900 | 34.6400 | 36.3700 | 38.1900 | 40.1000 | 41.1000 | 42.1300 |
| Banquet Facility Representative | PAM | C19 | Annual | 65,332.80 | 68,598.40 | 72,030.40 | 75,628.80 | 79,414.40 | 83,387.20 | 87,547.20 | 89,731.20 | 91,977.60 |
| | | | Monthly | 5,444.40 | 5,716.53 | 6,002.53 | 6,302.40 | 6,617.87 | 6,948.93 | 7,295.60 | 7,477.60 | 7,664.80 |
| | | | Hourly | 31.4100 | 32.9800 | 34.6300 | 36.3600 | 38.1800 | 40.0900 | 42.0900 | 43.1400 | 44.2200 |
| Building Division Manager/Official | DMG | C34 | Annual | 145,745.60 | 153,025.60 | 160,680.00 | 168,708.80 | 177,153.60 | 186,014.40 | 195,312.00 | 200,200.00 | 205,212.80 |
| | | | Monthly | 12,145.47 | 12,752.13 | 13,390.00 | 14,059.07 | 14,762.80 | 15,501.20 | 16,276.00 | 16,683.33 | 17,101.07 |
| | | | Hourly | 70.0700 | 73.5700 | 77.2500 | 81.1100 | 85.1700 | 89.4300 | 93.9000 | 96.2500 | 98.6600 |

CITY OF MORENO VALLEY

SALARY SCALE - CAREER POSITIONS

EFFECTIVE 07/06/2024

EXHIBIT C

| TITLE | GRP | GRADE | | | | | | | | | | |
|--|-----|-------|---------|------------|------------|------------|------------|------------|------------|------------|------------|------------|
| | | | | A | B | C | D | E | F | G | H | I |
| | | | | 5.0% | | 5.0% | 5.0% | 5.0% | 5.0% | 5.0% | 2.5% | 2.5% |
| Building Inspector I | NE | C21 | Annual | 83,387.20 | 87,547.20 | 91,915.20 | 96,512.00 | 101,337.60 | 106,412.80 | 111,737.60 | 114,524.80 | 117,395.20 |
| | | | Monthly | 6,948.93 | 7,295.60 | 7,659.60 | 8,042.67 | 8,444.80 | 8,867.73 | 9,311.47 | 9,543.73 | 9,782.93 |
| | | | Hourly | 40.0900 | 42.0900 | 44.1900 | 46.4000 | 48.7200 | 51.1600 | 53.7200 | 55.0600 | 56.4400 |
| Building Inspector II | NE | C24 | Annual | 83,387.20 | 87,547.20 | 91,915.20 | 96,512.00 | 101,337.60 | 106,412.80 | 111,737.60 | 114,524.80 | 117,395.20 |
| | | | Monthly | 6,948.93 | 7,295.60 | 7,659.60 | 8,042.67 | 8,444.80 | 8,867.73 | 9,311.47 | 9,543.73 | 9,782.93 |
| | | | Hourly | 40.0900 | 42.0900 | 44.1900 | 46.4000 | 48.7200 | 51.1600 | 53.7200 | 55.0600 | 56.4400 |
| Building Safety Supervisor | PAM | C27 | Annual | 96,532.80 | 101,358.40 | 106,433.60 | 111,758.40 | 117,353.60 | 123,219.20 | 129,376.00 | 132,620.80 | 135,928.00 |
| | | | Monthly | 8,044.40 | 8,446.53 | 8,869.47 | 9,313.20 | 9,779.47 | 10,268.27 | 10,781.33 | 11,051.73 | 11,327.33 |
| | | | Hourly | 46.4100 | 48.7300 | 51.1700 | 53.7300 | 56.4200 | 59.2400 | 62.2000 | 63.7600 | 65.3500 |
| Business License Liaison | NE | C16 | Annual | 56,451.20 | 59,280.00 | 62,254.40 | 65,374.40 | 68,640.00 | 72,072.00 | 75,670.40 | 77,563.20 | 79,497.60 |
| | | | Monthly | 4,704.27 | 4,940.00 | 5,187.87 | 5,447.87 | 5,720.00 | 6,006.00 | 6,305.87 | 6,463.60 | 6,624.80 |
| | | | Hourly | 27.1400 | 28.5000 | 29.9300 | 31.4300 | 33.0000 | 34.6500 | 36.3800 | 37.2900 | 38.2200 |
| Child Care Assistant | GRA | CC09 | Annual | 36,628.80 | 40,768.00 | 42,806.40 | 44,948.80 | 47,195.20 | 49,545.60 | 52,020.80 | 54,620.80 | 57,345.60 |
| | | | Monthly | 3,052.40 | 3,397.33 | 3,567.20 | 3,745.73 | 3,932.93 | 4,128.80 | 4,335.07 | 4,551.73 | 4,778.80 |
| | | | Hourly | 18.6700 | 19.6000 | 20.5800 | 21.6100 | 22.6900 | 23.8200 | 25.0100 | 26.2600 | 27.5700 |
| Child Care Instructor II | GRA | CC11 | Annual | 41,953.60 | 44,054.40 | 46,259.20 | 48,568.00 | 51,001.60 | 53,560.00 | 56,243.20 | 57,857.60 | 59,092.80 |
| | | | Monthly | 3,496.13 | 3,671.20 | 3,854.93 | 4,047.33 | 4,250.13 | 4,463.33 | 4,686.93 | 4,804.80 | 4,924.40 |
| | | | Hourly | 20.1700 | 21.1800 | 22.2400 | 23.3500 | 24.5200 | 25.7500 | 27.0400 | 27.7200 | 28.4100 |
| Child Care Program Manager | PAM | C19 | Annual | 65,332.80 | 68,598.40 | 72,030.40 | 75,628.80 | 79,414.40 | 83,387.20 | 87,547.20 | 89,731.20 | 91,977.60 |
| | | | Monthly | 5,444.40 | 5,716.53 | 6,002.53 | 6,302.40 | 6,617.87 | 6,948.93 | 7,295.60 | 7,477.60 | 7,664.80 |
| | | | Hourly | 31.4100 | 32.9800 | 34.6300 | 36.3600 | 38.1800 | 40.0900 | 42.0900 | 43.1400 | 44.2200 |
| Child Care Site Supervisor | GRA | C15 | Annual | 53,768.00 | 56,451.20 | 59,280.00 | 62,254.40 | 65,374.40 | 68,640.00 | 72,072.00 | 73,881.60 | 75,732.80 |
| | | | Monthly | 4,480.67 | 4,704.27 | 4,940.00 | 5,187.87 | 5,447.87 | 5,720.00 | 6,006.00 | 6,156.80 | 6,311.07 |
| | | | Hourly | 25.8500 | 27.1400 | 28.5000 | 29.9300 | 31.4300 | 33.0000 | 34.6500 | 35.5200 | 36.4100 |
| Community Enhancement Division Manager | DMG | C30 | Annual | 111,758.40 | 117,353.60 | 123,219.20 | 129,376.00 | 135,844.80 | 142,646.40 | 149,780.80 | 153,524.80 | 157,372.80 |
| | | | Monthly | 9,313.20 | 9,779.47 | 10,268.27 | 10,781.33 | 11,320.40 | 11,887.20 | 12,481.73 | 12,793.73 | 13,114.40 |
| | | | Hourly | 53.7300 | 56.4200 | 59.2400 | 62.2000 | 65.3100 | 68.5800 | 72.0100 | 73.8100 | 75.6600 |
| Community Enhancement Officer I | NE | C18 | Annual | 62,233.60 | 65,353.60 | 68,619.20 | 72,051.20 | 75,649.60 | 79,435.20 | 83,408.00 | 85,488.00 | 87,630.40 |
| | | | Monthly | 5,186.13 | 5,446.13 | 5,718.27 | 6,004.27 | 6,304.13 | 6,619.60 | 6,950.67 | 7,124.00 | 7,302.53 |
| | | | Hourly | 29.9200 | 31.4200 | 32.9900 | 34.6400 | 36.3700 | 38.1900 | 40.1000 | 41.1000 | 42.1300 |
| Community Enhancement Officer II | NE | C20 | Annual | 68,598.40 | 72,030.40 | 75,628.80 | 79,414.40 | 83,387.20 | 87,547.20 | 91,915.20 | 94,203.20 | 96,553.60 |
| | | | Monthly | 5,716.53 | 6,002.53 | 6,302.40 | 6,617.87 | 6,948.93 | 7,295.60 | 7,659.60 | 7,850.27 | 8,046.13 |
| | | | Hourly | 32.9800 | 34.6300 | 36.3600 | 38.1800 | 40.0900 | 42.0900 | 44.1900 | 45.2900 | 46.4200 |
| Community Enhancement Supervisor | PAM | C23 | Annual | 79,435.20 | 83,408.00 | 87,588.80 | 91,977.60 | 96,574.40 | 101,400.00 | 106,475.20 | 109,137.60 | 111,862.40 |
| | | | Monthly | 6,619.60 | 6,950.67 | 7,299.07 | 7,664.80 | 8,047.87 | 8,450.00 | 8,872.93 | 9,094.80 | 9,321.87 |
| | | | Hourly | 38.1900 | 40.1000 | 42.1100 | 44.2200 | 46.4300 | 48.7500 | 51.1900 | 52.4700 | 53.7800 |
| Community Services Assistant Coordinator | NE | C08 | Annual | 38,209.60 | 40,123.20 | 42,120.00 | 44,220.80 | 46,425.60 | 48,755.20 | 51,188.80 | 52,478.40 | 53,788.80 |
| | | | Monthly | 3,184.13 | 3,343.60 | 3,510.00 | 3,685.07 | 3,868.80 | 4,062.93 | 4,265.73 | 4,373.20 | 4,482.40 |
| | | | Hourly | 18.3700 | 19.2900 | 20.2500 | 21.2600 | 22.3200 | 23.4400 | 24.6100 | 25.2300 | 25.8600 |
| Community Services Coordinator | NE | C10 | Annual | 42,120.00 | 44,220.80 | 46,425.60 | 48,755.20 | 51,188.80 | 53,747.20 | 56,430.40 | 57,844.80 | 59,300.80 |
| | | | Monthly | 3,510.00 | 3,685.07 | 3,868.80 | 4,062.93 | 4,265.73 | 4,478.93 | 4,702.53 | 4,820.40 | 4,941.73 |
| | | | Hourly | 20.2500 | 21.2600 | 22.3200 | 23.4400 | 24.6100 | 25.8400 | 27.1300 | 27.8100 | 28.5100 |

CITY OF MORENO VALLEY

SALARY SCALE - CAREER POSITIONS

EFFECTIVE 07/06/2024

EXHIBIT C

| TITLE | GRP | GRADE | | | | | | | | | | |
|---------------------------------------|-----|-------|---------|------------|------------|------------|------------|------------|------------|------------|------------|------------|
| | | | | A | B | C | D | E | F | G | H | I |
| | | | | 5.0% | | 5.0% | 5.0% | 5.0% | 5.0% | 5.0% | 2.5% | 2.5% |
| Community Services Division Manager | DMG | C30 | Annual | 111,758.40 | 117,353.60 | 123,219.20 | 129,376.00 | 135,844.80 | 142,646.40 | 149,780.80 | 153,524.80 | 157,372.80 |
| | | | Monthly | 9,313.20 | 9,779.47 | 10,268.27 | 10,781.33 | 11,320.40 | 11,887.20 | 12,481.73 | 12,793.73 | 13,114.40 |
| | | | Hourly | 53.7300 | 56.4200 | 59.2400 | 62.2000 | 65.3100 | 68.5800 | 72.0100 | 73.8100 | 75.6600 |
| Community Services Supervisor | PAM | C19 | Annual | 65,332.80 | 68,598.40 | 72,030.40 | 75,628.80 | 79,414.40 | 83,387.20 | 87,547.20 | 89,731.20 | 91,977.60 |
| | | | Monthly | 5,444.40 | 5,716.53 | 6,002.53 | 6,302.40 | 6,617.87 | 6,948.93 | 7,295.60 | 7,477.60 | 7,664.80 |
| | | | Hourly | 31.4100 | 32.9800 | 34.6300 | 36.3600 | 38.1800 | 40.0900 | 42.0900 | 43.1400 | 44.2200 |
| Construction Inspector | NE | C22 | Annual | 75,628.80 | 79,414.40 | 83,387.20 | 87,547.20 | 91,915.20 | 96,512.00 | 101,337.60 | 103,875.20 | 106,475.20 |
| | | | Monthly | 6,302.40 | 6,617.87 | 6,948.93 | 7,295.60 | 7,659.60 | 8,042.67 | 8,444.80 | 8,656.27 | 8,872.93 |
| | | | Hourly | 36.3600 | 38.1800 | 40.0900 | 42.0900 | 44.1900 | 46.4000 | 48.7200 | 49.9400 | 51.1900 |
| Construction Inspector Supervisor | PAM | C25 | Annual | 87,568.00 | 91,956.80 | 96,553.60 | 101,379.20 | 106,454.40 | 111,779.20 | 117,374.40 | 120,307.20 | 123,323.20 |
| | | | Monthly | 7,297.33 | 7,663.07 | 8,046.13 | 8,448.27 | 8,871.20 | 9,314.93 | 9,781.20 | 10,025.60 | 10,276.93 |
| | | | Hourly | 42.1000 | 44.2100 | 46.4200 | 48.7400 | 51.1800 | 53.7400 | 56.4300 | 57.8400 | 59.2900 |
| Crossing Guard Supervisor | NE | C07 | Annual | 38,209.60 | 40,123.20 | 42,120.00 | 44,220.80 | 46,425.60 | 48,755.20 | 51,188.80 | 52,478.40 | 53,788.80 |
| | | | Monthly | 3,184.13 | 3,343.60 | 3,510.00 | 3,685.07 | 3,868.80 | 4,062.93 | 4,265.73 | 4,373.20 | 4,482.40 |
| | | | Hourly | 18.3700 | 19.2900 | 20.2500 | 21.2600 | 22.3200 | 23.4400 | 24.6100 | 25.2300 | 25.8600 |
| Customer Service Manager | PAM | C26 | Annual | 91,936.00 | 96,532.80 | 101,358.40 | 106,433.60 | 111,758.40 | 117,353.60 | 123,219.20 | 126,297.60 | 129,459.20 |
| | | | Monthly | 7,661.33 | 8,044.40 | 8,446.53 | 8,869.47 | 9,313.20 | 9,779.47 | 10,268.27 | 10,524.80 | 10,788.27 |
| | | | Hourly | 44.2000 | 46.4100 | 48.7300 | 51.1700 | 53.7300 | 56.4200 | 59.2400 | 60.7200 | 62.2400 |
| Deputy City Clerk | NE | C17 | Annual | 59,280.00 | 62,254.40 | 65,374.40 | 68,640.00 | 72,072.00 | 75,670.40 | 79,456.00 | 81,452.80 | 83,491.20 |
| | | | Monthly | 4,940.00 | 5,187.87 | 5,447.87 | 5,720.00 | 6,006.00 | 6,305.87 | 6,621.33 | 6,787.73 | 6,957.60 |
| | | | Hourly | 28.5000 | 29.9300 | 31.4300 | 33.0000 | 34.6500 | 36.3800 | 38.2000 | 39.1600 | 40.1400 |
| Deputy City Manager | DMG | C30 | Annual | 111,758.40 | 117,353.60 | 123,219.20 | 129,376.00 | 135,844.80 | 142,646.40 | 149,780.80 | 153,524.80 | 157,372.80 |
| | | | Monthly | 9,313.20 | 9,779.47 | 10,268.27 | 10,781.33 | 11,320.40 | 11,887.20 | 12,481.73 | 12,793.73 | 13,114.40 |
| | | | Hourly | 53.7300 | 56.4200 | 59.2400 | 62.2000 | 65.3100 | 68.5800 | 72.0100 | 73.8100 | 75.6600 |
| Deputy Compliance Director | DMG | C35 | Annual | 153,046.40 | 160,700.80 | 168,729.60 | 177,174.40 | 186,035.20 | 195,332.80 | 205,108.80 | 210,246.40 | 215,508.80 |
| | | | Monthly | 12,753.87 | 13,391.73 | 14,060.80 | 14,764.53 | 15,502.93 | 16,277.73 | 17,092.40 | 17,520.53 | 17,959.07 |
| | | | Hourly | 73.5800 | 77.2600 | 81.1200 | 85.1800 | 89.4400 | 93.9100 | 98.6100 | 101.0800 | 103.6100 |
| Deputy Finance Director | DMG | C34 | Annual | 145,745.60 | 153,025.60 | 160,680.00 | 168,708.80 | 177,153.60 | 186,014.40 | 195,312.00 | 200,200.00 | 205,212.80 |
| | | | Monthly | 12,145.47 | 12,752.13 | 13,390.00 | 14,059.07 | 14,762.80 | 15,501.20 | 16,276.00 | 16,683.33 | 17,101.07 |
| | | | Hourly | 70.0700 | 73.5700 | 77.2500 | 81.1100 | 85.1700 | 89.4300 | 93.9000 | 96.2500 | 98.6600 |
| Economic Development Division Manager | DMG | C30 | Annual | 111,758.40 | 117,353.60 | 123,219.20 | 129,376.00 | 135,844.80 | 142,646.40 | 149,780.80 | 153,524.80 | 157,372.80 |
| | | | Monthly | 9,313.20 | 9,779.47 | 10,268.27 | 10,781.33 | 11,320.40 | 11,887.20 | 12,481.73 | 12,793.73 | 13,114.40 |
| | | | Hourly | 53.7300 | 56.4200 | 59.2400 | 62.2000 | 65.3100 | 68.5800 | 72.0100 | 73.8100 | 75.6600 |
| Electric Utility Assistant Manager | PAM | C34 | Annual | 145,745.60 | 153,025.60 | 160,680.00 | 168,708.80 | 177,153.60 | 186,014.40 | 195,312.00 | 200,200.00 | 205,212.80 |
| | | | Monthly | 12,145.47 | 12,752.13 | 13,390.00 | 14,059.07 | 14,762.80 | 15,501.20 | 16,276.00 | 16,683.33 | 17,101.07 |
| | | | Hourly | 70.0700 | 73.5700 | 77.2500 | 81.1100 | 85.1700 | 89.4300 | 93.9000 | 96.2500 | 98.6600 |
| Electric Utility Division Manager | DMG | C36 | Annual | 168,438.40 | 176,862.40 | 185,702.40 | 194,979.20 | 204,734.40 | 214,968.00 | 225,721.60 | 231,358.40 | 237,140.80 |
| | | | Monthly | 14,036.53 | 14,738.53 | 15,475.20 | 16,248.27 | 17,061.20 | 17,914.00 | 18,810.13 | 19,279.87 | 19,761.73 |
| | | | Hourly | 80.9800 | 85.0300 | 89.2800 | 93.7400 | 98.4300 | 103.3500 | 108.5200 | 111.2300 | 114.0100 |
| Electric Utility Program Coordinator | PAM | C27 | Annual | 96,532.80 | 101,358.40 | 106,433.60 | 111,758.40 | 117,353.60 | 123,219.20 | 129,376.00 | 132,620.80 | 135,928.00 |
| | | | Monthly | 8,044.40 | 8,446.53 | 8,869.47 | 9,313.20 | 9,779.47 | 10,268.27 | 10,781.33 | 11,051.73 | 11,327.33 |
| | | | Hourly | 46.4100 | 48.7300 | 51.1700 | 53.7300 | 56.4200 | 59.2400 | 62.2000 | 63.7600 | 65.3500 |

CITY OF MORENO VALLEY

SALARY SCALE - CAREER POSITIONS

EFFECTIVE 07/06/2024

EXHIBIT C

| TITLE | GRP | GRADE | | | | | | | | | | | |
|---|-----|-------|---------|------------|------------|------------|------------|------------|------------|------------|------------|------------|--|
| | | | | A | B | C | D | E | F | G | H | I | |
| | | | | 5.0% | 5.0% | 5.0% | 5.0% | 5.0% | 5.0% | 5.0% | 2.5% | 2.5% | |
| Emergency Management Coordinator | PAM | C22 | Annual | 75,628.80 | 79,414.40 | 83,387.20 | 87,547.20 | 91,915.20 | 96,512.00 | 101,337.60 | 103,875.20 | 106,475.20 | |
| | | | Monthly | 6,302.40 | 6,617.87 | 6,948.93 | 7,295.60 | 7,659.60 | 8,042.67 | 8,444.80 | 8,656.27 | 8,872.93 | |
| | | | Hourly | 36.3600 | 38.1800 | 40.0900 | 42.0900 | 44.1900 | 46.4000 | 48.7200 | 49.9400 | 51.1900 | |
| Emergency Management & Volunteer Services Program Manager | DMG | C30 | Annual | 111,758.40 | 117,353.60 | 123,219.20 | 129,376.00 | 135,844.80 | 142,646.40 | 149,780.80 | 153,524.80 | 157,372.80 | |
| | | | Monthly | 9,313.20 | 9,779.47 | 10,268.27 | 10,781.33 | 11,320.40 | 11,887.20 | 12,481.73 | 12,793.73 | 13,114.40 | |
| | | | Hourly | 53.7300 | 56.4200 | 59.2400 | 62.2000 | 65.3100 | 68.5800 | 72.0100 | 73.8100 | 75.6600 | |
| Engineering Division Manager/Assistant City Engineer | DMG | C34 | Annual | 145,745.60 | 153,025.60 | 160,680.00 | 168,708.80 | 177,153.60 | 186,014.40 | 195,312.00 | 200,200.00 | 205,212.80 | |
| | | | Monthly | 12,145.47 | 12,752.13 | 13,390.00 | 14,059.07 | 14,762.80 | 15,501.20 | 16,276.00 | 16,683.33 | 17,101.07 | |
| | | | Hourly | 70.0700 | 73.5700 | 77.2500 | 81.1100 | 85.1700 | 89.4300 | 93.9000 | 96.2500 | 98.6600 | |
| Enterprise Systems Administrator | PAM | C31 | Annual | 117,332.80 | 123,198.40 | 129,355.20 | 135,824.00 | 142,625.60 | 149,760.00 | 157,248.00 | 161,179.20 | 165,214.40 | |
| | | | Monthly | 9,777.73 | 10,266.53 | 10,779.60 | 11,318.67 | 11,885.47 | 12,480.00 | 13,104.00 | 13,431.60 | 13,767.87 | |
| | | | Hourly | 56.4100 | 59.2300 | 62.1900 | 65.3000 | 68.5700 | 72.0000 | 75.6000 | 77.4900 | 79.4300 | |
| Equipment Operator | NE | C17 | Annual | 59,280.00 | 62,254.40 | 65,374.40 | 68,640.00 | 72,072.00 | 75,670.40 | 79,456.00 | 81,452.80 | 83,491.20 | |
| | | | Monthly | 4,940.00 | 5,187.87 | 5,447.87 | 5,720.00 | 6,006.00 | 6,305.87 | 6,621.33 | 6,787.73 | 6,957.60 | |
| | | | Hourly | 28.5000 | 29.9300 | 31.4300 | 33.0000 | 34.6500 | 36.3800 | 38.2000 | 39.1600 | 40.1400 | |
| Executive Assistant I | NE | C19 | Annual | 65,332.80 | 68,598.40 | 72,030.40 | 75,628.80 | 79,414.40 | 83,387.20 | 87,547.20 | 89,731.20 | 91,977.60 | |
| | | | Monthly | 5,444.40 | 5,716.53 | 6,002.53 | 6,302.40 | 6,617.87 | 6,948.93 | 7,295.60 | 7,477.60 | 7,664.80 | |
| | | | Hourly | 31.4100 | 32.9800 | 34.6300 | 36.3600 | 38.1800 | 40.0900 | 42.0900 | 43.1400 | 44.2200 | |
| Executive Assistant to Mayor/City Council | DMG | C30 | Annual | 111,758.40 | 117,353.60 | 123,219.20 | 129,376.00 | 135,844.80 | 142,646.40 | 149,780.80 | 153,524.80 | 157,372.80 | |
| | | | Monthly | 9,313.20 | 9,779.47 | 10,268.27 | 10,781.33 | 11,320.40 | 11,887.20 | 12,481.73 | 12,793.73 | 13,114.40 | |
| | | | Hourly | 53.7300 | 56.4200 | 59.2400 | 62.2000 | 65.3100 | 68.5800 | 72.0100 | 73.8100 | 75.6600 | |
| Facilities Maintenance Mechanic | NE | C15 | Annual | 53,768.00 | 56,451.20 | 59,280.00 | 62,254.40 | 65,374.40 | 68,640.00 | 72,072.00 | 73,881.60 | 75,732.80 | |
| | | | Monthly | 4,480.67 | 4,704.27 | 4,940.00 | 5,187.87 | 5,447.87 | 5,720.00 | 6,006.00 | 6,156.80 | 6,311.07 | |
| | | | Hourly | 25.8500 | 27.1400 | 28.5000 | 29.9300 | 31.4300 | 33.0000 | 34.6500 | 35.5200 | 36.4100 | |
| Facilities Maintenance Worker | NE | C13 | Annual | 48,755.20 | 51,188.80 | 53,747.20 | 56,430.40 | 59,259.20 | 62,212.80 | 65,332.80 | 66,976.00 | 68,660.80 | |
| | | | Monthly | 4,062.93 | 4,265.73 | 4,478.93 | 4,702.53 | 4,938.27 | 5,184.40 | 5,444.40 | 5,581.33 | 5,721.73 | |
| | | | Hourly | 23.4400 | 24.6100 | 25.8400 | 27.1300 | 28.4900 | 29.9100 | 31.4100 | 32.2000 | 33.0100 | |
| Financial Operations Division Manager | DMG | C33 | Annual | 135,574.40 | 142,355.20 | 149,468.80 | 156,936.00 | 164,777.60 | 173,014.40 | 181,667.20 | 186,201.60 | 190,860.80 | |
| | | | Monthly | 11,297.87 | 11,862.93 | 12,455.73 | 13,078.00 | 13,731.47 | 14,417.87 | 15,138.93 | 15,516.80 | 15,905.07 | |
| | | | Hourly | 65.1800 | 68.4400 | 71.8600 | 75.4500 | 79.2200 | 83.1800 | 87.3400 | 89.5200 | 91.7600 | |
| Financial Resources Division Manager | DMG | C33 | Annual | 135,574.40 | 142,355.20 | 149,468.80 | 156,936.00 | 164,777.60 | 173,014.40 | 181,667.20 | 186,201.60 | 190,860.80 | |
| | | | Monthly | 11,297.87 | 11,862.93 | 12,455.73 | 13,078.00 | 13,731.47 | 14,417.87 | 15,138.93 | 15,516.80 | 15,905.07 | |
| | | | Hourly | 65.1800 | 68.4400 | 71.8600 | 75.4500 | 79.2200 | 83.1800 | 87.3400 | 89.5200 | 91.7600 | |
| Fleet & Facilities Division Manager | DMG | C31 | Annual | 117,332.80 | 123,198.40 | 129,355.20 | 135,824.00 | 142,625.60 | 149,760.00 | 157,248.00 | 161,179.20 | 165,214.40 | |
| | | | Monthly | 9,777.73 | 10,266.53 | 10,779.60 | 11,318.67 | 11,885.47 | 12,480.00 | 13,104.00 | 13,431.60 | 13,767.87 | |
| | | | Hourly | 56.4100 | 59.2300 | 62.1900 | 65.3000 | 68.5700 | 72.0000 | 75.6000 | 77.4900 | 79.4300 | |
| Fleet & Facilities Maintenance Supervisor | PAM | C27 | Annual | 96,532.80 | 101,358.40 | 106,433.60 | 111,758.40 | 117,353.60 | 123,219.20 | 129,376.00 | 132,620.80 | 135,928.00 | |
| | | | Monthly | 8,044.40 | 8,446.53 | 8,869.47 | 9,313.20 | 9,779.47 | 10,268.27 | 10,781.33 | 11,051.73 | 11,327.33 | |
| | | | Hourly | 46.4100 | 48.7300 | 51.1700 | 53.7300 | 56.4200 | 59.2400 | 62.2000 | 63.7600 | 65.3500 | |
| GIS Administrator | PAM | C29 | Annual | 106,412.80 | 111,737.60 | 117,332.80 | 123,198.40 | 129,355.20 | 135,824.00 | 142,625.60 | 146,182.40 | 149,843.20 | |
| | | | Monthly | 8,867.73 | 9,311.47 | 9,777.73 | 10,266.53 | 10,779.60 | 11,318.67 | 11,885.47 | 12,181.87 | 12,486.93 | |
| | | | Hourly | 51.1600 | 53.7200 | 56.4100 | 59.2300 | 62.1900 | 65.3000 | 68.5700 | 70.2800 | 72.0400 | |

CITY OF MORENO VALLEY

SALARY SCALE - CAREER POSITIONS

EFFECTIVE 07/06/2024

EXHIBIT C

| TITLE | GRP | GRADE | | | | | | | | | | |
|---|-----|-------|-----------------------------|------------------------------------|------------------------------------|------------------------------------|------------------------------------|------------------------------------|------------------------------------|------------------------------------|------------------------------------|------------------------------------|
| | | | | A | B | C | D | E | F | G | H | I |
| | | | | 5.0% | 5.0% | 5.0% | 5.0% | 5.0% | 5.0% | 5.0% | 2.5% | 2.5% |
| GIS Applications Analyst | PAM | C25 | Annual Monthly Hourly | 87,568.00 7,297.33 42.1000 | 91,956.80 7,663.07 44.2100 | 96,553.60 8,046.13 46.4200 | 101,379.20 8,448.27 51.1800 | 106,454.40 8,871.20 51.1800 | 111,779.20 9,314.93 53.7400 | 117,374.40 9,781.20 56.4300 | 120,307.20 10,025.60 57.8400 | 123,323.20 10,276.93 59.2900 |
| Grants Division Manager | DMG | C33 | Annual Monthly Hourly | 135,574.40 11,297.87 65.1800 | 142,355.20 11,862.93 68.4400 | 149,468.80 12,455.73 71.8600 | 156,936.00 13,078.00 75.4500 | 164,777.60 13,731.47 79.2200 | 173,014.40 14,417.87 83.1800 | 181,667.20 15,138.93 87.3400 | 186,201.60 15,516.80 89.5200 | 190,860.80 15,905.07 91.7600 |
| Human Resources Analyst | PAM | C24 | Annual Monthly Hourly | 83,387.20 6,948.93 40.0900 | 87,547.20 7,295.60 42.0900 | 91,915.20 7,659.60 44.1900 | 96,512.00 8,042.67 46.4000 | 101,337.60 8,444.80 48.7200 | 106,412.80 8,867.73 51.1600 | 111,737.60 9,311.47 53.7200 | 114,524.80 9,543.73 55.0600 | 117,395.20 9,782.93 56.4400 |
| Human Resources Division Manager | DMG | C34 | Annual Monthly Hourly | 145,745.60 12,145.47 70.0700 | 153,025.60 12,752.13 73.5700 | 160,680.00 13,390.00 77.2500 | 168,708.80 14,059.07 81.1100 | 177,153.60 14,762.80 85.1700 | 186,014.40 15,501.20 89.4300 | 195,312.00 16,276.00 93.9000 | 200,200.00 16,683.33 96.2500 | 205,212.80 17,101.07 98.6600 |
| Human Resources Technician | NE | C22 | Annual Monthly Hourly | 75,628.80 6,302.40 36.3600 | 79,414.40 6,617.87 38.1800 | 83,387.20 6,948.93 40.0900 | 87,547.20 7,295.60 42.0900 | 91,915.20 7,659.60 44.1900 | 96,512.00 8,042.67 46.4000 | 101,337.60 8,444.80 48.7200 | 103,875.20 8,656.27 49.9400 | 106,475.20 8,872.93 51.1900 |
| Information Technology Technician | NE | C20 | Annual Monthly Hourly | 68,598.40 5,716.53 32.9800 | 72,030.40 6,002.53 34.6300 | 75,628.80 6,302.40 36.3600 | 79,414.40 6,617.87 38.1800 | 83,387.20 6,948.93 40.0900 | 87,547.20 7,295.60 42.0900 | 91,915.20 7,659.60 44.1900 | 94,203.20 7,850.27 45.2900 | 96,553.60 8,046.13 46.4200 |
| Landscape Services Inspector | NE | C18 | Annual Monthly Hourly | 62,233.60 5,186.13 29.9200 | 65,353.60 5,446.13 31.4200 | 68,619.20 5,718.27 32.9900 | 72,051.20 6,004.27 34.6400 | 75,649.60 6,304.13 36.3700 | 79,435.20 6,619.60 38.1900 | 83,408.00 6,950.67 40.1000 | 85,488.00 7,124.00 41.1000 | 87,630.40 7,302.53 42.1300 |
| Lead Facilities Maintenance Worker | NE | C18 | Annual Monthly Hourly | 62,233.60 5,186.13 29.9200 | 65,353.60 5,446.13 31.4200 | 68,619.20 5,718.27 32.9900 | 72,051.20 6,004.27 34.6400 | 75,649.60 6,304.13 36.3700 | 79,435.20 6,619.60 38.1900 | 83,408.00 6,950.67 40.1000 | 85,488.00 7,124.00 41.1000 | 87,630.40 7,302.53 42.1300 |
| Lead Maintenance Worker | NE | C19 | Annual Monthly Hourly | 65,332.80 5,444.40 31.4100 | 68,598.40 5,716.53 32.9800 | 72,030.40 6,002.53 34.6300 | 75,628.80 6,302.40 36.3600 | 79,414.40 6,617.87 38.1800 | 83,387.20 6,948.93 40.0900 | 87,547.20 7,295.60 42.0900 | 89,731.20 7,477.60 43.1400 | 91,977.60 7,664.80 44.2200 |
| Lead Parks Maintenance Worker | NE | C15 | Annual Monthly Hourly | 53,768.00 4,480.67 25.8500 | 56,451.20 4,704.27 27.1400 | 59,280.00 4,940.00 28.5000 | 62,254.40 5,187.87 29.9300 | 65,374.40 5,447.87 31.4300 | 68,640.00 5,720.00 33.0000 | 72,072.00 6,006.00 34.6500 | 73,881.60 6,156.80 35.5200 | 75,732.80 6,311.07 36.4100 |
| Lead Traffic Sign/Marking Technician | NE | C18 | Annual Monthly Hourly | 62,233.60 5,186.13 29.9200 | 65,353.60 5,446.13 31.4200 | 68,619.20 5,718.27 32.9900 | 72,051.20 6,004.27 34.6400 | 75,649.60 6,304.13 36.3700 | 79,435.20 6,619.60 38.1900 | 83,408.00 6,950.67 40.1000 | 85,488.00 7,124.00 41.1000 | 87,630.40 7,302.53 42.1300 |
| Lead Vehicle/Equipment Technician | NE | C19 | Annual Monthly Hourly | 65,332.80 5,444.40 31.4100 | 68,598.40 5,716.53 32.9800 | 72,030.40 6,002.53 34.6300 | 75,628.80 6,302.40 36.3600 | 79,414.40 6,617.87 38.1800 | 83,387.20 6,948.93 40.0900 | 87,547.20 7,295.60 42.0900 | 89,731.20 7,477.60 43.1400 | 91,977.60 7,664.80 44.2200 |
| Maintenance & Operations Division Manager | DMG | C31 | Annual Monthly Hourly | 117,332.80 9,777.73 56.4100 | 123,198.40 10,266.53 59.2300 | 129,355.20 10,779.60 62.1900 | 135,824.00 11,318.67 65.3000 | 142,625.60 11,885.47 68.5700 | 149,760.00 12,480.00 72.0000 | 157,248.00 13,104.00 75.6000 | 161,179.20 13,431.60 77.4900 | 165,214.40 13,767.87 79.4300 |
| Maintenance Worker I | NE | C12 | Annual Monthly Hourly | 46,446.40 3,870.53 22.3300 | 48,776.00 4,064.67 23.4500 | 51,209.60 4,267.47 24.6200 | 53,768.00 4,480.67 25.8500 | 56,451.20 4,704.27 27.1400 | 59,280.00 4,940.00 28.5000 | 62,254.40 5,187.87 29.9300 | 63,814.40 5,317.87 30.6800 | 65,416.00 5,451.33 31.4500 |

CITY OF MORENO VALLEY

SALARY SCALE - CAREER POSITIONS

EFFECTIVE 07/06/2024

EXHIBIT C

| TITLE | GRP | GRADE | | | | | | | | | | | |
|---|-----|-------|---------|------------|------------|------------|------------|------------|------------|------------|------------|------------|--|
| | | | | A | B | C | D | E | F | G | H | I | |
| | | | | 5.0% | 5.0% | 5.0% | 5.0% | 5.0% | 5.0% | 5.0% | 2.5% | 2.5% | |
| Maintenance Worker II | NE | C15 | Annual | 53,768.00 | 56,451.20 | 59,280.00 | 62,254.40 | 65,374.40 | 68,640.00 | 72,072.00 | 73,881.60 | 75,732.80 | |
| | | | Monthly | 4,480.67 | 4,704.27 | 4,940.00 | 5,187.87 | 5,447.87 | 5,720.00 | 6,006.00 | 6,156.80 | 6,311.07 | |
| | | | Hourly | 25.8500 | 27.1400 | 28.5000 | 29.9300 | 31.4300 | 33.0000 | 34.6500 | 35.5200 | 36.4100 | |
| Maintenance Worker/Work Release Coordinator | NE | C16 | Annual | 56,451.20 | 59,280.00 | 62,254.40 | 65,374.40 | 68,640.00 | 72,072.00 | 75,670.40 | 77,563.20 | 79,497.60 | |
| | | | Monthly | 4,704.27 | 4,940.00 | 5,187.87 | 5,447.87 | 5,720.00 | 6,006.00 | 6,305.87 | 6,463.60 | 6,624.80 | |
| | | | Hourly | 27.1400 | 28.5000 | 29.9300 | 31.4300 | 33.0000 | 34.6500 | 36.3800 | 37.2900 | 38.2200 | |
| Management Aide | NE | C18 | Annual | 62,233.60 | 65,353.60 | 68,619.20 | 72,051.20 | 75,649.60 | 79,435.20 | 83,408.00 | 85,488.00 | 87,630.40 | |
| | | | Monthly | 5,186.13 | 5,446.13 | 5,718.27 | 6,004.27 | 6,304.13 | 6,619.60 | 6,950.67 | 7,124.00 | 7,302.53 | |
| | | | Hourly | 29.9200 | 31.4200 | 32.9900 | 34.6400 | 36.3700 | 38.1900 | 40.1000 | 41.1000 | 42.1300 | |
| Management Analyst | PAM | C24 | Annual | 83,387.20 | 87,547.20 | 91,915.20 | 96,512.00 | 101,337.60 | 106,412.80 | 111,737.60 | 114,524.80 | 117,395.20 | |
| | | | Monthly | 6,948.93 | 7,295.60 | 7,659.60 | 8,042.67 | 8,444.80 | 8,867.73 | 9,311.47 | 9,543.73 | 9,782.93 | |
| | | | Hourly | 40.0900 | 42.0900 | 44.1900 | 46.4000 | 48.7200 | 51.1600 | 53.7200 | 55.0600 | 56.4400 | |
| Management Assistant | PAM | C22 | Annual | 75,628.80 | 79,414.40 | 83,387.20 | 87,547.20 | 91,915.20 | 96,512.00 | 101,337.60 | 103,875.20 | 106,475.20 | |
| | | | Monthly | 6,302.40 | 6,617.87 | 6,948.93 | 7,295.60 | 7,659.60 | 8,042.67 | 8,444.80 | 8,656.27 | 8,872.93 | |
| | | | Hourly | 36.3600 | 38.1800 | 40.0900 | 42.0900 | 44.1900 | 46.4000 | 48.7200 | 49.9400 | 51.1900 | |
| Media & Communications Division Manager | DMG | C33 | Annual | 135,574.40 | 142,355.20 | 149,468.80 | 156,936.00 | 164,777.60 | 173,014.40 | 181,667.20 | 186,201.60 | 190,860.80 | |
| | | | Monthly | 11,297.87 | 11,862.93 | 12,455.73 | 13,078.00 | 13,731.47 | 14,417.87 | 15,138.93 | 15,516.80 | 15,905.07 | |
| | | | Hourly | 65.1800 | 68.4400 | 71.8600 | 75.4500 | 79.2200 | 83.1800 | 87.3400 | 89.5200 | 91.7600 | |
| Network Administrator | PAM | C31 | Annual | 117,332.80 | 123,198.40 | 129,355.20 | 135,824.00 | 142,625.60 | 149,760.00 | 157,248.00 | 161,179.20 | 165,214.40 | |
| | | | Monthly | 9,777.73 | 10,266.53 | 10,779.60 | 11,318.67 | 11,885.47 | 12,480.00 | 13,104.00 | 13,431.60 | 13,767.87 | |
| | | | Hourly | 56.4100 | 59.2300 | 62.1900 | 65.3000 | 68.5700 | 72.0000 | 75.6000 | 77.4900 | 79.4300 | |
| Network & Systems Specialist | PAM | C24 | Annual | 83,387.20 | 87,547.20 | 91,915.20 | 96,512.00 | 101,337.60 | 106,412.80 | 111,737.60 | 114,524.80 | 117,395.20 | |
| | | | Monthly | 6,948.93 | 7,295.60 | 7,659.60 | 8,042.67 | 8,444.80 | 8,867.73 | 9,311.47 | 9,543.73 | 9,782.93 | |
| | | | Hourly | 40.0900 | 42.0900 | 44.1900 | 46.4000 | 48.7200 | 51.1600 | 53.7200 | 55.0600 | 56.4400 | |
| Paralegal | NE | C20 | Annual | 68,598.40 | 72,030.40 | 75,628.80 | 79,414.40 | 83,387.20 | 87,547.20 | 91,915.20 | 94,203.20 | 96,553.60 | |
| | | | Monthly | 5,716.53 | 6,002.53 | 6,302.40 | 6,617.87 | 6,948.93 | 7,295.60 | 7,659.60 | 7,850.27 | 8,046.13 | |
| | | | Hourly | 32.9800 | 34.6300 | 36.3600 | 38.1800 | 40.0900 | 42.0900 | 44.1900 | 45.2900 | 46.4200 | |
| Park Ranger | NE | C16 | Annual | 56,451.20 | 59,280.00 | 62,254.40 | 65,374.40 | 68,640.00 | 72,072.00 | 75,670.40 | 77,563.20 | 79,497.60 | |
| | | | Monthly | 4,704.27 | 4,940.00 | 5,187.87 | 5,447.87 | 5,720.00 | 6,006.00 | 6,305.87 | 6,463.60 | 6,624.80 | |
| | | | Hourly | 27.1400 | 28.5000 | 29.9300 | 31.4300 | 33.0000 | 34.6500 | 36.3800 | 37.2900 | 38.2200 | |
| Parking Control Officer | NE | C12 | Annual | 46,446.40 | 48,776.00 | 51,209.60 | 53,768.00 | 56,451.20 | 59,280.00 | 62,254.40 | 63,814.40 | 65,416.00 | |
| | | | Monthly | 3,870.53 | 4,064.67 | 4,267.47 | 4,480.67 | 4,704.27 | 4,940.00 | 5,187.87 | 5,317.87 | 5,451.33 | |
| | | | Hourly | 22.3300 | 23.4500 | 24.6200 | 25.8500 | 27.1400 | 28.5000 | 29.9300 | 30.6800 | 31.4500 | |
| Parks & Community Services Administration & Financial Services Division Manager | DMG | C30 | Annual | 111,758.40 | 117,353.60 | 123,219.20 | 129,376.00 | 135,844.80 | 142,646.40 | 149,780.80 | 153,524.80 | 157,372.80 | |
| | | | Monthly | 9,313.20 | 9,779.47 | 10,268.27 | 10,781.33 | 11,320.40 | 11,887.20 | 12,481.73 | 12,793.73 | 13,114.40 | |
| | | | Hourly | 53.7300 | 56.4200 | 59.2400 | 62.2000 | 65.3100 | 68.5800 | 72.0100 | 73.8100 | 75.6600 | |
| Parks & Landscape Services Division Manager | DMG | C31 | Annual | 117,332.80 | 123,198.40 | 129,355.20 | 135,824.00 | 142,625.60 | 149,760.00 | 157,248.00 | 161,179.20 | 165,214.40 | |
| | | | Monthly | 9,777.73 | 10,266.53 | 10,779.60 | 11,318.67 | 11,885.47 | 12,480.00 | 13,104.00 | 13,431.60 | 13,767.87 | |
| | | | Hourly | 56.4100 | 59.2300 | 62.1900 | 65.3000 | 68.5700 | 72.0000 | 75.6000 | 77.4900 | 79.4300 | |
| Parks Maintenance Supervisor | PAM | C25 | Annual | 87,568.00 | 91,956.80 | 96,553.60 | 101,379.20 | 106,454.40 | 111,779.20 | 117,374.40 | 120,307.20 | 123,323.20 | |
| | | | Monthly | 7,297.33 | 7,663.07 | 8,046.13 | 8,448.27 | 8,871.20 | 9,314.93 | 9,781.20 | 10,025.60 | 10,276.93 | |
| | | | Hourly | 42.1000 | 44.2100 | 46.4200 | 48.7400 | 51.1800 | 53.7400 | 56.4300 | 57.8400 | 59.2900 | |

CITY OF MORENO VALLEY

SALARY SCALE - CAREER POSITIONS

EFFECTIVE 07/06/2024

EXHIBIT C

| TITLE | GRP | GRADE | | | | | | | | | | |
|--|-----|-------|---------|------------|------------|------------|------------|------------|------------|------------|------------|------------|
| | | | | A | B | C | D | E | F | G | H | I |
| | | | | 5.0% | 5.0% | 5.0% | 5.0% | 5.0% | 5.0% | 5.0% | 2.5% | 2.5% |
| Parks Maintenance Worker | NE | C12 | Annual | 46,446.40 | 48,776.00 | 51,209.60 | 53,768.00 | 56,451.20 | 59,280.00 | 62,254.40 | 63,814.40 | 65,416.00 |
| | | | Monthly | 3,870.53 | 4,064.67 | 4,267.47 | 4,480.67 | 4,704.27 | 4,940.00 | 5,187.87 | 5,317.87 | 5,451.33 |
| | | | Hourly | 22.3300 | 23.4500 | 24.6200 | 25.8500 | 27.1400 | 28.5000 | 29.9300 | 30.6800 | 31.4500 |
| Parks Project Manager | PAM | C25 | Annual | 87,568.00 | 91,956.80 | 96,553.60 | 101,379.20 | 106,454.40 | 111,779.20 | 117,374.40 | 120,307.20 | 123,323.20 |
| | | | Monthly | 7,297.33 | 7,663.07 | 8,046.13 | 8,448.27 | 8,871.20 | 9,314.93 | 9,781.20 | 10,025.60 | 10,276.93 |
| | | | Hourly | 42.1000 | 44.2100 | 46.4200 | 48.7400 | 51.1800 | 53.7400 | 56.4300 | 57.8400 | 59.2900 |
| Payroll Division Manager | DMG | C32 | Annual | 126,131.20 | 132,433.60 | 139,048.00 | 145,995.20 | 153,296.00 | 160,971.20 | 169,020.80 | 173,243.20 | 177,569.60 |
| | | | Monthly | 10,510.93 | 11,036.13 | 11,587.33 | 12,166.27 | 12,774.67 | 13,414.27 | 14,085.07 | 14,436.93 | 14,797.47 |
| | | | Hourly | 60.6400 | 63.6700 | 66.8500 | 70.1900 | 73.7000 | 77.3900 | 81.2600 | 83.2900 | 85.3700 |
| Permit Technician | NE | C18 | Annual | 62,233.60 | 65,353.60 | 68,619.20 | 72,051.20 | 75,649.60 | 79,435.20 | 83,408.00 | 85,488.00 | 87,630.40 |
| | | | Monthly | 5,186.13 | 5,446.13 | 5,718.27 | 6,004.27 | 6,304.13 | 6,619.60 | 6,950.67 | 7,124.00 | 7,302.53 |
| | | | Hourly | 29.9200 | 31.4200 | 32.9900 | 34.6400 | 36.3700 | 38.1900 | 40.1000 | 41.1000 | 42.1300 |
| Planning Division Manager/Official | DMG | C34 | Annual | 145,745.60 | 153,025.60 | 160,680.00 | 168,708.80 | 177,153.60 | 186,014.40 | 195,312.00 | 200,200.00 | 205,212.80 |
| | | | Monthly | 12,145.47 | 12,752.13 | 13,390.00 | 14,059.07 | 14,762.80 | 15,501.20 | 16,276.00 | 16,683.33 | 17,101.07 |
| | | | Hourly | 70.0700 | 73.5700 | 77.2500 | 81.1100 | 85.1700 | 89.4300 | 93.9000 | 96.2500 | 98.6600 |
| Power Supply Manager | PAM | C32 | Annual | 126,131.20 | 132,433.60 | 139,048.00 | 145,995.20 | 153,296.00 | 160,971.20 | 169,020.80 | 173,243.20 | 177,569.60 |
| | | | Monthly | 10,510.93 | 11,036.13 | 11,587.33 | 12,166.27 | 12,774.67 | 13,414.27 | 14,085.07 | 14,436.93 | 14,797.47 |
| | | | Hourly | 60.6400 | 63.6700 | 66.8500 | 70.1900 | 73.7000 | 77.3900 | 81.2600 | 83.2900 | 85.3700 |
| Principal Accountant | PAM | C28 | Annual | 101,358.40 | 106,433.60 | 111,758.40 | 117,353.60 | 123,219.20 | 129,376.00 | 135,844.80 | 139,235.20 | 142,708.80 |
| | | | Monthly | 8,446.53 | 8,869.47 | 9,313.20 | 9,779.47 | 10,268.27 | 10,781.33 | 11,320.40 | 11,602.93 | 11,892.40 |
| | | | Hourly | 48.7300 | 51.1700 | 53.7300 | 56.4200 | 59.2400 | 62.2000 | 65.3100 | 66.9400 | 68.6100 |
| Principal Engineer | DMG | C33 | Annual | 135,574.40 | 142,355.20 | 149,468.80 | 156,936.00 | 164,777.60 | 173,014.40 | 181,667.20 | 186,201.60 | 190,860.80 |
| | | | Monthly | 11,297.87 | 11,862.93 | 12,455.73 | 13,078.00 | 13,731.47 | 14,417.87 | 15,138.93 | 15,516.80 | 15,905.07 |
| | | | Hourly | 65.1800 | 68.4400 | 71.8600 | 75.4500 | 79.2200 | 83.1800 | 87.3400 | 89.5200 | 91.7600 |
| Principal Engineer/City Traffic Engineer | DMG | C33 | Annual | 135,574.40 | 142,355.20 | 149,468.80 | 156,936.00 | 164,777.60 | 173,014.40 | 181,667.20 | 186,201.60 | 190,860.80 |
| | | | Monthly | 11,297.87 | 11,862.93 | 12,455.73 | 13,078.00 | 13,731.47 | 14,417.87 | 15,138.93 | 15,516.80 | 15,905.07 |
| | | | Hourly | 65.1800 | 68.4400 | 71.8600 | 75.4500 | 79.2200 | 83.1800 | 87.3400 | 89.5200 | 91.7600 |
| Principal Planner | PAM | C33 | Annual | 135,574.40 | 142,355.20 | 149,468.80 | 156,936.00 | 164,777.60 | 173,014.40 | 181,667.20 | 186,201.60 | 190,860.80 |
| | | | Monthly | 11,297.87 | 11,862.93 | 12,455.73 | 13,078.00 | 13,731.47 | 14,417.87 | 15,138.93 | 15,516.80 | 15,905.07 |
| | | | Hourly | 65.1800 | 68.4400 | 71.8600 | 75.4500 | 79.2200 | 83.1800 | 87.3400 | 89.5200 | 91.7600 |
| Program Analyst | PAM | C24 | Annual | 83,387.20 | 87,547.20 | 91,915.20 | 96,512.00 | 101,337.60 | 106,412.80 | 111,737.60 | 114,524.80 | 117,395.20 |
| | | | Monthly | 6,948.93 | 7,295.60 | 7,659.60 | 8,042.67 | 8,444.80 | 8,867.73 | 9,311.47 | 9,543.73 | 9,782.93 |
| | | | Hourly | 40.0900 | 42.0900 | 44.1900 | 46.4000 | 48.7200 | 51.1600 | 53.7200 | 55.0600 | 56.4400 |
| Public Information/Intergovernmental Relations Officer | PAM | C28 | Annual | 101,358.40 | 106,433.60 | 111,758.40 | 117,353.60 | 123,219.20 | 129,376.00 | 135,844.80 | 139,235.20 | 142,708.80 |
| | | | Monthly | 8,446.53 | 8,869.47 | 9,313.20 | 9,779.47 | 10,268.27 | 10,781.33 | 11,320.40 | 11,602.93 | 11,892.40 |
| | | | Hourly | 48.7300 | 51.1700 | 53.7300 | 56.4200 | 59.2400 | 62.2000 | 65.3100 | 66.9400 | 68.6100 |
| Public Safety Contracts Administrator | DMG | C30 | Annual | 111,758.40 | 117,353.60 | 123,219.20 | 129,376.00 | 135,844.80 | 142,646.40 | 149,780.80 | 153,524.80 | 157,372.80 |
| | | | Monthly | 9,313.20 | 9,779.47 | 10,268.27 | 10,781.33 | 11,320.40 | 11,887.20 | 12,481.73 | 12,793.73 | 13,114.40 |
| | | | Hourly | 53.7300 | 56.4200 | 59.2400 | 62.2000 | 65.3100 | 68.5800 | 72.0100 | 73.8100 | 75.6600 |
| Purchasing Division Manager | DMG | C32 | Annual | 126,131.20 | 132,433.60 | 139,048.00 | 145,995.20 | 153,296.00 | 160,971.20 | 169,020.80 | 173,243.20 | 177,569.60 |
| | | | Monthly | 10,510.93 | 11,036.13 | 11,587.33 | 12,166.27 | 12,774.67 | 13,414.27 | 14,085.07 | 14,436.93 | 14,797.47 |
| | | | Hourly | 60.6400 | 63.6700 | 66.8500 | 70.1900 | 73.7000 | 77.3900 | 81.2600 | 83.2900 | 85.3700 |

CITY OF MORENO VALLEY

SALARY SCALE - CAREER POSITIONS

EFFECTIVE 07/06/2024

EXHIBIT C

| TITLE | GRP | GRADE | | | | | | | | | | |
|--------------------------------------|-----|-------|---------|------------|------------|------------|------------|------------|------------|------------|------------|------------|
| | | | | A | B | C | D | E | F | G | H | I |
| | | | | 5.0% | | 5.0% | 5.0% | 5.0% | 5.0% | 5.0% | 2.5% | 2.5% |
| Recycling Specialist | NE | C16 | Annual | 56,451.20 | 59,280.00 | 62,254.40 | 65,374.40 | 68,640.00 | 72,072.00 | 75,670.40 | 77,563.20 | 79,497.60 |
| | | | Monthly | 4,704.27 | 4,940.00 | 5,187.87 | 5,447.87 | 5,720.00 | 6,006.00 | 6,305.87 | 6,463.60 | 6,624.80 |
| | | | Hourly | 27.1400 | 28.5000 | 29.9300 | 31.4300 | 33.0000 | 34.6500 | 36.3800 | 37.2900 | 38.2200 |
| Registered Veterinary Technician | NE | C16 | Annual | 56,451.20 | 59,280.00 | 62,254.40 | 65,374.40 | 68,640.00 | 72,072.00 | 75,670.40 | 77,563.20 | 79,497.60 |
| | | | Monthly | 4,704.27 | 4,940.00 | 5,187.87 | 5,447.87 | 5,720.00 | 6,006.00 | 6,305.87 | 6,463.60 | 6,624.80 |
| | | | Hourly | 27.1400 | 28.5000 | 29.9300 | 31.4300 | 33.0000 | 34.6500 | 36.3800 | 37.2900 | 38.2200 |
| Security Guard | NE | C08 | Annual | 38,209.60 | 40,123.20 | 42,120.00 | 44,220.80 | 46,425.60 | 48,755.20 | 51,188.80 | 52,478.40 | 53,788.80 |
| | | | Monthly | 3,184.13 | 3,343.60 | 3,510.00 | 3,685.07 | 3,868.80 | 4,062.93 | 4,265.73 | 4,373.20 | 4,482.40 |
| | | | Hourly | 18.3700 | 19.2900 | 20.2500 | 21.2600 | 22.3200 | 23.4400 | 24.6100 | 25.2300 | 25.8600 |
| Senior Accountant | PAM | C25 | Annual | 87,568.00 | 91,956.80 | 96,553.60 | 101,379.20 | 106,454.40 | 111,779.20 | 117,374.40 | 120,307.20 | 123,323.20 |
| | | | Monthly | 7,297.33 | 7,663.07 | 8,046.13 | 8,448.27 | 8,871.20 | 9,314.93 | 9,781.20 | 10,025.60 | 10,276.93 |
| | | | Hourly | 42.1000 | 44.2100 | 46.4200 | 48.7400 | 51.1800 | 53.7400 | 56.4300 | 57.8400 | 59.2900 |
| Senior Administrative Assistant | NE | C17 | Annual | 59,280.00 | 62,254.40 | 65,374.40 | 68,640.00 | 72,072.00 | 75,670.40 | 79,456.00 | 81,452.80 | 83,491.20 |
| | | | Monthly | 4,940.00 | 5,187.87 | 5,447.87 | 5,720.00 | 6,006.00 | 6,305.87 | 6,621.33 | 6,787.73 | 6,957.60 |
| | | | Hourly | 28.5000 | 29.9300 | 31.4300 | 33.0000 | 34.6500 | 36.3800 | 38.2000 | 39.1600 | 40.1400 |
| Senior Applications Analyst | PAM | C27 | Annual | 96,532.80 | 101,358.40 | 106,433.60 | 111,758.40 | 117,353.60 | 123,219.20 | 129,376.00 | 132,620.80 | 135,928.00 |
| | | | Monthly | 8,044.40 | 8,446.53 | 8,869.47 | 9,313.20 | 9,779.47 | 10,268.27 | 10,781.33 | 11,051.73 | 11,327.33 |
| | | | Hourly | 46.4100 | 48.7300 | 51.1700 | 53.7300 | 56.4200 | 59.2400 | 62.2000 | 63.7600 | 65.3500 |
| Senior Building Inspector | PAM | C25 | Annual | 87,568.00 | 91,956.80 | 96,553.60 | 101,379.20 | 106,454.40 | 111,779.20 | 117,374.40 | 120,307.20 | 123,323.20 |
| | | | Monthly | 7,297.33 | 7,663.07 | 8,046.13 | 8,448.27 | 8,871.20 | 9,314.93 | 9,781.20 | 10,025.60 | 10,276.93 |
| | | | Hourly | 42.1000 | 44.2100 | 46.4200 | 48.7400 | 51.1800 | 53.7400 | 56.4300 | 57.8400 | 59.2900 |
| Senior Community Enhancement Officer | PAM | C22 | Annual | 75,628.80 | 79,414.40 | 83,387.20 | 87,547.20 | 91,915.20 | 96,512.00 | 101,337.60 | 103,875.20 | 106,475.20 |
| | | | Monthly | 6,302.40 | 6,617.87 | 6,948.93 | 7,295.60 | 7,659.60 | 8,042.67 | 8,444.80 | 8,656.27 | 8,872.93 |
| | | | Hourly | 36.3600 | 38.1800 | 40.0900 | 42.0900 | 44.1900 | 46.4000 | 48.7200 | 49.9400 | 51.1900 |
| Senior Construction Inspector | PAM | C23 | Annual | 79,435.20 | 83,408.00 | 87,588.80 | 91,977.60 | 96,574.40 | 101,400.00 | 106,475.20 | 109,137.60 | 111,862.40 |
| | | | Monthly | 6,619.60 | 6,950.67 | 7,299.07 | 7,664.80 | 8,047.87 | 8,450.00 | 8,872.93 | 9,094.80 | 9,321.87 |
| | | | Hourly | 38.1900 | 40.1000 | 42.1100 | 44.2200 | 46.4300 | 48.7500 | 51.1900 | 52.4700 | 53.7800 |
| Senior Deputy City Clerk | DMG | C30 | Annual | 111,758.40 | 117,353.60 | 123,219.20 | 129,376.00 | 135,844.80 | 142,646.40 | 149,780.80 | 153,524.80 | 157,372.80 |
| | | | Monthly | 9,313.20 | 9,779.47 | 10,268.27 | 10,781.33 | 11,320.40 | 11,887.20 | 12,481.73 | 12,793.73 | 13,114.40 |
| | | | Hourly | 53.7300 | 56.4200 | 59.2400 | 62.2000 | 65.3100 | 68.5800 | 72.0100 | 73.8100 | 75.6600 |
| Senior Electrical Engineer | PAM | C31 | Annual | 117,332.80 | 123,198.40 | 129,355.20 | 135,824.00 | 142,625.60 | 149,760.00 | 157,248.00 | 161,179.20 | 165,214.40 |
| | | | Monthly | 9,777.73 | 10,266.53 | 10,779.60 | 11,318.67 | 11,885.47 | 12,480.00 | 13,104.00 | 13,431.60 | 13,767.87 |
| | | | Hourly | 56.4100 | 59.2300 | 62.1900 | 65.3000 | 68.5700 | 72.0000 | 75.6000 | 77.4900 | 79.4300 |
| Senior Engineer, P.E. | PAM | C31 | Annual | 117,332.80 | 123,198.40 | 129,355.20 | 135,824.00 | 142,625.60 | 149,760.00 | 157,248.00 | 161,179.20 | 165,214.40 |
| | | | Monthly | 9,777.73 | 10,266.53 | 10,779.60 | 11,318.67 | 11,885.47 | 12,480.00 | 13,104.00 | 13,431.60 | 13,767.87 |
| | | | Hourly | 56.4100 | 59.2300 | 62.1900 | 65.3000 | 68.5700 | 72.0000 | 75.6000 | 77.4900 | 79.4300 |
| Senior Equipment Operator | NE | C18 | Annual | 62,233.60 | 65,353.60 | 68,619.20 | 72,051.20 | 75,649.60 | 79,435.20 | 83,408.00 | 85,488.00 | 87,630.40 |
| | | | Monthly | 5,186.13 | 5,446.13 | 5,718.27 | 6,004.27 | 6,304.13 | 6,619.60 | 6,950.67 | 7,124.00 | 7,302.53 |
| | | | Hourly | 29.9200 | 31.4200 | 32.9900 | 34.6400 | 36.3700 | 38.1900 | 40.1000 | 41.1000 | 42.1300 |
| Senior Graphics Designer | NE | C19 | Annual | 65,332.80 | 68,598.40 | 72,030.40 | 75,628.80 | 79,414.40 | 83,387.20 | 87,547.20 | 89,731.20 | 91,977.60 |
| | | | Monthly | 5,444.40 | 5,716.53 | 6,002.53 | 6,302.40 | 6,617.87 | 6,948.93 | 7,295.60 | 7,477.60 | 7,664.80 |
| | | | Hourly | 31.4100 | 32.9800 | 34.6300 | 36.3600 | 38.1800 | 40.0900 | 42.0900 | 43.1400 | 44.2200 |

CITY OF MORENO VALLEY

SALARY SCALE - CAREER POSITIONS

EFFECTIVE 07/06/2024

EXHIBIT C

| TITLE | GRP | GRADE | | | | | | | | | | |
|--|-----|-------|---------|------------|------------|------------|------------|------------|------------|------------|------------|------------|
| | | | | A | B | C | D | E | F | G | H | I |
| | | | | 5.0% | 5.0% | 5.0% | 5.0% | 5.0% | 5.0% | 5.0% | 2.5% | 2.5% |
| Senior Human Resources Analyst | PAM | C27 | Annual | 96,532.80 | 101,358.40 | 106,433.60 | 111,758.40 | 117,353.60 | 123,219.20 | 129,376.00 | 132,620.80 | 135,928.00 |
| | | | Monthly | 8,044.40 | 8,446.53 | 8,869.47 | 9,313.20 | 9,779.47 | 10,268.27 | 10,781.33 | 11,051.73 | 11,327.33 |
| | | | Hourly | 46.4100 | 48.7300 | 51.1700 | 53.7300 | 56.4200 | 59.2400 | 62.2000 | 63.7600 | 65.3500 |
| Senior Landscape Services Inspector | PAM | C20 | Annual | 68,598.40 | 72,030.40 | 75,628.80 | 79,414.40 | 83,387.20 | 87,547.20 | 91,915.20 | 94,203.20 | 96,553.60 |
| | | | Monthly | 5,716.53 | 6,002.53 | 6,302.40 | 6,617.87 | 6,948.93 | 7,295.60 | 7,659.60 | 7,850.27 | 8,046.13 |
| | | | Hourly | 32.9800 | 34.6300 | 36.3600 | 38.1800 | 40.0900 | 42.0900 | 44.1900 | 45.2900 | 46.4200 |
| Senior Management Analyst | PAM | C27 | Annual | 96,532.80 | 101,358.40 | 106,433.60 | 111,758.40 | 117,353.60 | 123,219.20 | 129,376.00 | 132,620.80 | 135,928.00 |
| | | | Monthly | 8,044.40 | 8,446.53 | 8,869.47 | 9,313.20 | 9,779.47 | 10,268.27 | 10,781.33 | 11,051.73 | 11,327.33 |
| | | | Hourly | 46.4100 | 48.7300 | 51.1700 | 53.7300 | 56.4200 | 59.2400 | 62.2000 | 63.7600 | 65.3500 |
| Senior Office Assistant | NE | C13 | Annual | 48,755.20 | 51,188.80 | 53,747.20 | 56,430.40 | 59,259.20 | 62,212.80 | 65,332.80 | 66,976.00 | 68,660.80 |
| | | | Monthly | 4,062.93 | 4,265.73 | 4,478.93 | 4,702.53 | 4,938.27 | 5,184.40 | 5,444.40 | 5,581.33 | 5,721.73 |
| | | | Hourly | 23.4400 | 24.6100 | 25.8400 | 27.1300 | 28.4900 | 29.9100 | 31.4100 | 32.2000 | 33.0100 |
| Senior Parking Control Officer | NE | C14 | Annual | 51,209.60 | 53,768.00 | 56,451.20 | 59,280.00 | 62,254.40 | 65,374.40 | 68,640.00 | 70,366.40 | 72,134.40 |
| | | | Monthly | 4,267.47 | 4,480.67 | 4,704.27 | 4,940.00 | 5,187.87 | 5,447.87 | 5,720.00 | 5,863.87 | 6,011.20 |
| | | | Hourly | 24.6200 | 25.8500 | 27.1400 | 28.5000 | 29.9300 | 31.4300 | 33.0000 | 33.8300 | 34.6800 |
| Senior Parks Maintenance Technician | NE | C19 | Annual | 65,332.80 | 68,598.40 | 72,030.40 | 75,628.80 | 79,414.40 | 83,387.20 | 87,547.20 | 89,731.20 | 91,977.60 |
| | | | Monthly | 5,444.40 | 5,716.53 | 6,002.53 | 6,302.40 | 6,617.87 | 6,948.93 | 7,295.60 | 7,477.60 | 7,664.80 |
| | | | Hourly | 31.4100 | 32.9800 | 34.6300 | 36.3600 | 38.1800 | 40.0900 | 42.0900 | 43.1400 | 44.2200 |
| Senior Payroll Technician | NE | C18 | Annual | 62,233.60 | 65,353.60 | 68,619.20 | 72,051.20 | 75,649.60 | 79,435.20 | 83,408.00 | 85,488.00 | 87,630.40 |
| | | | Monthly | 5,186.13 | 5,446.13 | 5,718.27 | 6,004.27 | 6,304.13 | 6,619.60 | 6,950.67 | 7,124.00 | 7,302.53 |
| | | | Hourly | 29.9200 | 31.4200 | 32.9900 | 34.6400 | 36.3700 | 38.1900 | 40.1000 | 41.1000 | 42.1300 |
| Senior Permit Technician | NE | C20 | Annual | 68,598.40 | 72,030.40 | 75,628.80 | 79,414.40 | 83,387.20 | 87,547.20 | 91,915.20 | 94,203.20 | 96,553.60 |
| | | | Monthly | 5,716.53 | 6,002.53 | 6,302.40 | 6,617.87 | 6,948.93 | 7,295.60 | 7,659.60 | 7,850.27 | 8,046.13 |
| | | | Hourly | 32.9800 | 34.6300 | 36.3600 | 38.1800 | 40.0900 | 42.0900 | 44.1900 | 45.2900 | 46.4200 |
| Senior Planner | PAM | C27 | Annual | 96,532.80 | 101,358.40 | 106,433.60 | 111,758.40 | 117,353.60 | 123,219.20 | 129,376.00 | 132,620.80 | 135,928.00 |
| | | | Monthly | 8,044.40 | 8,446.53 | 8,869.47 | 9,313.20 | 9,779.47 | 10,268.27 | 10,781.33 | 11,051.73 | 11,327.33 |
| | | | Hourly | 46.4100 | 48.7300 | 51.1700 | 53.7300 | 56.4200 | 59.2400 | 62.2000 | 63.7600 | 65.3500 |
| Senior Risk Analyst | PAM | C27 | Annual | 96,532.80 | 101,358.40 | 106,433.60 | 111,758.40 | 117,353.60 | 123,219.20 | 129,376.00 | 132,620.80 | 135,928.00 |
| | | | Monthly | 8,044.40 | 8,446.53 | 8,869.47 | 9,313.20 | 9,779.47 | 10,268.27 | 10,781.33 | 11,051.73 | 11,327.33 |
| | | | Hourly | 46.4100 | 48.7300 | 51.1700 | 53.7300 | 56.4200 | 59.2400 | 62.2000 | 63.7600 | 65.3500 |
| Senior Telecommunications Technician | NE | C22 | Annual | 75,628.80 | 79,414.40 | 83,387.20 | 87,547.20 | 91,915.20 | 96,512.00 | 101,337.60 | 103,875.20 | 106,475.20 |
| | | | Monthly | 6,302.40 | 6,617.87 | 6,948.93 | 7,295.60 | 7,659.60 | 8,042.67 | 8,444.80 | 8,656.27 | 8,872.93 |
| | | | Hourly | 36.3600 | 38.1800 | 40.0900 | 42.0900 | 44.1900 | 46.4000 | 48.7200 | 49.9400 | 51.1900 |
| Senior Traffic Signal Technician | PAM | C23 | Annual | 79,435.20 | 83,408.00 | 87,588.80 | 91,977.60 | 96,574.40 | 101,400.00 | 106,475.20 | 109,137.60 | 111,862.40 |
| | | | Monthly | 6,619.60 | 6,950.67 | 7,299.07 | 7,664.80 | 8,047.87 | 8,450.00 | 8,872.93 | 9,094.80 | 9,321.87 |
| | | | Hourly | 38.1900 | 40.1000 | 42.1100 | 44.2200 | 46.4300 | 48.7500 | 51.1900 | 52.4700 | 53.7800 |
| Special Districts Division Manager | DMG | C34 | Annual | 145,745.60 | 153,025.60 | 160,680.00 | 168,708.80 | 177,153.60 | 186,014.40 | 195,312.00 | 200,200.00 | 205,212.80 |
| | | | Monthly | 12,145.47 | 12,752.13 | 13,390.00 | 14,059.07 | 14,762.80 | 15,501.20 | 16,276.00 | 16,683.33 | 17,101.07 |
| | | | Hourly | 70.0700 | 73.5700 | 77.2500 | 81.1100 | 85.1700 | 89.4300 | 93.9000 | 96.2500 | 98.6600 |
| Special Events & Facilities Division Manager | DMG | C30 | Annual | 111,758.40 | 117,353.60 | 123,219.20 | 129,376.00 | 135,844.80 | 142,646.40 | 149,780.80 | 153,524.80 | 157,372.80 |
| | | | Monthly | 9,313.20 | 9,779.47 | 10,268.27 | 10,781.33 | 11,320.40 | 11,887.20 | 12,481.73 | 12,793.73 | 13,114.40 |
| | | | Hourly | 53.7300 | 56.4200 | 59.2400 | 62.2000 | 65.3100 | 68.5800 | 72.0100 | 73.8100 | 75.6600 |

CITY OF MORENO VALLEY

SALARY SCALE - CAREER POSITIONS

EFFECTIVE 07/06/2024

EXHIBIT C

| TITLE | GRP | GRADE | | | | | | | | | | | |
|---|-----|-------|---------|------------|------------|------------|------------|------------|------------|------------|------------|------------|--|
| | | | | A | B | C | D | E | F | G | H | I | |
| | | | | 5.0% | 5.0% | 5.0% | 5.0% | 5.0% | 5.0% | 5.0% | 2.5% | 2.5% | |
| Storekeeper | NE | C14 | Annual | 51,209.60 | 53,768.00 | 56,451.20 | 59,280.00 | 62,254.40 | 65,374.40 | 68,640.00 | 70,366.40 | 72,134.40 | |
| | | | Monthly | 4,267.47 | 4,480.67 | 4,704.27 | 4,940.00 | 5,187.87 | 5,447.87 | 5,720.00 | 5,863.87 | 6,011.20 | |
| | | | Hourly | 24.6200 | 25.8500 | 27.1400 | 28.5000 | 29.9300 | 31.4300 | 33.0000 | 33.8300 | 34.6800 | |
| Strategic Initiatives Manager | DMG | C34 | Annual | 145,745.60 | 153,025.60 | 160,680.00 | 168,708.80 | 177,153.60 | 186,014.40 | 195,312.00 | 200,200.00 | 205,212.80 | |
| | | | Monthly | 12,145.47 | 12,752.13 | 13,390.00 | 14,059.07 | 14,762.80 | 15,501.20 | 16,276.00 | 16,683.33 | 17,101.07 | |
| | | | Hourly | 70.0700 | 73.5700 | 77.2500 | 81.1100 | 85.1700 | 89.4300 | 93.9000 | 96.2500 | 98.6600 | |
| Street Maintenance Supervisor | PAM | C25 | Annual | 87,568.00 | 91,956.80 | 96,553.60 | 101,379.20 | 106,454.40 | 111,779.20 | 117,374.40 | 120,307.20 | 123,323.20 | |
| | | | Monthly | 7,297.33 | 7,663.07 | 8,046.13 | 8,448.27 | 8,871.20 | 9,314.93 | 9,781.20 | 10,025.60 | 10,276.93 | |
| | | | Hourly | 42.1000 | 44.2100 | 46.4200 | 48.7400 | 51.1800 | 53.7400 | 56.4300 | 57.8400 | 59.2900 | |
| Telecommunications Engineer/Administrator | PAM | C29 | Annual | 106,412.80 | 111,737.60 | 117,332.80 | 123,198.40 | 129,355.20 | 135,824.00 | 142,625.60 | 146,182.40 | 149,843.20 | |
| | | | Monthly | 8,867.73 | 9,311.47 | 9,777.73 | 10,266.53 | 10,779.60 | 11,318.67 | 11,885.47 | 12,181.87 | 12,486.93 | |
| | | | Hourly | 51.1600 | 53.7200 | 56.4100 | 59.2300 | 62.1900 | 65.3000 | 68.5700 | 70.2800 | 72.0400 | |
| Telecommunications Technician | NE | C20 | Annual | 68,598.40 | 72,030.40 | 75,628.80 | 79,414.40 | 83,387.20 | 87,547.20 | 91,915.20 | 94,203.20 | 96,553.60 | |
| | | | Monthly | 5,716.53 | 6,002.53 | 6,302.40 | 6,617.87 | 6,948.93 | 7,295.60 | 7,659.60 | 7,850.27 | 8,046.13 | |
| | | | Hourly | 32.9800 | 34.6300 | 36.3600 | 38.1800 | 40.0900 | 42.0900 | 44.1900 | 45.2900 | 46.4200 | |
| Traffic Operations Supervisor | PAM | C26 | Annual | 91,936.00 | 96,532.80 | 101,358.40 | 106,433.60 | 111,758.40 | 117,353.60 | 123,219.20 | 126,297.60 | 129,459.20 | |
| | | | Monthly | 7,661.33 | 8,044.40 | 8,446.53 | 8,869.47 | 9,313.20 | 9,779.47 | 10,268.27 | 10,524.80 | 10,788.27 | |
| | | | Hourly | 44.2000 | 46.4100 | 48.7300 | 51.1700 | 53.7300 | 56.4200 | 59.2400 | 60.7200 | 62.2400 | |
| Traffic Signal Technician | NE | C22 | Annual | 75,628.80 | 79,414.40 | 83,387.20 | 87,547.20 | 91,915.20 | 96,512.00 | 101,337.60 | 103,875.20 | 106,475.20 | |
| | | | Monthly | 6,302.40 | 6,617.87 | 6,948.93 | 7,295.60 | 7,659.60 | 8,042.67 | 8,444.80 | 8,656.27 | 8,872.93 | |
| | | | Hourly | 36.3600 | 38.1800 | 40.0900 | 42.0900 | 44.1900 | 46.4000 | 48.7200 | 49.9400 | 51.1900 | |
| Traffic Sign/Marking Technician I | NE | C13 | Annual | 48,755.20 | 51,188.80 | 53,747.20 | 56,430.40 | 59,259.20 | 62,212.80 | 65,332.80 | 66,976.00 | 68,660.80 | |
| | | | Monthly | 4,062.93 | 4,265.73 | 4,478.93 | 4,702.53 | 4,938.27 | 5,184.40 | 5,444.40 | 5,581.33 | 5,721.73 | |
| | | | Hourly | 23.4400 | 24.6100 | 25.8400 | 27.1300 | 28.4900 | 29.9100 | 31.4100 | 32.2000 | 33.0100 | |
| Traffic Sign/Marking Technician II | NE | C15 | Annual | 53,768.00 | 56,451.20 | 59,280.00 | 62,254.40 | 65,374.40 | 68,640.00 | 72,072.00 | 73,881.60 | 75,732.80 | |
| | | | Monthly | 4,480.67 | 4,704.27 | 4,940.00 | 5,187.87 | 5,447.87 | 5,720.00 | 6,006.00 | 6,156.80 | 6,311.07 | |
| | | | Hourly | 25.8500 | 27.1400 | 28.5000 | 29.9300 | 31.4300 | 33.0000 | 34.6500 | 35.5200 | 36.4100 | |
| Utility Finance Manager | PAM | C28 | Annual | 101,358.40 | 106,433.60 | 111,758.40 | 117,353.60 | 123,219.20 | 129,376.00 | 135,844.80 | 139,235.20 | 142,708.80 | |
| | | | Monthly | 8,446.53 | 8,869.47 | 9,313.20 | 9,779.47 | 10,268.27 | 10,781.33 | 11,320.40 | 11,602.93 | 11,892.40 | |
| | | | Hourly | 48.7300 | 51.1700 | 53.7300 | 56.4200 | 59.2400 | 62.2000 | 65.3100 | 66.9400 | 68.6100 | |
| Vehicle/Equipment Technician | NE | C17 | Annual | 59,280.00 | 62,254.40 | 65,374.40 | 68,640.00 | 72,072.00 | 75,670.40 | 79,456.00 | 81,452.80 | 83,491.20 | |
| | | | Monthly | 4,940.00 | 5,187.87 | 5,447.87 | 5,720.00 | 6,006.00 | 6,305.87 | 6,621.33 | 6,787.73 | 6,957.60 | |
| | | | Hourly | 28.5000 | 29.9300 | 31.4300 | 33.0000 | 34.6500 | 36.3800 | 38.2000 | 39.1600 | 40.1400 | |

CITY OF MORENO VALLEY

SALARY SCALE - EXECUTIVE POSITIONS
EFFECTIVE 07/06/2024

EXHIBIT C

| TITLE | GRP | GRADE | Description | | Minimum | Maximum |
|--|-----|-------|-----------------|---------|------------|------------|
| Assistant City Manager (Administration) | EMG | 106 | 7.5% Above 105 | Annual | 188,323.20 | 299,936.00 |
| | | | | Monthly | 15,693.60 | 24,994.67 |
| | | | | Hourly | 90.5400 | 144.2000 |
| Assistant City Manager (Development) | EMG | 106 | 7.5% Above 105 | Annual | 188,323.20 | 299,936.00 |
| | | | | Monthly | 15,693.60 | 24,994.67 |
| | | | | Hourly | 90.5400 | 144.2000 |
| Chief Financial Officer | EMG | 105 | 7.5% Above 104 | Annual | 175,177.60 | 279,011.20 |
| | | | | Monthly | 14,598.13 | 23,250.93 |
| | | | | Hourly | 84.2200 | 134.1400 |
| City Council Member | ELE | | Set by Vote/Ord | | | |
| City Manager | CMG | 109 | Per contract | Annual | 268,132.80 | 427,044.80 |
| | | | | Monthly | 22,344.40 | 35,587.07 |
| | | | | Hourly | 128.9100 | 205.3100 |
| Community Development Director | EMG | 104 | 7.5% Above 103 | Annual | 162,968.00 | 259,542.40 |
| | | | | Monthly | 13,580.67 | 21,628.53 |
| | | | | Hourly | 78.3500 | 124.7800 |
| Economic Development & Housing Director | EMG | 104 | 7.5% Above 103 | Annual | 162,968.00 | 259,542.40 |
| | | | | Monthly | 13,580.67 | 21,628.53 |
| | | | | Hourly | 78.3500 | 124.7800 |
| Human Resources Director | EMG | 104 | 7.5% Above 103 | Annual | 162,968.00 | 259,542.40 |
| | | | | Monthly | 13,580.67 | 21,628.53 |
| | | | | Hourly | 78.3500 | 124.7800 |
| Manager of the Office of Mayor & City Council/City Clerk | EMG | 101 | 7.5% Above 100 | Annual | 131,185.60 | 208,915.20 |
| | | | | Monthly | 10,932.13 | 17,409.60 |
| | | | | Hourly | 63.0700 | 100.4400 |
| Parks & Community Services Director | EMG | 104 | 7.5% Above 103 | Annual | 162,968.00 | 259,542.40 |
| | | | | Monthly | 13,580.67 | 21,628.53 |
| | | | | Hourly | 78.3500 | 124.7800 |
| Public Works Director/City Engineer | EMG | 105 | 7.5% Above 104 | Annual | 175,177.60 | 279,011.20 |
| | | | | Monthly | 14,598.13 | 23,250.93 |
| | | | | Hourly | 84.2200 | 134.1400 |

Council Electronic Communication Policy

- I. **PURPOSE:** The use of electronic media is necessary and useful for City Council to improve communication and efficiently perform their City duties. This policy aims to ensure the proper use of the City's electronic media and to set out the policy the City Council members will follow when using electronic media and the City's electronic communication system. This policy will also inform the users about the requirements of the applicable laws, including the Public Records Act and Brown Act. This policy is applicable to all City Council members. Members of the City Council's Advisory Commissions and Boards shall not be provided with City-issued or maintained email accounts or access to the City's internal electronic communication system. As such, any communications by and between a Commissioner or Board member (using a private email address) and a non-City official shall not be recognized or acknowledged as an official record of the City.
- II. **DEFINITIONS:**
- A. **City's Electronic Communication System** – City-owned devices or products designed to electronically process, transmit, or store information such as computers, iPads, cell and smartphones, printers, modems, data files, text, and e-mail messages.
 - B. **User** – a City Council member who uses the City's electronic communication system.
 - C. **E-Communication** – electronic text or visual communication and attachments distributed via e-mail, websites, instant messaging, text messaging, Twitter, or comparable services.
 - D. **Electronic Media** – a method for processing or transmitting information in electronic form, including E-Communication, software programs, and the Internet.
- III. **POLICY:**
- A. **Procedures for Electronic Communications.** City Council Members will be issued accounts for use of City electronic media for E-Communication on City business. E-Communication from a Council Member represents and reflects upon the City's public image and integrity. City Council Members should ensure that their messages are respectful, professional, and are consistent with City policies. E-communication should be written or otherwise presented in the same professional and respectful manner as paper communications. The City's Electronic Communication System shall be used only for City business.
 - B. **No Use of Personal E-Communication.** Users should not use their home or business E-Communication accounts or addresses for any communication pertaining to City business. When using E-Communication pertaining to the City's business, Users should communicate with the public and staff solely via their designated City E-Communication addresses. Users should not commingle E-Communication pertaining to City business with E-Communication pertaining to their home or business. Under applicable laws, Users' personal E-Communication devices are subject to the provisions of the Public Records Act if they contain E-Communications pertaining to the City's business.
 - C. **Electronic Communications among City Council members.** Communications from a City Council member to another City Council member or members concerning City business should be "one way" and marked "For Information Only—Do Not Reply" or

Council Electronic Communication Policy

something similar.

- D. Electronic Communication by a Quorum of the City Council.** A majority of the members of the City Council shall not send or exchange facts about or engage in discussions regarding City issues via E-Communication, including chat rooms, news groups, online forums, weblogs, Twitter feeds, or list-serves (collectively referred to as “Internet forums”).
- E. Electronic Communications from the Public.** The public may electronically communicate with the City Council through the City’s Website on the [City Council web page](#).
- 1) E-Communication from the public addressed to the City Council will be distributed to each City Council member. E-Communication addressed to the City Council will also be forwarded to the City Clerk.
 - 2) E-Communication from the public addressed to more than a quorum of the City Council shall be forwarded by the recipients to the City Clerk (for the City Council). These E-Communications will be distributed and responded to in accordance with paragraph E.1, above.
 - 3) Upon receipt of an E-Communication addressed to less than a quorum of the City Council, the recipient may: 1) treat it as an individual communication to which he or she may or may not respond; 2) inform the City Council of the communication at a properly noticed meeting; or 3) ask the City Clerk to forward to the full City Council as part of its information packet for the next available City Council meeting. Such E-Communication may also be forwarded to staff for response as set out in Section G, below.
- F. City Electronic Communications with the Public.** City staff will post official information on upcoming and prior City Council meetings, workshops and events on the City Website. City Council agendas and minutes will be posted for the current and prior calendar year. Additional materials may be posted at the discretion of the City Manager or Manager’s designee.
- G. Use of E-Communication During Meetings.** City Council members should not use E-Communication at any time during a meeting of the City Council at which he or she is in attendance. The foregoing limitation shall not apply to receipt of telephone calls or text messages from family members in the event of an urgent family matter; a City Council member wishing to respond to such a message during the meeting shall do so during a recess or shall excuse him or herself from the meeting to place the return call or text in a manner that does not disrupt the meeting.
- H. City Participation in Internet Forums.** The City will not generally answer questions or respond to comments made in Internet forums. The City will post answers to such questions on its website if deemed appropriate by the Mayor or the City Manager or at the direction of the City Council. If a City Council member desires staff to prepare a response to a question or comment received by E-Communication or made in an Internet forum, the City Council may forward the question or comment to the City Manager and request that staff

Council Electronic Communication Policy

prepare an appropriate response in a reasonable period of time. If preparation of a response will require significant staff time to research or draft the response, an interim response to the questioner or commenter will be sent as soon as possible acknowledging receipt of the inquiry and informing the sender that a response is being prepared.

IV. Specific Procedures

- A. Retention of E-Mail.** The City electronically archives E-Communications in accordance with the City's Records Retention schedule. E-Communications that constitute preliminary drafts, notes, or intra-agency or interagency memoranda that are not retained by the City in the ordinary course of business are not required to be archived and should be deleted. The City Clerk and City Attorney are available to assist users in determining how to address questions concerning the application of these procedures.
- B. Preservation of Evidence.** Law requires parties to preserve all evidence that maybe relevant if they have knowledge of threatened or pending litigation. In the event of a pending or potential litigation, the City Attorney may request in writing that all E-Communications be preserved until such litigation is concluded or the threat abated. Such preservation overrides regular retention policies.
- C. Public Records Act.** City records, whether paper or electronic, are governed by the disclosure requirements of the Public Records Act. Disclosure may be required regardless of who sends or receives a communication or document. In the event that the City receives a request for disclosure of City records that includes E-Communication, the City Council Electronic Communications person responsible for the requested records must use his or her best efforts to preserve and provide all City E-Communication covered by the request, including those contained in their personal devices if any.
- D. Confidentiality.**
- 1) California law requires that certain information be treated as confidential and not be distributed to others inside or outside the City who do not have authorization to view such information. City Council may occasionally receive confidential electronic information. Some examples of confidential information are: information relating to litigation or potential litigation or other attorney-client communication, information relating to labor negotiations, or information relating to confidential real estate negotiations. When City Council receive confidential information, it should be marked or tagged "Confidential Information" so that City Council are alerted to the nature of the information.
 - 2) Confidential information shall not be sent or forwarded to individuals or entities not authorized to receive that information, including City employees not authorized to view such information.
 - 3) City Council shall exercise additional caution in sending confidential information by E-Communication as compared to written format because of the ease with which such information can lose confidentiality by inadvertent or intentional diversion or re-transmission by others.

Council Electronic Communication Policy

-
- 4) The City Attorney should be contacted concerning any questions about whether a communication is confidential.

V. **Compliance with this Policy**: It is the responsibility of every User to ensure that he or she is in compliance with this Electronic Communications Policy.

RESOLUTION NO. SA 2025-XX

A RESOLUTION OF THE SUCCESSOR AGENCY (SA) TO
THE COMMUNITY REDEVELOPMENT AGENCY OF THE
CITY OF MORENO VALLEY, CALIFORNIA, ADOPTING
THE REVISED OPERATING AND CAPITAL BUDGETS
FOR FISCAL YEARS 2023/24 AND 2024/25

WHEREAS, the Mayor and City Council of the City of Moreno Valley as Successor Agency to the Community Redevelopment Agency of the City of Moreno Valley approved the Operating and Capital Budgets for the City for Fiscal Years 2023/24 and 2024/25, a copy of which, as may have been amended by the Successor Agency to the Community Redevelopment Agency of the City of Moreno Valley, is on file in the Office of the City Clerk and is available for public inspection; and

WHEREAS, the Mayor and City Council of the City of Moreno Valley as Successor Agency to the Community Redevelopment Agency of the City of Moreno Valley approves amendments to the budgets throughout the fiscal year and such prior amendments are reflected within the current amended budget and further ratified as part of the adoption of the quarterly budget amendments; and

WHEREAS, the City Manager has heretofore submitted to the Mayor and City Council of the City of Moreno Valley as Successor Agency to the Community Redevelopment Agency of the City of Moreno Valley proposed amendments to the Operating and Capital Budgets for the Agency for Fiscal Years 2023/24 and 2024/25, a copy of which, as may have been amended by the Successor Agency to the Community Redevelopment Agency of the City of Moreno Valley, is on file in the Office of the City Clerk and is available for public inspection; and

WHEREAS, the said proposed amendments to the Operating and Capital Budgets contain estimates of the services, activities and projects comprising the budget, and contain expenditure requirements and the resources available to the Successor Agency; and

WHEREAS, the said proposed amendments to the Operating and Capital Budgets contain the estimates of uses of fund balance as required to stabilize the delivery of Successor Agency to the Community Redevelopment Agency of the City of Moreno Valley services during periods of operational deficits; and

WHEREAS, the Mayor and City Council have made such revisions to the proposed amended Operating and Capital Budgets as so desired; and

WHEREAS, the City Manager may authorize submittal of grant applications and is also authorized to accept grant awards on behalf of the City as further described in the Grants Administrative Procedure; and

WHEREAS, it is the intent to ensure that maximum efficiency and savings are realized in the procurement of the annual technology maintenance agreements, the City Manager is authorized to approve such agreements as long as budget was previously appropriated by the City Council and approved by the City Attorney; and

WHEREAS, it is the intent to ensure that maximum efficiency and savings are realized in the procurement of the annual legal services agreements, the City Manager is authorized to approve such agreements as long as budget was previously appropriated by the City Council and approved by the City Attorney; and

WHEREAS, it is the intent to ensure that maximum efficiency and savings are realized in the procurement of the Moreno Valley Utility purchase power agreements, the City Manager is authorized to approve such agreements as long as budget was previously appropriated by the City Council and approved by the City Attorney; and

WHEREAS, it is the intent to ensure that maximum efficiency and savings are realized in the procurement of annual temporary staffing service agreements, the City Manager is authorized to approve such agreements as long as budget was previously appropriated by the City Council and approved by the City Attorney; and

WHEREAS, it is the intent to ensure that maximum efficiency and savings are realized in the procurement of facility furniture purchases, the City Manager is authorized to approve such agreements as long as budget was previously appropriated by the City Council and approved by the City Attorney; and

WHEREAS, it is the intent to ensure that maximum efficiency and savings are realized in the procurement of annual advertisement and marketing materials/services, the City Manager is authorized to approve such agreements as long as budget was previously appropriated by the City Council and approved by the City Attorney; and

WHEREAS, the amended Operating and Capital Budgets, as herein approved, will enable the Successor Agency to the Community Redevelopment Agency of the City of Moreno Valley to make adequate financial plans and will ensure that City officers can administer their respective functions in accordance with such plans.

NOW, THEREFORE, THE SUCCESSOR AGENCY TO THE COMMUNITY REDEVELOPMENT AGENCY OF THE CITY OF MORENO VALLEY, CALIFORNIA, DOES HEREBY RESOLVE AS FOLLOWS:

1. The proposed amendments to the Operating and Capital Budgets, attached as Exhibit A and as on file in the Office of the City Clerk, and as may have been amended by the Successor Agency to the Community Redevelopment Agency of the City of Moreno Valley, is hereby approved and adopted as the annual Operating and Capital Budgets of the Moreno Valley Successor Agency to the Community Redevelopment Agency of the City of Moreno Valley for Fiscal Years 2023/24 and 2024/25.
2. The Proposed Amendments to the City Position Summary, included as Exhibit B to this Resolution, and on file in the Office of the City Clerk, and as may have been amended by the Successor Agency to the Community Redevelopment Agency of the City of Moreno Valley, is hereby adopted as part of the Approved City Position Summary of the City of Moreno Valley for Fiscal Years 2023/24 and 2024/25.
3. The Proposed Amendments to the Career Positions Salary Schedule, included as Exhibit C to this Resolution, and on file in the Office of the City Clerk, and as may have been amended by the Successor Agency to the

Community Redevelopment Agency of the City of Moreno Valley, is hereby adopted as part of the Approved Career Positions Salary Schedule of the City of Moreno Valley for Fiscal Years 2023/24 and 2024/25.

4. The Council Electronic Communication Policy, as Exhibit D to this Resolution is hereby amended.
5. Within fifteen (15) days after the adoption of this Resolution, the City Clerk shall certify to the adoption hereof and, as so certified, cause a copy to be posted in at least three (3) public places within the City.

BE IT FURTHER RESOLVED that this Resolution shall take effect immediately upon its adoption.

APPROVED AND ADOPTED this 17th day of June, 2025.

Mayor of the City of Moreno Valley

ATTEST:

City Clerk

APPROVED AS TO FORM:

City Attorney

RESOLUTION JURAT

STATE OF CALIFORNIA)
COUNTY OF RIVERSIDE) ss.
CITY OF MORENO VALLEY)

I, M. Patricia Rodriguez, CMC, Acting City Clerk of the City of Moreno Valley, California do hereby certify that Resolution No. SA 2025-XX was duly and regularly adopted by the City Council of the City of Moreno Valley at a regular meeting held on the 17th day of June, 2025, by the following vote:

AYES:

NOES:

ABSENT:

ABSTAIN:

(Council Members, Mayor Pro Tem and Mayor)

SECRETARY

(SEAL)

CITY OF MORENO VALLEY
GENERAL FUND
FY 2024/25 Proposed Amendments

| Department | Fund | Account Description | General Ledger Account | Project | Fiscal Year 2024/25 Amended Budget | Proposed Amendment | Revised Budget | Description - Proposed Adjustment |
|-----------------------|------|--------------------------|-------------------------|----------------|---------------------------------------|-----------------------|----------------|--------------------------------------|
| Community Development | 1010 | Donations | 1010-20-38-18210-580200 | DN UAAR 24-LRG | \$ 129,000 | \$ (62,500) | \$ 66,500 | Projected revenue |
| Community Development | 1010 | Donations | 1010-20-38-18210-580200 | DN UAAR 24-MED | 129,000 | (62,500) | 66,500 | Projected revenue |
| Non-Department | 1010 | Property Tax in Lieu-VLF | 1010-99-99-91010-401060 | | 30,201,630 | 1,214,385 | 31,416,015 | Budget true-up |
| REVENUE TOTAL | | | | | \$ 30,459,630 | \$ 1,089,385 | \$ 31,549,015 | |

| Department | Fund | Account Description | General Ledger Account | Project | Fiscal Year 2024/25 Amended Budget | Proposed Amendment | Revised Budget | Description - Proposed Adjustment |
|-----------------------|------|--|-------------------------|----------------|---------------------------------------|-----------------------|----------------|--------------------------------------|
| City Attorney | 1010 | Transfers to - GENERAL PLAN AMENDMENTS | 1010-99-99-91010-902018 | | \$ - | \$ 500,000 | \$ 500,000 | Transfer |
| Community Development | 1010 | Professional Svcs - Veterinary Svcs | 1010-20-38-18210-620250 | DN UAAR 24-LRG | 125,000 | (62,500) | 62,500 | Projected expense |
| Community Development | 1010 | Professional Svcs - Veterinary Svcs | 1010-20-38-18210-620250 | DN UAAR 24-MED | 125,000 | (62,500) | 62,500 | Projected expense |
| Human Resources | 1010 | Training & Travel - Citywide | 1010-18-22-18030-620520 | | - | 60,000 | 60,000 | Projected expense |
| Non-Department | 1010 | Salaries-Reimbursable (In/Out) | 1010-30-35-25010-611510 | | - | (72,574) | (72,574) | Budget true-up |
| Non-Department | 1010 | Transfers to 2014 REFUNDING 2005 LRB | 1010-99-99-91010-903713 | | - | 500 | 500 | Budget true-up |
| Non-Department | 1010 | Transfers to LMD 2014-01 | 1010-99-99-91010-905012 | | 346,500 | 36,500 | 383,000 | Budget true-up |
| Non-Department | 1010 | Transfers to ZONE "C" ART LGHT FUND | 1010-99-99-91010-905110 | | 150,000 | 42,000 | 192,000 | Budget true-up |
| EXPENSE TOTAL | | | | | \$ 746,500 | \$ 441,426 | \$ 1,187,926 | |

CITY OF MORENO VALLEY
NON-GENERAL FUND
FY 2024/2025 Proposed Amendments

| Department | Fund | Account Description | General Ledger Account | Project | Fiscal Year 2024/25 Amended Budget | Proposed Amendment | Revised Budget | Description - Proposed Adjustment |
|---------------------------------|------|---|-------------------------|----------------|---------------------------------------|-----------------------|----------------|--------------------------------------|
| City Attorney | 2018 | Transfers in - from GENERAL FUND | 2018-99-99-92018-801010 | | \$ - | \$ 500,000 | \$ 500,000 | Transfer |
| Community Development | 4016 | Donations | 4016-20-38-18211-580200 | | - | 1,119 | 1,119 | Projected revenue |
| Community Development | 4016 | Donations | 4016-20-38-18211-580200 | DN UAAR 24-LRG | - | 62,500 | 62,500 | Projected revenue |
| Community Development | 4016 | Donations | 4016-20-38-18211-580200 | DN UAAR 24-MED | - | 62,500 | 62,500 | Projected revenue |
| City Manager | 7210 | Fed Grant-Operating Revenue | 7210-99-99-97210-485000 | | - | 195,000 | 195,000 | UASI Grant revenue |
| Financial & Management Services | 2006 | Other Fees | 2006-30-79-25701-509000 | | 150,000 | 165,000 | 315,000 | Budget true-up |
| Financial & Management Services | 2200 | Waste Managmt. Recycling | 2200-30-34-77311-486200 | GL CPP 23 | 27,257 | 52,084 | 79,341 | Budget true-up |
| Financial & Management Services | 2207 | State Grant-Operating Revenue | 2207-30-34-77415-486000 | GL OPP 15 | 27,257 | 10,020 | 37,277 | Budget true-up |
| Non-Department | 2800 | County Article 3 | 2800-99-99-92800-487100 | | 562,012 | (562,012) | - | Budget true-up |
| Non Deptarmental | 2911 | Dev Impact Fee: Res-Single | 2911-99-95-92911-506010 | | - | 1,500,000 | 1,500,000 | Budget true-up |
| Non Deptarmental | 2911 | Dev Impact Fee: Comm-Regional | 2911-99-95-92911-506040 | | 192,372 | 1,000,000 | 1,192,372 | Budget true-up |
| Non Deptarmental | 2916 | Dev Impact Fee: Res-Single | 2916-99-95-92916-506010 | | - | 1,400,000 | 1,400,000 | Budget true-up |
| Non-Department | 3000 | Transfers in - from DIF - CORPORATE YARD | 3000-99-99-93000-802910 | | 4,800,000 | 2,985,000 | 7,785,000 | Budget true-up |
| Non-Department | 3713 | Interest Income - Investments | 3713-99-90-93713-460010 | | - | 281,300 | 281,300 | Budget true-up |
| Non-Department | 3713 | Transfers in - from GENERAL FUND | 3713-99-90-93713-801010 | | - | 500 | 500 | Budget true-up |
| Non-Department | 3713 | Transfers in - from 2024 Refunding 2014 LRB | 3713-99-90-93713-803716 | | - | 21,495,950 | 21,495,950 | Budget true-up |
| Non-Department | 3716 | Bond Proceeds | 3716-99-90-93716-589000 | | - | 19,645,500 | 19,645,500 | Budget true-up |
| Non-Department | 3716 | Bond Premium | 3716-99-90-93716-589012 | | - | 2,263,000 | 2,263,000 | Budget true-up |
| Non-Department | 3716 | Other Misc. Revenue | 3716-99-90-93716-589900 | | - | 89,750 | 89,750 | Budget true-up |
| Non-Department | 3716 | Transfers in - from 2014 Refunding 2005 LRB | 3716-99-90-93716-803713 | | - | 5,990,500 | 5,990,500 | Budget true-up |
| Non-Department | 5012 | Transfers in - from GENERAL FUND | 5012-99-99-95012-801010 | | 346,500 | 36,500 | 383,000 | Budget true-up |
| Non-Department | 5110 | Transfers in - from GENERAL FUND | 5110-99-99-95110-801010 | | 150,000 | 42,000 | 192,000 | Budget true-up |
| Non-Department | 7330 | Transfers in - from FACILITY CONST FUND | 7330-99-99-97330-803000 | | - | 2,985,000 | 2,985,000 | Budget true-up |
| Parks & Community Services | 3015 | Transfers in - from DIF - PARK IMPROVEMENTS | 3015-99-99-93015-802905 | | 2,187,875 | 201,654 | 2,389,529 | Transfer |
| REVENUE TOTAL | | | | | \$ 8,443,273 | \$ 60,402,865 | \$ 68,846,138 | |

CITY OF MORENO VALLEY
NON-GENERAL FUND
FY 2024/2025 Proposed Amendments

| Department | Fund | Account Description | General Ledger Account | Project | Fiscal Year 2024/25 Amended Budget | Proposed Amendment | Revised Budget | Description - Proposed Adjustment |
|---------------------------------|------|--|-------------------------|------------------|---------------------------------------|-----------------------|----------------|--------------------------------------|
| City Attorney | 2018 | Contractual Svcs - Other | 2018-99-99-92018-625099 | | \$ 384,183 | \$ 715,817 | \$ 1,100,000 | Projected expense |
| Community Development | 4016 | Professional Svcs - Veterinary Svcs | 4016-20-38-18211-620250 | DN UAAR 24-LRG | 16,200 | 62,500 | 78,700 | Projected expense |
| Community Development | 4016 | Professional Svcs - Veterinary Svcs | 4016-20-38-18211-620250 | DN UAAR 24-MED | 16,200 | 62,500 | 78,700 | Projected expense |
| Community Development | 4016 | Oper Mtrls - Furn & Equip | 4016-20-38-18211-630330 | | - | 1,119 | 1,119 | Projected expense |
| Financial & Management Services | 2200 | Salaries-Regular - Other | 2200-30-34-77311-611199 | GL CPP 23 | 21,480 | 25,104 | 46,584 | Budget true-up |
| Financial & Management Services | 2207 | Salaries-Regular - Other | 2207-30-34-77415-611199 | GL OPP 15 | 8,425 | 1,595 | 10,020 | Budget true-up |
| Non-Department | 2910 | Transfers to FACILITY CONST FUND | 2910-99-95-92910-903000 | | 4,800,000 | 2,985,000 | 7,785,000 | Budget true-up |
| Non-Department | 3000 | Transfer to FACILITIES REPLACEMENT RESERVE | 3000-99-99-93000-907330 | | - | 2,985,000 | 2,985,000 | Budget true-up |
| Non-Department | 3713 | Professional Svcs - Other | 3713-99-90-93713-620299 | | - | 500 | 500 | Budget true-up |
| Non-Department | 3713 | Bond Principal | 3713-99-90-93713-670314 | | - | 21,305,000 | 21,305,000 | Budget true-up |
| Non-Department | 3713 | Interest Expense | 3713-99-90-93713-670410 | | - | 472,250 | 472,250 | Budget true-up |
| Non-Department | 3713 | Transfers to 2024 REFUNDING 2014 LRB | 3713-99-90-93713-903716 | | - | 5,990,500 | 5,990,500 | Budget true-up |
| Non-Department | 3716 | Salaries-Reimbursable (In/Out) | 3716-99-90-93716-611510 | | - | 72,574 | 72,574 | Budget true-up |
| Non-Department | 3716 | Bond Principal | 3716-99-90-93716-670314 | | 1,560,825 | 4,725 | 1,565,550 | Budget true-up |
| Non-Department | 3716 | Interest Expense | 3716-99-90-93716-670410 | | - | 685,000 | 685,000 | Budget true-up |
| Non-Department | 3716 | Bond/Lease Issuance Costs | 3716-99-90-93716-670510 | | 681,860 | (265,000) | 416,860 | Budget true-up |
| Non-Department | 3716 | Transfers to 2014 REFUNDING 2005 LRB | 3716-99-90-93716-903713 | | - | 21,495,950 | 21,495,950 | Budget true-up |
| Non-Department | 6032 | Principal Pymt- Contra Ac | 6032-99-90-96032-670312 | | (159,681) | (2,350,420) | (2,510,101) | Budget true-up |
| Non-Department | 6032 | Bond Principal | 6032-99-90-96032-670314 | | 159,681 | 2,350,420 | 2,510,101 | Budget true-up |
| Non-Department | 6036 | Principal Pymt- Contra Ac | 6036-99-90-96036-670312 | | - | (184,450) | (184,450) | Budget true-up |
| Non-Department | 6036 | Bond Principal | 6036-99-90-96036-670314 | | - | 184,450 | 184,450 | Budget true-up |
| Non-Department | 6036 | Interest Expense | 6036-99-90-96036-670410 | | - | 98,500 | 98,500 | Budget true-up |
| Parks & Community Services | 2905 | Transfers to PCS CAP PROJECT (PARK IMPROVEMENTS) | 2905-99-95-92905-903015 | | 2,187,875 | 201,654 | 2,389,529 | Transfer |
| Parks & Community Services | 3000 | CIP Other | 3000-50-59-80003-720199 | 803 0068-3000-99 | - | 10,000,000 | 10,000,000 | Projected expense |
| Parks & Community Services | 3015 | CIP Other | 3015-50-57-80007-720199 | 807 0058-3015-99 | 11,204,233 | 201,654 | 11,405,887 | Projected expense |
| Public Works | 2000 | Salaries-Overtime | 2000-70-78-45311-611210 | | - | 43,000 | 43,000 | Projected expense |
| Public Works | 2000 | Salaries-Temporary | 2000-70-78-45311-611310 | | - | 100,000 | 100,000 | Projected expense |
| Public Works | 2000 | Contractual Svcs - Other | 2000-70-78-45311-625099 | | 25,000 | 50,000 | 75,000 | Projected expense |
| Public Works | 2000 | Oper Mtrls - Furn & Equip | 2000-70-78-45311-630330 | | 53,000 | 30,000 | 83,000 | Projected expense |
| Public Works | 2008 | CIP Other | 2008-70-29-80004-720199 | 804 0018-2008-99 | 827,129 | 100,000 | 927,129 | Projected expense |
| Public Works | 7410 | Training & Travel | 7410-70-40-45370-620510 | | 1,600 | 25,000 | 26,600 | Projected expense |
| Public Works | 7410 | Oper Mtrls - Tools | 7410-70-40-45370-630320 | | 20,000 | 25,000 | 45,000 | Projected expense |
| Public Works | 7410 | Oper Mtrls - Fuel: Gasoline | 7410-70-40-45370-630355 | | 475,000 | 70,000 | 545,000 | Projected expense |
| EXPENSE TOTAL | | | | | \$ 22,283,010 | \$ 67,544,942 | \$ 89,827,952 | |

CITY OF MORENO VALLEY
FY 2024/25 Ratification Amendments

| Department | Fund | Account Description | General Ledger Account | Project | Amendment | Description - Ratification |
|----------------------------|------|-------------------------------|-------------------------|---|--------------|--|
| City Manager | 2506 | Fed Grant-Operating Revenue | 2506-16-92-72657-485000 | GR HOME 24 Various Projects | \$ 434,817 | Allocate Projects to HOME Grant Budget |
| City Manager | 2506 | Fed Grant-Operating Revenue | 2506-16-92-72658-485000 | HOME ARP Various Projects | 2,427,401 | Reallocate project budget |
| City Manager | 2506 | Fed Grant-Operating Revenue | 2506-16-92-72658-485000 | | (2,427,401) | Reallocate project budget |
| City Manager | 2512 | Fed Grant-Operating Revenue | 2512-16-92-72611-485000 | GR CDBG 24 Various Projects & 801 011-2512-98 | 1,993,501 | Allocate Projects to CDBG Budget |
| City Manager | 2512 | Fed Grant-Operating Revenue | 2512-16-92-80010-485000 | 810-0027-2512-98 | 220,267 | Reallocate project budget |
| City Manager | 2512 | Fed Grant-Operating Revenue | 2512-30-39-80010-485000 | 810-0027-2512-98 | (220,267) | Reallocate project budget |
| City Manager | 2514 | Fed Grant-Operating Revenue | 2514-16-92-72751-485000 | GR ESG 23 & 24 Various Projects | 173,934 | Allocate Projects to ESG Budget |
| Community Development | 4016 | Other Grant-Operating Revenue | 4016-20-38-18211-489000 | | 1,200 | Grey Muzzle Grant |
| Economic Development | 8884 | Interest Income - Investments | 8884-22-25-20601-460010 | | (25,000) | Reallocation of budget |
| Economic Development | 8884 | Interest Inc. - Rental Rehab | 8884-22-25-20601-460090 | | (50,000) | Reallocation of budget |
| Economic Development | 8884 | Unrealized Gains/Losses | 8884-22-25-20601-464010 | | (25,000) | Reallocation of budget |
| Economic Development | 8884 | Other Misc. Revenue | 8884-22-25-20601-589900 | | (1,000) | Reallocation of budget |
| Economic Development | 8884 | Interest Income - Investments | 8884-99-99-98884-460010 | | 25,000 | Reallocation of budget |
| Economic Development | 8884 | Interest Inc. - Rental Rehab | 8884-99-99-98884-460090 | | 50,000 | Reallocation of budget |
| Economic Development | 8884 | Unrealized Gains/Losses | 8884-99-99-98884-464010 | | 25,000 | Reallocation of budget |
| Economic Development | 8884 | Other Misc. Revenue | 8884-99-99-98884-589900 | | 1,000 | Reallocation of budget |
| Parks & Community Services | 2300 | Fed Grant-Capital Revenue | 2300-50-57-80007-485010 | 807 0062-2300-98 | 1,000,000 | Reallocation of budget |
| Parks & Community Services | 2300 | County Grant-Capital Revenue | 2300-50-57-80007-487010 | 807 0062-2300-98 | (1,000,000) | Reallocation of budget |
| REVENUE TOTAL | | | | | \$ 2,603,452 | |

| Department | Fund | Account Description | General Ledger Account | Project | Amendment | Description - Ratification |
|----------------------------|------|-------------------------------------|-------------------------|---------------------------------|--------------|--|
| City Clerk | 1010 | Training & Travel | 1010-10-01-10011-620510 | | \$ (4,000) | Budget true-up |
| City Clerk | 1010 | Training & Travel | 1010-10-01-10012-620510 | | (4,000) | Budget true-up |
| City Clerk | 1010 | Training & Travel | 1010-10-01-10013-620510 | | (6,000) | Budget true-up |
| City Clerk | 1010 | Training & Travel | 1010-10-01-10014-620510 | | (4,000) | Budget true-up |
| City Clerk | 1010 | Training & Travel | 1010-10-01-10015-620510 | | (8,000) | Budget true-up |
| City Manager | 2506 | Professional Svcs - Other | 2506-16-92-72657-620299 | GR HOME 24 Admin | 62,817 | Allocate Projects to HOME Grant Budget |
| City Manager | 2506 | HOME Programs | 2506-16-92-72657-733102 | GR HOME 24 Various Projects | 372,000 | Allocate Projects to HOME Grant Budget |
| City Manager | 2506 | HOME Programs | 2506-16-92-72658-733102 | HOME ARP Various Projects | 2,427,401 | Reallocate project budget |
| City Manager | 2506 | HOME Programs | 2506-16-92-72658-733102 | | (2,427,401) | Reallocate project budget |
| City Manager | 2512 | Professional Svcs - Other | 2512-16-92-72611-620299 | GR CDBG ADMIN | 391,407 | Allocate Projects to CDBG Budget |
| City Manager | 2512 | CDBG Public Services | 2512-16-92-72611-730102 | GR CDBG Various Projects | 226,117 | Allocate Projects to CDBG Budget |
| City Manager | 2512 | Rehabilitation | 2512-16-92-72611-730104 | GR CDBG REHAB | 150,000 | Allocate Projects to CDBG Budget |
| City Manager | 2512 | CIP Other | 2512-70-77-80001-720199 | 801 0111-2512-99 | 1,225,977 | Allocate Projects to CDBG Budget |
| City Manager | 2514 | Professional Svcs - Other | 2514-16-92-72751-620299 | GR ESG 24-Admin | 13,045 | Allocate Projects to ESG Budget |
| City Manager | 2514 | ESG Programs | 2514-16-92-72751-733210 | GR ESG 23 & 24 Various Projects | 160,889 | Allocate Projects to ESG Budget |
| Community Development | 4016 | Professional Svcs - Veterinary Svcs | 4016-20-38-18211-620250 | | 1,200 | Grey Muzzle Grant |
| Parks & Community Services | 5011 | CIP Other | 5011-50-57-80003-720199 | 803 0054-5011-99 | (70,930) | Project completion |
| Parks & Community Services | 5113 | CIP Other | 5113-50-57-80007-720199 | 807 0052-5113-99 | (10,500) | Project completion |
| Public Works | 2001 | CIP Other | 2001-70-76-80008-720199 | 801 0024 | 143,000 | Reallocate project budget |
| Public Works | 2001 | CIP Other | 2001-70-76-80008-720199 | 808 0039 | (143,000) | Reallocate project budget |
| EXPENSE TOTAL | | | | | \$ 2,496,022 | |

City of Moreno Valley
FY 2023/24 - 2024/25
City Position Summary

| Position Title | Adopted Qtrly | | | | | |
|--|---------------|---------|---------|---------|---------|---------|
| | FY | FY | FY | FY | FY | FY |
| | 2022/23 | 2023/24 | 2023/24 | 2023/24 | 2024/25 | 2024/25 |
| | No. | Adj. | Adj. | No. | Adj. | No. |
| Accountant I | 1 | - | - | 1 | - | 1 |
| Accountant II | 1 | - | - | 1 | (1) | - |
| Accounts Receivable Supervisor | - | - | - | - | 1 | 1 |
| Accounting Assistant | 3 | (1) | - | 2 | - | 2 |
| Accounting Technician | 1 | - | - | 1 | - | 1 |
| Accounts Payable Supervisor | 1 | - | - | 1 | - | 1 |
| Administrative Assistant | 7 | 3 | - | 10 | - | 10 |
| Animal Care Technician | 5 | - | - | 5 | - | 5 |
| Animal Care Technician Supervisor | 1 | - | - | 1 | - | 1 |
| Animal Control Officer | 6 | - | - | 6 | - | 6 |
| Animal Rescue Coordinator | 1 | - | - | 1 | - | 1 |
| Animal Services Assistant | 4 | - | - | 4 | - | 4 |
| Animal Services Dispatcher | 1 | - | - | 1 | - | 1 |
| Animal Services Division Manager | 1 | - | - | 1 | - | 1 |
| Animal Services Field Supervisor | 1 | - | - | 1 | - | 1 |
| Animal Services License Inspector | 1 | - | - | 1 | - | 1 |
| Animal Services Office Supervisor | 1 | - | - | 1 | - | 1 |
| Applications & Database Administrator | 1 | - | - | 1 | - | 1 |
| Applications Analyst | 1 | 1 | - | 2 | - | 2 |
| Assistant City Manager (Administration) | 1 | - | - | 1 | - | 1 |
| Assistant City Manager (Development) | 1 | - | - | 1 | - | 1 |
| Assistant to the City Manager | 1 | - | - | 1 | - | 1 |
| Assistant Crossing Guard Supervisor | 1 | - | - | 1 | - | 1 |
| Assistant Engineer | 2 | - | - | 2 | - | 2 |
| Assistant Network Administrator | 1 | - | - | 1 | - | 1 |
| Associate Engineer I | 2 | - | - | 2 | - | 2 |
| Associate Engineer II | 3 | - | - | 3 | - | 3 |
| Associate Planner | 4 | - | - | 4 | - | 4 |
| Audio Visual Technician | 2 | - | - | 2 | - | 2 |
| Banquet Facility Representative | 1 | - | - | 1 | - | 1 |
| Building Division Manager/Official | 1 | - | - | 1 | - | 1 |
| Building Inspector I/II | 3 | - | - | 3 | - | 3 |
| Building Safety Supervisor | 1 | - | - | 1 | - | 1 |
| Business License Liaison | 1 | - | - | 1 | - | 1 |
| Chief Financial Officer | - | 1 | - | 1 | - | 1 |
| Child Care Assistant | 4 | - | - | 4 | - | 4 |
| Child Care Instructor II | 4 | - | - | 4 | - | 4 |
| Child Care Program Manager | 1 | - | - | 1 | - | 1 |
| Child Care Site Supervisor | 4 | - | - | 4 | - | 4 |
| City Manager | 1 | - | - | 1 | - | 1 |
| Community Development Director | 1 | - | - | 1 | - | 1 |
| Community Enhancement Division Manager | 1 | - | - | 1 | - | 1 |
| Community Enhancement Officer I | 6 | - | - | 6 | - | 6 |
| Community Enhancement Officer II | 3 | - | - | 3 | - | 3 |
| Community Enhancement Supervisor | 1 | - | - | 1 | - | 1 |
| Community Services Assistant Coordinator | 4 | - | - | 4 | - | 4 |
| Community Services Coordinator | 4 | - | - | 4 | - | 4 |
| Community Services Division Manager | - | 1 | - | 1 | - | 1 |
| Community Services Supervisor | 4 | - | - | 4 | - | 4 |
| Construction Inspector | 2 | - | - | 2 | - | 2 |
| Construction Inspector Supervisor | 1 | - | - | 1 | - | 1 |
| Crossing Guard | 35 | - | - | 35 | - | 35 |
| Crossing Guard Supervisor | 1 | - | - | 1 | - | 1 |
| Customer Service Manager | - | 1 | - | 1 | - | 1 |
| Deputy City Clerk | 1 | - | - | 1 | - | 1 |
| Deputy City Manager | 1 | - | - | 1 | - | 1 |
| Deputy Compliance Director | - | 1 | - | 1 | - | 1 |
| Deputy Finance Director | 1 | - | - | 1 | - | 1 |
| Economic Development Division Manager | 2 | - | - | 2 | - | 2 |
| Economic Development & Housing Director | - | 1 | - | 1 | - | 1 |
| Electric Utility Assistant Manager | - | - | 1 | 1 | - | 1 |
| Electric Utility Chief Engineer | 1 | - | (1) | - | - | - |

City of Moreno Valley
FY 2023/24 - 2024/25
City Position Summary

| Position Title | Adopted Qtrly | | | | | |
|---|---------------|---------|---------|---------|---------|---------|
| | FY | FY | FY | FY | FY | FY |
| | 2022/23 | 2023/24 | 2023/24 | 2023/24 | 2024/25 | 2024/25 |
| | No. | Adj. | Adj. | No. | Adj. | No. |
| Electric Utility Division Manager | 1 | - | - | 1 | - | 1 |
| Electric Utility Program Coordinator | 1 | - | - | 1 | - | 1 |
| Emergency Management Coordinator | - | - | 2 | 2 | - | 2 |
| Emergency Management & Volunteer Services Program Manager | 1 | - | - | 1 | - | 1 |
| Emergency Management & Volunteer Services Program Specialist | 1 | - | (1) | - | - | - |
| Engineering Division Manager/Assistant City Engineer | 1 | - | - | 1 | - | 1 |
| Enterprise Systems Administrator | 1 | - | - | 1 | - | 1 |
| Equipment Operator | 6 | - | - | 6 | - | 6 |
| Executive Assistant I | 5 | - | - | 5 | - | 5 |
| Executive Assistant to Mayor/City Council | 1 | - | - | 1 | - | 1 |
| Facilities Maintenance Mechanic | 1 | - | - | 1 | - | 1 |
| Facilities Maintenance Worker | 3 | - | - | 3 | 1 | 4 |
| Financial Operations Division Manager | 1 | - | - | 1 | - | 1 |
| Financial Resources Division Manager | 1 | - | - | 1 | - | 1 |
| Fleet & Facilities Division Manager | - | 1 | - | 1 | - | 1 |
| Fleet & Facilities Maintenance Supervisor | 1 | - | - | 1 | - | 1 |
| GIS Administrator | 1 | - | - | 1 | - | 1 |
| GIS Applications Analyst | 1 | - | - | 1 | - | 1 |
| GIS Specialist | 1 | - | (1) | - | - | - |
| Grants Division Manager | 1 | - | - | 1 | - | 1 |
| Grants Program Manager | 1 | - | (1) | - | - | - |
| Human Resources Analyst | 1 | - | - | 1 | - | 1 |
| Human Resources Director | - | 1 | - | 1 | - | 1 |
| Human Resources Division Manager | 1 | - | - | 1 | - | 1 |
| Human Resources Technician | - | 2 | - | 2 | - | 2 |
| Information Technology Technician | 2 | - | - | 2 | - | 2 |
| Landscape Services Inspector | 2 | - | - | 2 | - | 2 |
| Lead Facilities Maintenance Worker | 1 | - | - | 1 | - | 1 |
| Lead Maintenance Worker | 4 | - | - | 4 | - | 4 |
| Lead Parks Maintenance Worker | 7 | - | - | 7 | - | 7 |
| Lead Traffic Sign/Marking Technician | 2 | - | - | 2 | - | 2 |
| Lead Vehicle/Equipment Technician | 1 | - | - | 1 | - | 1 |
| Maintenance & Operations Division Manager | 1 | - | - | 1 | - | 1 |
| Maintenance Worker I/II | 27 | - | - | 27 | - | 27 |
| Maintenance Worker/Work Release Coordinator | 1 | - | - | 1 | - | 1 |
| Management Aide | 7 | - | - | 7 | - | 7 |
| Management Analyst | 8 | (1) | - | 7 | - | 7 |
| Management Assistant | 8 | 4 | (2) | 10 | - | 10 |
| Manager of the Office of Mayor & City Council/City Clerk | 1 | - | - | 1 | - | 1 |
| Media & Communications Division Manager | 1 | - | - | 1 | - | 1 |
| Network Administrator | 1 | - | - | 1 | - | 1 |
| Network & Systems Specialist | 1 | - | - | 1 | - | 1 |
| Paralegal | 1 | - | - | 1 | - | 1 |
| Park Ranger | 4 | - | - | 4 | - | 4 |
| Parking Control Officer | 2 | - | - | 2 | - | 2 |
| Parks & Community Services Administration & Financial Services Division Manager | - | 1 | - | 1 | - | 1 |
| Parks & Community Services Deputy Director | 1 | (1) | - | - | - | - |
| Parks & Community Services Director | 1 | - | - | 1 | - | 1 |
| Parks & Landscape Services Division Manager | 1 | - | - | 1 | - | 1 |
| Parks Maintenance Supervisor | 2 | - | - | 2 | - | 2 |
| Parks Maintenance Worker | 18 | - | - | 18 | - | 18 |
| Parks Project Manager | 1 | - | - | 1 | - | 1 |
| Payroll Division Manager | - | - | 1 | 1 | - | 1 |
| Payroll Supervisor | 1 | - | (1) | - | - | - |
| Permit Technician | 4 | - | - | 4 | - | 4 |
| Planning Division Manager/Official | 1 | - | - | 1 | - | 1 |
| Power Supply Manager | - | - | 1 | 1 | - | 1 |
| Principal Accountant | 1 | - | - | 1 | - | 1 |
| Principal Engineer | 2 | - | - | 2 | - | 2 |
| Principal Engineer/City Traffic Engineer | 1 | - | - | 1 | - | 1 |
| Principal Planner | 1 | - | - | 1 | - | 1 |
| Program Analyst | - | - | 1 | 1 | - | 1 |

City of Moreno Valley
FY 2023/24 - 2024/25
City Position Summary

| Position Title | Adopted Qtrly | | | | | |
|--|---------------|-----------|------------|------------|----------|------------|
| | FY | FY | FY | FY | FY | FY |
| | 2022/23 | 2023/24 | 2023/24 | 2023/24 | 2024/25 | 2024/25 |
| | No. | Adj. | Adj. | No. | Adj. | No. |
| Public Information/Intergovernmental Relations Officer | 1 | - | - | 1 | - | 1 |
| Public Safety Contracts Administrator | 1 | - | - | 1 | - | 1 |
| Purchasing Division Manager | 1 | - | - | 1 | - | 1 |
| Public Works Director/City Engineer | 1 | - | - | 1 | - | 1 |
| Recycling Specialist | 1 | 1 | - | 2 | - | 2 |
| Registered Veterinary Technician | 1 | - | - | 1 | - | 1 |
| Resource Analyst | - | 1 | (1) | - | - | - |
| Security Guard | 2 | - | - | 2 | - | 2 |
| Senior Accountant | 4 | - | - | 4 | - | 4 |
| Senior Administrative Assistant | 13 | (1) | (1) | 11 | (1) | 10 |
| Senior Applications Analyst | 1 | 1 | - | 2 | - | 2 |
| Senior Building Inspector | - | 1 | - | 1 | - | 1 |
| Senior Community Enhancement Officer | 2 | - | - | 2 | - | 2 |
| Senior Construction Inspector | 2 | - | - | 2 | - | 2 |
| Senior Deputy City Clerk | 1 | - | - | 1 | - | 1 |
| Senior Electrical Engineer | 1 | - | - | 1 | - | 1 |
| Senior Engineer, P.E. | 5 | - | - | 5 | - | 5 |
| Senior Equipment Operator | 1 | - | - | 1 | - | 1 |
| Senior Graphics Designer | 1 | - | - | 1 | - | 1 |
| Senior Human Resources Analyst | 1 | - | - | 1 | - | 1 |
| Senior Landscape Services Inspector | 1 | - | - | 1 | - | 1 |
| Senior Management Analyst | 13 | 3 | 1 | 17 | - | 17 |
| Senior Office Assistant | 3 | - | - | 3 | - | 3 |
| Senior Parking Control Officer | 1 | - | - | 1 | - | 1 |
| Senior Parks Maintenance Technician | 2 | - | - | 2 | - | 2 |
| Senior Payroll Technician | 1 | - | - | 1 | - | 1 |
| Senior Permit Technician | 3 | - | - | 3 | - | 3 |
| Senior Planner | 1 | - | - | 1 | - | 1 |
| Senior Risk Analyst | - | 1 | - | 1 | - | 1 |
| Senior Telecommunications Technician | 1 | - | - | 1 | - | 1 |
| Senior Traffic Signal Technician | 1 | - | - | 1 | - | 1 |
| Special Districts Division Manager | 1 | - | - | 1 | - | 1 |
| Special Events & Facilities Division Manager | 1 | - | - | 1 | - | 1 |
| Storekeeper | 1 | 1 | - | 2 | - | 2 |
| Strategic Initiatives Manager | 1 | - | - | 1 | - | 1 |
| Street Maintenance Supervisor | 2 | - | - | 2 | - | 2 |
| Telecommunications Engineer/Administrator | 1 | - | - | 1 | - | 1 |
| Telecommunications Technician | 1 | - | 1 | 2 | - | 2 |
| Traffic Operations Supervisor | 1 | - | - | 1 | - | 1 |
| Traffic Signal Technician | 2 | - | - | 2 | - | 2 |
| Traffic Sign/Marking Technician I | 1 | - | - | 1 | - | 1 |
| Traffic Sign/Marking Technician II | 2 | - | - | 2 | - | 2 |
| Utility Finance Manager | - | 1 | - | 1 | - | 1 |
| Vehicle/Equipment Technician | 3 | - | - | 3 | - | 3 |
| Total | 380 | 23 | (1) | 402 | - | 402 |

Note: Excludes City Council Members, Planning Commissioners and temporary positions.

Per Municipal Code 2.18.010, the Planning Commission shall consist of seven members who shall receive such compensation as may be established from time to time by resolution of the City Council.

CITY OF MORENO VALLEY

SALARY SCALE - CAREER POSITIONS

EFFECTIVE 07/06/2024

EXHIBIT C

| TITLE | GRP | GRADE | | | | | | | | | | |
|-----------------------------------|-----|-------|---------|------------|------------|------------|------------|------------|------------|------------|------------|------------|
| | | | | A | B | C | D | E | F | G | H | I |
| | | | | 5.0% | 5.0% | 5.0% | 5.0% | 5.0% | 5.0% | 5.0% | 2.5% | 2.5% |
| Accountant I | NE | C22 | Annual | 75,628.80 | 79,414.40 | 83,387.20 | 87,547.20 | 91,915.20 | 96,512.00 | 101,337.60 | 103,875.20 | 106,475.20 |
| | | | Monthly | 6,302.40 | 6,617.87 | 6,948.93 | 7,295.60 | 7,659.60 | 8,042.67 | 8,444.80 | 8,656.27 | 8,872.93 |
| | | | Hourly | 36.3600 | 38.1800 | 40.0900 | 42.0900 | 44.1900 | 46.4000 | 48.7200 | 49.9400 | 51.1900 |
| Accounts Receivable Supervisor | PAM | C24 | Annual | 51,209.60 | 53,768.00 | 56,451.20 | 59,280.00 | 62,254.40 | 65,374.40 | 68,640.00 | 70,366.40 | 72,134.40 |
| | | | Monthly | 4,267.47 | 4,480.67 | 4,704.27 | 4,940.00 | 5,187.87 | 5,447.87 | 5,720.00 | 5,863.87 | 6,011.20 |
| | | | Hourly | 24.6200 | 25.8500 | 27.1400 | 28.5000 | 29.9300 | 31.4300 | 33.0000 | 33.8300 | 34.6800 |
| Accounting Assistant | NE | C14 | Annual | 51,209.60 | 53,768.00 | 56,451.20 | 59,280.00 | 62,254.40 | 65,374.40 | 68,640.00 | 70,366.40 | 72,134.40 |
| | | | Monthly | 4,267.47 | 4,480.67 | 4,704.27 | 4,940.00 | 5,187.87 | 5,447.87 | 5,720.00 | 5,863.87 | 6,011.20 |
| | | | Hourly | 24.6200 | 25.8500 | 27.1400 | 28.5000 | 29.9300 | 31.4300 | 33.0000 | 33.8300 | 34.6800 |
| Accounting Technician | NE | C17 | Annual | 59,280.00 | 62,254.40 | 65,374.40 | 68,640.00 | 72,072.00 | 75,670.40 | 79,456.00 | 81,452.80 | 83,491.20 |
| | | | Monthly | 4,940.00 | 5,187.87 | 5,447.87 | 5,720.00 | 6,006.00 | 6,305.87 | 6,621.33 | 6,787.73 | 6,957.60 |
| | | | Hourly | 28.5000 | 29.9300 | 31.4300 | 33.0000 | 34.6500 | 36.3800 | 38.2000 | 39.1600 | 40.1400 |
| Accounts Payable Supervisor | NE | C22 | Annual | 75,628.80 | 79,414.40 | 83,387.20 | 87,547.20 | 91,915.20 | 96,512.00 | 101,337.60 | 103,875.20 | 106,475.20 |
| | | | Monthly | 6,302.40 | 6,617.87 | 6,948.93 | 7,295.60 | 7,659.60 | 8,042.67 | 8,444.80 | 8,656.27 | 8,872.93 |
| | | | Hourly | 36.3600 | 38.1800 | 40.0900 | 42.0900 | 44.1900 | 46.4000 | 48.7200 | 49.9400 | 51.1900 |
| Administrative Assistant | NE | C16 | Annual | 56,451.20 | 59,280.00 | 62,254.40 | 65,374.40 | 68,640.00 | 72,072.00 | 75,670.40 | 77,563.20 | 79,497.60 |
| | | | Monthly | 4,704.27 | 4,940.00 | 5,187.87 | 5,447.87 | 5,720.00 | 6,006.00 | 6,305.87 | 6,463.60 | 6,624.80 |
| | | | Hourly | 27.1400 | 28.5000 | 29.9300 | 31.4300 | 33.0000 | 34.6500 | 36.3800 | 37.2900 | 38.2200 |
| Animal Care Technician | NE | C11 | Annual | 44,241.60 | 46,446.40 | 48,776.00 | 51,209.60 | 53,768.00 | 56,451.20 | 59,280.00 | 60,756.80 | 62,275.20 |
| | | | Monthly | 3,686.80 | 3,870.53 | 4,064.67 | 4,267.47 | 4,480.67 | 4,704.27 | 4,940.00 | 5,063.07 | 5,189.60 |
| | | | Hourly | 21.2700 | 22.3300 | 23.4500 | 24.6200 | 25.8500 | 27.1400 | 28.5000 | 29.2100 | 29.9400 |
| Animal Care Technician Supervisor | PAM | C21 | Annual | 72,051.20 | 75,649.60 | 79,435.20 | 83,408.00 | 87,588.80 | 91,977.60 | 96,574.40 | 98,987.20 | 101,462.40 |
| | | | Monthly | 6,004.27 | 6,304.13 | 6,619.60 | 6,950.67 | 7,299.07 | 7,664.80 | 8,047.87 | 8,248.93 | 8,455.20 |
| | | | Hourly | 34.6400 | 36.3700 | 38.1900 | 40.1000 | 42.1100 | 44.2200 | 46.4300 | 47.5900 | 48.7800 |
| Animal Control Officer | NE | C15 | Annual | 53,768.00 | 56,451.20 | 59,280.00 | 62,254.40 | 65,374.40 | 68,640.00 | 72,072.00 | 73,881.60 | 75,732.80 |
| | | | Monthly | 4,480.67 | 4,704.27 | 4,940.00 | 5,187.87 | 5,447.87 | 5,720.00 | 6,006.00 | 6,156.80 | 6,311.07 |
| | | | Hourly | 25.8500 | 27.1400 | 28.5000 | 29.9300 | 31.4300 | 33.0000 | 34.6500 | 35.5200 | 36.4100 |
| Animal Rescue Coordinator | NE | C11 | Annual | 44,241.60 | 46,446.40 | 48,776.00 | 51,209.60 | 53,768.00 | 56,451.20 | 59,280.00 | 60,756.80 | 62,275.20 |
| | | | Monthly | 3,686.80 | 3,870.53 | 4,064.67 | 4,267.47 | 4,480.67 | 4,704.27 | 4,940.00 | 5,063.07 | 5,189.60 |
| | | | Hourly | 21.2700 | 22.3300 | 23.4500 | 24.6200 | 25.8500 | 27.1400 | 28.5000 | 29.2100 | 29.9400 |
| Animal Services Assistant | NE | C10 | Annual | 42,120.00 | 44,220.80 | 46,425.60 | 48,755.20 | 51,188.80 | 53,747.20 | 56,430.40 | 57,844.80 | 59,300.80 |
| | | | Monthly | 3,510.00 | 3,685.07 | 3,868.80 | 4,062.93 | 4,265.73 | 4,478.93 | 4,702.53 | 4,820.40 | 4,941.73 |
| | | | Hourly | 20.2500 | 21.2600 | 22.3200 | 23.4400 | 24.6100 | 25.8400 | 27.1300 | 27.8100 | 28.5100 |
| Animal Services Dispatcher | NE | C10 | Annual | 42,120.00 | 44,220.80 | 46,425.60 | 48,755.20 | 51,188.80 | 53,747.20 | 56,430.40 | 57,844.80 | 59,300.80 |
| | | | Monthly | 3,510.00 | 3,685.07 | 3,868.80 | 4,062.93 | 4,265.73 | 4,478.93 | 4,702.53 | 4,820.40 | 4,941.73 |
| | | | Hourly | 20.2500 | 21.2600 | 22.3200 | 23.4400 | 24.6100 | 25.8400 | 27.1300 | 27.8100 | 28.5100 |
| Animal Services Division Manager | DMG | C30 | Annual | 111,758.40 | 117,353.60 | 123,219.20 | 129,376.00 | 135,844.80 | 142,646.40 | 149,780.80 | 153,524.80 | 157,372.80 |
| | | | Monthly | 9,313.20 | 9,779.47 | 10,268.27 | 10,781.33 | 11,320.40 | 11,887.20 | 12,481.73 | 12,793.73 | 13,114.40 |
| | | | Hourly | 53.7300 | 56.4200 | 59.2400 | 62.2000 | 65.3100 | 68.5800 | 72.0100 | 73.8100 | 75.6600 |
| Animal Services Field Supervisor | PAM | C22 | Annual | 75,628.80 | 79,414.40 | 83,387.20 | 87,547.20 | 91,915.20 | 96,512.00 | 101,337.60 | 103,875.20 | 106,475.20 |
| | | | Monthly | 6,302.40 | 6,617.87 | 6,948.93 | 7,295.60 | 7,659.60 | 8,042.67 | 8,444.80 | 8,656.27 | 8,872.93 |
| | | | Hourly | 36.3600 | 38.1800 | 40.0900 | 42.0900 | 44.1900 | 46.4000 | 48.7200 | 49.9400 | 51.1900 |

CITY OF MORENO VALLEY

SALARY SCALE - CAREER POSITIONS

EFFECTIVE 07/06/2024

EXHIBIT C

| TITLE | GRP | GRADE | | | | | | | | | | |
|---------------------------------------|-----|-------|---------|------------|------------|------------|------------|------------|------------|------------|------------|------------|
| | | | | A | B | C | D | E | F | G | H | I |
| | | | | 5.0% | 5.0% | 5.0% | 5.0% | 5.0% | 5.0% | 5.0% | 2.5% | 2.5% |
| Animal Services License Inspector | NE | C11 | Annual | 44,241.60 | 46,446.40 | 48,776.00 | 51,209.60 | 53,768.00 | 56,451.20 | 59,280.00 | 60,756.80 | 62,275.20 |
| | | | Monthly | 3,686.80 | 3,870.53 | 4,064.67 | 4,267.47 | 4,480.67 | 4,704.27 | 4,940.00 | 5,063.07 | 5,189.60 |
| | | | Hourly | 21.2700 | 22.3300 | 23.4500 | 24.6200 | 25.8500 | 27.1400 | 28.5000 | 29.2100 | 29.9400 |
| Animal Services Office Supervisor | PAM | C21 | Annual | 72,051.20 | 75,649.60 | 79,435.20 | 83,408.00 | 87,588.80 | 91,977.60 | 96,574.40 | 98,987.20 | 101,462.40 |
| | | | Monthly | 6,004.27 | 6,304.13 | 6,619.60 | 6,950.67 | 7,299.07 | 7,664.80 | 8,047.87 | 8,248.93 | 8,455.20 |
| | | | Hourly | 34.6400 | 36.3700 | 38.1900 | 40.1000 | 42.1100 | 44.2200 | 46.4300 | 47.5900 | 48.7800 |
| Applications & Database Administrator | PAM | C29 | Annual | 106,412.80 | 111,737.60 | 117,332.80 | 123,198.40 | 129,355.20 | 135,824.00 | 142,625.60 | 146,182.40 | 149,843.20 |
| | | | Monthly | 8,867.73 | 9,311.47 | 9,777.73 | 10,266.53 | 10,779.60 | 11,318.67 | 11,885.47 | 12,181.87 | 12,486.93 |
| | | | Hourly | 51.1600 | 53.7200 | 56.4100 | 59.2300 | 62.1900 | 65.3000 | 68.5700 | 70.2800 | 72.0400 |
| Applications Analyst | PAM | C25 | Annual | 87,568.00 | 91,956.80 | 96,553.60 | 101,379.20 | 106,454.40 | 111,779.20 | 117,374.40 | 120,307.20 | 123,323.20 |
| | | | Monthly | 7,297.33 | 7,663.07 | 8,046.13 | 8,448.27 | 8,871.20 | 9,314.93 | 9,781.20 | 10,025.60 | 10,276.93 |
| | | | Hourly | 42.1000 | 44.2100 | 46.4200 | 48.7400 | 51.1800 | 53.7400 | 56.4300 | 57.8400 | 59.2900 |
| Assistant to the City Manager | PAM | C24 | Annual | 83,387.20 | 87,547.20 | 91,915.20 | 96,512.00 | 101,337.60 | 106,412.80 | 111,737.60 | 114,524.80 | 117,395.20 |
| | | | Monthly | 6,948.93 | 7,295.60 | 7,659.60 | 8,042.67 | 8,444.80 | 8,867.73 | 9,311.47 | 9,543.73 | 9,782.93 |
| | | | Hourly | 40.0900 | 42.0900 | 44.1900 | 46.4000 | 48.7200 | 51.1600 | 53.7200 | 55.0600 | 56.4400 |
| Assistant Crossing Guard Supervisor | NE | C05 | Annual | 38,209.60 | 38,209.60 | 40,123.20 | 42,120.00 | 42,120.00 | 44,220.80 | 44,220.80 | 46,425.60 | 46,425.60 |
| | | | Monthly | 3,184.13 | 3,184.13 | 3,343.60 | 3,510.00 | 3,510.00 | 3,685.07 | 3,685.07 | 3,868.80 | 3,868.80 |
| | | | Hourly | 18.3700 | 19.2900 | 19.2900 | 20.2500 | 20.2500 | 21.2600 | 21.2600 | 22.3200 | 22.3200 |
| Assistant Engineer | PAM | C25 | Annual | 87,568.00 | 91,956.80 | 96,553.60 | 101,379.20 | 106,454.40 | 111,779.20 | 117,374.40 | 120,307.20 | 123,323.20 |
| | | | Monthly | 7,297.33 | 7,663.07 | 8,046.13 | 8,448.27 | 8,871.20 | 9,314.93 | 9,781.20 | 10,025.60 | 10,276.93 |
| | | | Hourly | 42.1000 | 44.2100 | 46.4200 | 48.7400 | 51.1800 | 53.7400 | 56.4300 | 57.8400 | 59.2900 |
| Assistant Network Administrator | PAM | C26 | Annual | 91,936.00 | 96,532.80 | 101,358.40 | 106,433.60 | 111,758.40 | 117,353.60 | 123,219.20 | 126,297.60 | 129,459.20 |
| | | | Monthly | 7,661.33 | 8,044.40 | 8,446.53 | 8,869.47 | 9,313.20 | 9,779.47 | 10,268.27 | 10,524.80 | 10,788.27 |
| | | | Hourly | 44.2000 | 46.4100 | 48.7300 | 51.1700 | 53.7300 | 56.4200 | 59.2400 | 60.7200 | 62.2400 |
| Associate Engineer I | PAM | C28 | Annual | 101,358.40 | 106,433.60 | 111,758.40 | 117,353.60 | 123,219.20 | 129,376.00 | 135,844.80 | 139,235.20 | 142,708.80 |
| | | | Monthly | 8,446.53 | 8,869.47 | 9,313.20 | 9,779.47 | 10,268.27 | 10,781.33 | 11,320.40 | 11,602.93 | 11,892.40 |
| | | | Hourly | 48.7300 | 51.1700 | 53.7300 | 56.4200 | 59.2400 | 62.2000 | 65.3100 | 66.9400 | 68.6100 |
| Associate Engineer II | PAM | C29 | Annual | 106,412.80 | 111,737.60 | 117,332.80 | 123,198.40 | 129,355.20 | 135,824.00 | 142,625.60 | 146,182.40 | 149,843.20 |
| | | | Monthly | 8,867.73 | 9,311.47 | 9,777.73 | 10,266.53 | 10,779.60 | 11,318.67 | 11,885.47 | 12,181.87 | 12,486.93 |
| | | | Hourly | 51.1600 | 53.7200 | 56.4100 | 59.2300 | 62.1900 | 65.3000 | 68.5700 | 70.2800 | 72.0400 |
| Associate Planner | PAM | C25 | Annual | 87,568.00 | 91,956.80 | 96,553.60 | 101,379.20 | 106,454.40 | 111,779.20 | 117,374.40 | 120,307.20 | 123,323.20 |
| | | | Monthly | 7,297.33 | 7,663.07 | 8,046.13 | 8,448.27 | 8,871.20 | 9,314.93 | 9,781.20 | 10,025.60 | 10,276.93 |
| | | | Hourly | 42.1000 | 44.2100 | 46.4200 | 48.7400 | 51.1800 | 53.7400 | 56.4300 | 57.8400 | 59.2900 |
| Audio Visual Technician | NE | C18 | Annual | 62,233.60 | 65,353.60 | 68,619.20 | 72,051.20 | 75,649.60 | 79,435.20 | 83,408.00 | 85,488.00 | 87,630.40 |
| | | | Monthly | 5,186.13 | 5,446.13 | 5,718.27 | 6,004.27 | 6,304.13 | 6,619.60 | 6,950.67 | 7,124.00 | 7,302.53 |
| | | | Hourly | 29.9200 | 31.4200 | 32.9900 | 34.6400 | 36.3700 | 38.1900 | 40.1000 | 41.1000 | 42.1300 |
| Banquet Facility Representative | PAM | C19 | Annual | 65,332.80 | 68,598.40 | 72,030.40 | 75,628.80 | 79,414.40 | 83,387.20 | 87,547.20 | 89,731.20 | 91,977.60 |
| | | | Monthly | 5,444.40 | 5,716.53 | 6,002.53 | 6,302.40 | 6,617.87 | 6,948.93 | 7,295.60 | 7,477.60 | 7,664.80 |
| | | | Hourly | 31.4100 | 32.9800 | 34.6300 | 36.3600 | 38.1800 | 40.0900 | 42.0900 | 43.1400 | 44.2200 |
| Building Division Manager/Official | DMG | C34 | Annual | 145,745.60 | 153,025.60 | 160,680.00 | 168,708.80 | 177,153.60 | 186,014.40 | 195,312.00 | 200,200.00 | 205,212.80 |
| | | | Monthly | 12,145.47 | 12,752.13 | 13,390.00 | 14,059.07 | 14,762.80 | 15,501.20 | 16,276.00 | 16,683.33 | 17,101.07 |
| | | | Hourly | 70.0700 | 73.5700 | 77.2500 | 81.1100 | 85.1700 | 89.4300 | 93.9000 | 96.2500 | 98.6600 |

CITY OF MORENO VALLEY

SALARY SCALE - CAREER POSITIONS

EFFECTIVE 07/06/2024

EXHIBIT C

| TITLE | GRP | GRADE | | | | | | | | | | |
|--|-----|-------|---------|------------|------------|------------|------------|------------|------------|------------|------------|------------|
| | | | | A | B | C | D | E | F | G | H | I |
| | | | | 5.0% | 5.0% | 5.0% | 5.0% | 5.0% | 5.0% | 5.0% | 2.5% | 2.5% |
| Building Inspector I | NE | C21 | Annual | 83,387.20 | 87,547.20 | 91,915.20 | 96,512.00 | 101,337.60 | 106,412.80 | 111,737.60 | 114,524.80 | 117,395.20 |
| | | | Monthly | 6,948.93 | 7,295.60 | 7,659.60 | 8,042.67 | 8,444.80 | 8,867.73 | 9,311.47 | 9,543.73 | 9,782.93 |
| | | | Hourly | 40.0900 | 42.0900 | 44.1900 | 46.4000 | 48.7200 | 51.1600 | 53.7200 | 55.0600 | 56.4400 |
| Building Inspector II | NE | C24 | Annual | 83,387.20 | 87,547.20 | 91,915.20 | 96,512.00 | 101,337.60 | 106,412.80 | 111,737.60 | 114,524.80 | 117,395.20 |
| | | | Monthly | 6,948.93 | 7,295.60 | 7,659.60 | 8,042.67 | 8,444.80 | 8,867.73 | 9,311.47 | 9,543.73 | 9,782.93 |
| | | | Hourly | 40.0900 | 42.0900 | 44.1900 | 46.4000 | 48.7200 | 51.1600 | 53.7200 | 55.0600 | 56.4400 |
| Building Safety Supervisor | PAM | C27 | Annual | 96,532.80 | 101,358.40 | 106,433.60 | 111,758.40 | 117,353.60 | 123,219.20 | 129,376.00 | 132,620.80 | 135,928.00 |
| | | | Monthly | 8,044.40 | 8,446.53 | 8,869.47 | 9,313.20 | 9,779.47 | 10,268.27 | 10,781.33 | 11,051.73 | 11,327.33 |
| | | | Hourly | 46.4100 | 48.7300 | 51.1700 | 53.7300 | 56.4200 | 59.2400 | 62.2000 | 63.7600 | 65.3500 |
| Business License Liaison | NE | C16 | Annual | 56,451.20 | 59,280.00 | 62,254.40 | 65,374.40 | 68,640.00 | 72,072.00 | 75,670.40 | 77,563.20 | 79,497.60 |
| | | | Monthly | 4,704.27 | 4,940.00 | 5,187.87 | 5,447.87 | 5,720.00 | 6,006.00 | 6,305.87 | 6,463.60 | 6,624.80 |
| | | | Hourly | 27.1400 | 28.5000 | 29.9300 | 31.4300 | 33.0000 | 34.6500 | 36.3800 | 37.2900 | 38.2200 |
| Child Care Assistant | GRA | CC09 | Annual | 36,628.80 | 40,768.00 | 42,806.40 | 44,948.80 | 47,195.20 | 49,545.60 | 52,020.80 | 54,620.80 | 57,345.60 |
| | | | Monthly | 3,052.40 | 3,397.33 | 3,567.20 | 3,745.73 | 3,932.93 | 4,128.80 | 4,335.07 | 4,551.73 | 4,778.80 |
| | | | Hourly | 18.6700 | 19.6000 | 20.5800 | 21.6100 | 22.6900 | 23.8200 | 25.0100 | 26.2600 | 27.5700 |
| Child Care Instructor II | GRA | CC11 | Annual | 41,953.60 | 44,054.40 | 46,259.20 | 48,568.00 | 51,001.60 | 53,560.00 | 56,243.20 | 57,857.60 | 59,092.80 |
| | | | Monthly | 3,496.13 | 3,671.20 | 3,854.93 | 4,047.33 | 4,250.13 | 4,463.33 | 4,686.93 | 4,804.80 | 4,924.40 |
| | | | Hourly | 20.1700 | 21.1800 | 22.2400 | 23.3500 | 24.5200 | 25.7500 | 27.0400 | 27.7200 | 28.4100 |
| Child Care Program Manager | PAM | C19 | Annual | 65,332.80 | 68,598.40 | 72,030.40 | 75,628.80 | 79,414.40 | 83,387.20 | 87,547.20 | 89,731.20 | 91,977.60 |
| | | | Monthly | 5,444.40 | 5,716.53 | 6,002.53 | 6,302.40 | 6,617.87 | 6,948.93 | 7,295.60 | 7,477.60 | 7,664.80 |
| | | | Hourly | 31.4100 | 32.9800 | 34.6300 | 36.3600 | 38.1800 | 40.0900 | 42.0900 | 43.1400 | 44.2200 |
| Child Care Site Supervisor | GRA | C15 | Annual | 53,768.00 | 56,451.20 | 59,280.00 | 62,254.40 | 65,374.40 | 68,640.00 | 72,072.00 | 73,881.60 | 75,732.80 |
| | | | Monthly | 4,480.67 | 4,704.27 | 4,940.00 | 5,187.87 | 5,447.87 | 5,720.00 | 6,006.00 | 6,156.80 | 6,311.07 |
| | | | Hourly | 25.8500 | 27.1400 | 28.5000 | 29.9300 | 31.4300 | 33.0000 | 34.6500 | 35.5200 | 36.4100 |
| Community Enhancement Division Manager | DMG | C30 | Annual | 111,758.40 | 117,353.60 | 123,219.20 | 129,376.00 | 135,844.80 | 142,646.40 | 149,780.80 | 153,524.80 | 157,372.80 |
| | | | Monthly | 9,313.20 | 9,779.47 | 10,268.27 | 10,781.33 | 11,320.40 | 11,887.20 | 12,481.73 | 12,793.73 | 13,114.40 |
| | | | Hourly | 53.7300 | 56.4200 | 59.2400 | 62.2000 | 65.3100 | 68.5800 | 72.0100 | 73.8100 | 75.6600 |
| Community Enhancement Officer I | NE | C18 | Annual | 62,233.60 | 65,353.60 | 68,619.20 | 72,051.20 | 75,649.60 | 79,435.20 | 83,408.00 | 85,488.00 | 87,630.40 |
| | | | Monthly | 5,186.13 | 5,446.13 | 5,718.27 | 6,004.27 | 6,304.13 | 6,619.60 | 6,950.67 | 7,124.00 | 7,302.53 |
| | | | Hourly | 29.9200 | 31.4200 | 32.9900 | 34.6400 | 36.3700 | 38.1900 | 40.1000 | 41.1000 | 42.1300 |
| Community Enhancement Officer II | NE | C20 | Annual | 68,598.40 | 72,030.40 | 75,628.80 | 79,414.40 | 83,387.20 | 87,547.20 | 91,915.20 | 94,203.20 | 96,553.60 |
| | | | Monthly | 5,716.53 | 6,002.53 | 6,302.40 | 6,617.87 | 6,948.93 | 7,295.60 | 7,659.60 | 7,850.27 | 8,046.13 |
| | | | Hourly | 32.9800 | 34.6300 | 36.3600 | 38.1800 | 40.0900 | 42.0900 | 44.1900 | 45.2900 | 46.4200 |
| Community Enhancement Supervisor | PAM | C23 | Annual | 79,435.20 | 83,408.00 | 87,588.80 | 91,977.60 | 96,574.40 | 101,400.00 | 106,475.20 | 109,137.60 | 111,862.40 |
| | | | Monthly | 6,619.60 | 6,950.67 | 7,299.07 | 7,664.80 | 8,047.87 | 8,450.00 | 8,872.93 | 9,094.80 | 9,321.87 |
| | | | Hourly | 38.1900 | 40.1000 | 42.1100 | 44.2200 | 46.4300 | 48.7500 | 51.1900 | 52.4700 | 53.7800 |
| Community Services Assistant Coordinator | NE | C08 | Annual | 38,209.60 | 40,123.20 | 42,120.00 | 44,220.80 | 46,425.60 | 48,755.20 | 51,188.80 | 52,478.40 | 53,788.80 |
| | | | Monthly | 3,184.13 | 3,343.60 | 3,510.00 | 3,685.07 | 3,868.80 | 4,062.93 | 4,265.73 | 4,373.20 | 4,482.40 |
| | | | Hourly | 18.3700 | 19.2900 | 20.2500 | 21.2600 | 22.3200 | 23.4400 | 24.6100 | 25.2300 | 25.8600 |
| Community Services Coordinator | NE | C10 | Annual | 42,120.00 | 44,220.80 | 46,425.60 | 48,755.20 | 51,188.80 | 53,747.20 | 56,430.40 | 57,844.80 | 59,300.80 |
| | | | Monthly | 3,510.00 | 3,685.07 | 3,868.80 | 4,062.93 | 4,265.73 | 4,478.93 | 4,702.53 | 4,820.40 | 4,941.73 |
| | | | Hourly | 20.2500 | 21.2600 | 22.3200 | 23.4400 | 24.6100 | 25.8400 | 27.1300 | 27.8100 | 28.5100 |

CITY OF MORENO VALLEY

SALARY SCALE - CAREER POSITIONS

EFFECTIVE 07/06/2024

EXHIBIT C

| TITLE | GRP | GRADE | | | | | | | | | | |
|---------------------------------------|-----|-------|---------|------------|------------|------------|------------|------------|------------|------------|------------|------------|
| | | | | A | B | C | D | E | F | G | H | I |
| | | | | 5.0% | 5.0% | 5.0% | 5.0% | 5.0% | 5.0% | 5.0% | 2.5% | 2.5% |
| Community Services Division Manager | DMG | C30 | Annual | 111,758.40 | 117,353.60 | 123,219.20 | 129,376.00 | 135,844.80 | 142,646.40 | 149,780.80 | 153,524.80 | 157,372.80 |
| | | | Monthly | 9,313.20 | 9,779.47 | 10,268.27 | 10,781.33 | 11,320.40 | 11,887.20 | 12,481.73 | 12,793.73 | 13,114.40 |
| | | | Hourly | 53.7300 | 56.4200 | 59.2400 | 62.2000 | 65.3100 | 68.5800 | 72.0100 | 73.8100 | 75.6600 |
| Community Services Supervisor | PAM | C19 | Annual | 65,332.80 | 68,598.40 | 72,030.40 | 75,628.80 | 79,414.40 | 83,387.20 | 87,547.20 | 89,731.20 | 91,977.60 |
| | | | Monthly | 5,444.40 | 5,716.53 | 6,002.53 | 6,302.40 | 6,617.87 | 6,948.93 | 7,295.60 | 7,477.60 | 7,664.80 |
| | | | Hourly | 31.4100 | 32.9800 | 34.6300 | 36.3600 | 38.1800 | 40.0900 | 42.0900 | 43.1400 | 44.2200 |
| Construction Inspector | NE | C22 | Annual | 75,628.80 | 79,414.40 | 83,387.20 | 87,547.20 | 91,915.20 | 96,512.00 | 101,337.60 | 103,875.20 | 106,475.20 |
| | | | Monthly | 6,302.40 | 6,617.87 | 6,948.93 | 7,295.60 | 7,659.60 | 8,042.67 | 8,444.80 | 8,656.27 | 8,872.93 |
| | | | Hourly | 36.3600 | 38.1800 | 40.0900 | 42.0900 | 44.1900 | 46.4000 | 48.7200 | 49.9400 | 51.1900 |
| Construction Inspector Supervisor | PAM | C25 | Annual | 87,568.00 | 91,956.80 | 96,553.60 | 101,379.20 | 106,454.40 | 111,779.20 | 117,374.40 | 120,307.20 | 123,323.20 |
| | | | Monthly | 7,297.33 | 7,663.07 | 8,046.13 | 8,448.27 | 8,871.20 | 9,314.93 | 9,781.20 | 10,025.60 | 10,276.93 |
| | | | Hourly | 42.1000 | 44.2100 | 46.4200 | 48.7400 | 51.1800 | 53.7400 | 56.4300 | 57.8400 | 59.2900 |
| Crossing Guard Supervisor | NE | C07 | Annual | 38,209.60 | 40,123.20 | 42,120.00 | 44,220.80 | 46,425.60 | 48,755.20 | 51,188.80 | 52,478.40 | 53,788.80 |
| | | | Monthly | 3,184.13 | 3,343.60 | 3,510.00 | 3,685.07 | 3,868.80 | 4,062.93 | 4,265.73 | 4,373.20 | 4,482.40 |
| | | | Hourly | 18.3700 | 19.2900 | 20.2500 | 21.2600 | 22.3200 | 23.4400 | 24.6100 | 25.2300 | 25.8600 |
| Customer Service Manager | PAM | C26 | Annual | 91,936.00 | 96,532.80 | 101,358.40 | 106,433.60 | 111,758.40 | 117,353.60 | 123,219.20 | 126,297.60 | 129,459.20 |
| | | | Monthly | 7,661.33 | 8,044.40 | 8,446.53 | 8,869.47 | 9,313.20 | 9,779.47 | 10,268.27 | 10,524.80 | 10,788.27 |
| | | | Hourly | 44.2000 | 46.4100 | 48.7300 | 51.1700 | 53.7300 | 56.4200 | 59.2400 | 60.7200 | 62.2400 |
| Deputy City Clerk | NE | C17 | Annual | 59,280.00 | 62,254.40 | 65,374.40 | 68,640.00 | 72,072.00 | 75,670.40 | 79,456.00 | 81,452.80 | 83,491.20 |
| | | | Monthly | 4,940.00 | 5,187.87 | 5,447.87 | 5,720.00 | 6,006.00 | 6,305.87 | 6,621.33 | 6,787.73 | 6,957.60 |
| | | | Hourly | 28.5000 | 29.9300 | 31.4300 | 33.0000 | 34.6500 | 36.3800 | 38.2000 | 39.1600 | 40.1400 |
| Deputy City Manager | DMG | C30 | Annual | 111,758.40 | 117,353.60 | 123,219.20 | 129,376.00 | 135,844.80 | 142,646.40 | 149,780.80 | 153,524.80 | 157,372.80 |
| | | | Monthly | 9,313.20 | 9,779.47 | 10,268.27 | 10,781.33 | 11,320.40 | 11,887.20 | 12,481.73 | 12,793.73 | 13,114.40 |
| | | | Hourly | 53.7300 | 56.4200 | 59.2400 | 62.2000 | 65.3100 | 68.5800 | 72.0100 | 73.8100 | 75.6600 |
| Deputy Compliance Director | DMG | C35 | Annual | 153,046.40 | 160,700.80 | 168,729.60 | 177,174.40 | 186,035.20 | 195,332.80 | 205,108.80 | 210,246.40 | 215,508.80 |
| | | | Monthly | 12,753.87 | 13,391.73 | 14,060.80 | 14,764.53 | 15,502.93 | 16,277.73 | 17,092.40 | 17,520.53 | 17,959.07 |
| | | | Hourly | 73.5800 | 77.2600 | 81.1200 | 85.1800 | 89.4400 | 93.9100 | 98.6100 | 101.0800 | 103.6100 |
| Deputy Finance Director | DMG | C34 | Annual | 145,745.60 | 153,025.60 | 160,680.00 | 168,708.80 | 177,153.60 | 186,014.40 | 195,312.00 | 200,200.00 | 205,212.80 |
| | | | Monthly | 12,145.47 | 12,752.13 | 13,390.00 | 14,059.07 | 14,762.80 | 15,501.20 | 16,276.00 | 16,683.33 | 17,101.07 |
| | | | Hourly | 70.0700 | 73.5700 | 77.2500 | 81.1100 | 85.1700 | 89.4300 | 93.9000 | 96.2500 | 98.6600 |
| Economic Development Division Manager | DMG | C30 | Annual | 111,758.40 | 117,353.60 | 123,219.20 | 129,376.00 | 135,844.80 | 142,646.40 | 149,780.80 | 153,524.80 | 157,372.80 |
| | | | Monthly | 9,313.20 | 9,779.47 | 10,268.27 | 10,781.33 | 11,320.40 | 11,887.20 | 12,481.73 | 12,793.73 | 13,114.40 |
| | | | Hourly | 53.7300 | 56.4200 | 59.2400 | 62.2000 | 65.3100 | 68.5800 | 72.0100 | 73.8100 | 75.6600 |
| Electric Utility Assistant Manager | PAM | C34 | Annual | 145,745.60 | 153,025.60 | 160,680.00 | 168,708.80 | 177,153.60 | 186,014.40 | 195,312.00 | 200,200.00 | 205,212.80 |
| | | | Monthly | 12,145.47 | 12,752.13 | 13,390.00 | 14,059.07 | 14,762.80 | 15,501.20 | 16,276.00 | 16,683.33 | 17,101.07 |
| | | | Hourly | 70.0700 | 73.5700 | 77.2500 | 81.1100 | 85.1700 | 89.4300 | 93.9000 | 96.2500 | 98.6600 |
| Electric Utility Division Manager | DMG | C36 | Annual | 168,438.40 | 176,862.40 | 185,702.40 | 194,979.20 | 204,734.40 | 214,968.00 | 225,721.60 | 231,358.40 | 237,140.80 |
| | | | Monthly | 14,036.53 | 14,738.53 | 15,475.20 | 16,248.27 | 17,061.20 | 17,914.00 | 18,810.13 | 19,279.87 | 19,761.73 |
| | | | Hourly | 80.9800 | 85.0300 | 89.2800 | 93.7400 | 98.4300 | 103.3500 | 108.5200 | 111.2300 | 114.0100 |
| Electric Utility Program Coordinator | PAM | C27 | Annual | 96,532.80 | 101,358.40 | 106,433.60 | 111,758.40 | 117,353.60 | 123,219.20 | 129,376.00 | 132,620.80 | 135,928.00 |
| | | | Monthly | 8,044.40 | 8,446.53 | 8,869.47 | 9,313.20 | 9,779.47 | 10,268.27 | 10,781.33 | 11,051.73 | 11,327.33 |
| | | | Hourly | 46.4100 | 48.7300 | 51.1700 | 53.7300 | 56.4200 | 59.2400 | 62.2000 | 63.7600 | 65.3500 |

CITY OF MORENO VALLEY

SALARY SCALE - CAREER POSITIONS

EFFECTIVE 07/06/2024

EXHIBIT C

| TITLE | GRP | GRADE | | | | | | | | | | | |
|---|-----|-------|---------|------------|------------|------------|------------|------------|------------|------------|------------|------------|--|
| | | | | A | B | C | D | E | F | G | H | I | |
| | | | | 5.0% | 5.0% | 5.0% | 5.0% | 5.0% | 5.0% | 5.0% | 2.5% | 2.5% | |
| Emergency Management Coordinator | PAM | C22 | Annual | 75,628.80 | 79,414.40 | 83,387.20 | 87,547.20 | 91,915.20 | 96,512.00 | 101,337.60 | 103,875.20 | 106,475.20 | |
| | | | Monthly | 6,302.40 | 6,617.87 | 6,948.93 | 7,295.60 | 7,659.60 | 8,042.67 | 8,444.80 | 8,656.27 | 8,872.93 | |
| | | | Hourly | 36.3600 | 38.1800 | 40.0900 | 42.0900 | 44.1900 | 46.4000 | 48.7200 | 49.9400 | 51.1900 | |
| Emergency Management & Volunteer Services Program Manager | DMG | C30 | Annual | 111,758.40 | 117,353.60 | 123,219.20 | 129,376.00 | 135,844.80 | 142,646.40 | 149,780.80 | 153,524.80 | 157,372.80 | |
| | | | Monthly | 9,313.20 | 9,779.47 | 10,268.27 | 10,781.33 | 11,320.40 | 11,887.20 | 12,481.73 | 12,793.73 | 13,114.40 | |
| | | | Hourly | 53.7300 | 56.4200 | 59.2400 | 62.2000 | 65.3100 | 68.5800 | 72.0100 | 73.8100 | 75.6600 | |
| Engineering Division Manager/Assistant City Engineer | DMG | C34 | Annual | 145,745.60 | 153,025.60 | 160,680.00 | 168,708.80 | 177,153.60 | 186,014.40 | 195,312.00 | 200,200.00 | 205,212.80 | |
| | | | Monthly | 12,145.47 | 12,752.13 | 13,390.00 | 14,059.07 | 14,762.80 | 15,501.20 | 16,276.00 | 16,683.33 | 17,101.07 | |
| | | | Hourly | 70.0700 | 73.5700 | 77.2500 | 81.1100 | 85.1700 | 89.4300 | 93.9000 | 96.2500 | 98.6600 | |
| Enterprise Systems Administrator | PAM | C31 | Annual | 117,332.80 | 123,198.40 | 129,355.20 | 135,824.00 | 142,625.60 | 149,760.00 | 157,248.00 | 161,179.20 | 165,214.40 | |
| | | | Monthly | 9,777.73 | 10,266.53 | 10,779.60 | 11,318.67 | 11,885.47 | 12,480.00 | 13,104.00 | 13,431.60 | 13,767.87 | |
| | | | Hourly | 56.4100 | 59.2300 | 62.1900 | 65.3000 | 68.5700 | 72.0000 | 75.6000 | 77.4900 | 79.4300 | |
| Equipment Operator | NE | C17 | Annual | 59,280.00 | 62,254.40 | 65,374.40 | 68,640.00 | 72,072.00 | 75,670.40 | 79,456.00 | 81,452.80 | 83,491.20 | |
| | | | Monthly | 4,940.00 | 5,187.87 | 5,447.87 | 5,720.00 | 6,006.00 | 6,305.87 | 6,621.33 | 6,787.73 | 6,957.60 | |
| | | | Hourly | 28.5000 | 29.9300 | 31.4300 | 33.0000 | 34.6500 | 36.3800 | 38.2000 | 39.1600 | 40.1400 | |
| Executive Assistant I | NE | C19 | Annual | 65,332.80 | 68,598.40 | 72,030.40 | 75,628.80 | 79,414.40 | 83,387.20 | 87,547.20 | 89,731.20 | 91,977.60 | |
| | | | Monthly | 5,444.40 | 5,716.53 | 6,002.53 | 6,302.40 | 6,617.87 | 6,948.93 | 7,295.60 | 7,477.60 | 7,664.80 | |
| | | | Hourly | 31.4100 | 32.9800 | 34.6300 | 36.3600 | 38.1800 | 40.0900 | 42.0900 | 43.1400 | 44.2200 | |
| Executive Assistant to Mayor/City Council | DMG | C30 | Annual | 111,758.40 | 117,353.60 | 123,219.20 | 129,376.00 | 135,844.80 | 142,646.40 | 149,780.80 | 153,524.80 | 157,372.80 | |
| | | | Monthly | 9,313.20 | 9,779.47 | 10,268.27 | 10,781.33 | 11,320.40 | 11,887.20 | 12,481.73 | 12,793.73 | 13,114.40 | |
| | | | Hourly | 53.7300 | 56.4200 | 59.2400 | 62.2000 | 65.3100 | 68.5800 | 72.0100 | 73.8100 | 75.6600 | |
| Facilities Maintenance Mechanic | NE | C15 | Annual | 53,768.00 | 56,451.20 | 59,280.00 | 62,254.40 | 65,374.40 | 68,640.00 | 72,072.00 | 73,881.60 | 75,732.80 | |
| | | | Monthly | 4,480.67 | 4,704.27 | 4,940.00 | 5,187.87 | 5,447.87 | 5,720.00 | 6,006.00 | 6,156.80 | 6,311.07 | |
| | | | Hourly | 25.8500 | 27.1400 | 28.5000 | 29.9300 | 31.4300 | 33.0000 | 34.6500 | 35.5200 | 36.4100 | |
| Facilities Maintenance Worker | NE | C13 | Annual | 48,755.20 | 51,188.80 | 53,747.20 | 56,430.40 | 59,259.20 | 62,212.80 | 65,332.80 | 66,976.00 | 68,660.80 | |
| | | | Monthly | 4,062.93 | 4,265.73 | 4,478.93 | 4,702.53 | 4,938.27 | 5,184.40 | 5,444.40 | 5,581.33 | 5,721.73 | |
| | | | Hourly | 23.4400 | 24.6100 | 25.8400 | 27.1300 | 28.4900 | 29.9100 | 31.4100 | 32.2000 | 33.0100 | |
| Financial Operations Division Manager | DMG | C33 | Annual | 135,574.40 | 142,355.20 | 149,468.80 | 156,936.00 | 164,777.60 | 173,014.40 | 181,667.20 | 186,201.60 | 190,860.80 | |
| | | | Monthly | 11,297.87 | 11,862.93 | 12,455.73 | 13,078.00 | 13,731.47 | 14,417.87 | 15,138.93 | 15,516.80 | 15,905.07 | |
| | | | Hourly | 65.1800 | 68.4400 | 71.8600 | 75.4500 | 79.2200 | 83.1800 | 87.3400 | 89.5200 | 91.7600 | |
| Financial Resources Division Manager | DMG | C33 | Annual | 135,574.40 | 142,355.20 | 149,468.80 | 156,936.00 | 164,777.60 | 173,014.40 | 181,667.20 | 186,201.60 | 190,860.80 | |
| | | | Monthly | 11,297.87 | 11,862.93 | 12,455.73 | 13,078.00 | 13,731.47 | 14,417.87 | 15,138.93 | 15,516.80 | 15,905.07 | |
| | | | Hourly | 65.1800 | 68.4400 | 71.8600 | 75.4500 | 79.2200 | 83.1800 | 87.3400 | 89.5200 | 91.7600 | |
| Fleet & Facilities Division Manager | DMG | C31 | Annual | 117,332.80 | 123,198.40 | 129,355.20 | 135,824.00 | 142,625.60 | 149,760.00 | 157,248.00 | 161,179.20 | 165,214.40 | |
| | | | Monthly | 9,777.73 | 10,266.53 | 10,779.60 | 11,318.67 | 11,885.47 | 12,480.00 | 13,104.00 | 13,431.60 | 13,767.87 | |
| | | | Hourly | 56.4100 | 59.2300 | 62.1900 | 65.3000 | 68.5700 | 72.0000 | 75.6000 | 77.4900 | 79.4300 | |
| Fleet & Facilities Maintenance Supervisor | PAM | C27 | Annual | 96,532.80 | 101,358.40 | 106,433.60 | 111,758.40 | 117,353.60 | 123,219.20 | 129,376.00 | 132,620.80 | 135,928.00 | |
| | | | Monthly | 8,044.40 | 8,446.53 | 8,869.47 | 9,313.20 | 9,779.47 | 10,268.27 | 10,781.33 | 11,051.73 | 11,327.33 | |
| | | | Hourly | 46.4100 | 48.7300 | 51.1700 | 53.7300 | 56.4200 | 59.2400 | 62.2000 | 63.7600 | 65.3500 | |
| GIS Administrator | PAM | C29 | Annual | 106,412.80 | 111,737.60 | 117,332.80 | 123,198.40 | 129,355.20 | 135,824.00 | 142,625.60 | 146,182.40 | 149,843.20 | |
| | | | Monthly | 8,867.73 | 9,311.47 | 9,777.73 | 10,266.53 | 10,779.60 | 11,318.67 | 11,885.47 | 12,181.87 | 12,486.93 | |
| | | | Hourly | 51.1600 | 53.7200 | 56.4100 | 59.2300 | 62.1900 | 65.3000 | 68.5700 | 70.2800 | 72.0400 | |

CITY OF MORENO VALLEY

SALARY SCALE - CAREER POSITIONS

EFFECTIVE 07/06/2024

EXHIBIT C

| TITLE | GRP | GRADE | | | | | | | | | | |
|---|-----|-------|---------|------------|------------|------------|------------|------------|------------|------------|------------|------------|
| | | | | A | B | C | D | E | F | G | H | I |
| | | | | 5.0% | 5.0% | 5.0% | 5.0% | 5.0% | 5.0% | 5.0% | 2.5% | 2.5% |
| GIS Applications Analyst | PAM | C25 | Annual | 87,568.00 | 91,956.80 | 96,553.60 | 101,379.20 | 106,454.40 | 111,779.20 | 117,374.40 | 120,307.20 | 123,323.20 |
| | | | Monthly | 7,297.33 | 7,663.07 | 8,046.13 | 8,448.27 | 8,871.20 | 9,314.93 | 9,781.20 | 10,025.60 | 10,276.93 |
| | | | Hourly | 42.1000 | 44.2100 | 46.4200 | 48.7400 | 51.1800 | 53.7400 | 56.4300 | 57.8400 | 59.2900 |
| Grants Division Manager | DMG | C33 | Annual | 135,574.40 | 142,355.20 | 149,468.80 | 156,936.00 | 164,777.60 | 173,014.40 | 181,667.20 | 186,201.60 | 190,860.80 |
| | | | Monthly | 11,297.87 | 11,862.93 | 12,455.73 | 13,078.00 | 13,731.47 | 14,417.87 | 15,138.93 | 15,516.80 | 15,905.07 |
| | | | Hourly | 65.1800 | 68.4400 | 71.8600 | 75.4500 | 79.2200 | 83.1800 | 87.3400 | 89.5200 | 91.7600 |
| Human Resources Analyst | PAM | C24 | Annual | 83,387.20 | 87,547.20 | 91,915.20 | 96,512.00 | 101,337.60 | 106,412.80 | 111,737.60 | 114,524.80 | 117,395.20 |
| | | | Monthly | 6,948.93 | 7,295.60 | 7,659.60 | 8,042.67 | 8,444.80 | 8,867.73 | 9,311.47 | 9,543.73 | 9,782.93 |
| | | | Hourly | 40.0900 | 42.0900 | 44.1900 | 46.4000 | 48.7200 | 51.1600 | 53.7200 | 55.0600 | 56.4400 |
| Human Resources Division Manager | DMG | C34 | Annual | 145,745.60 | 153,025.60 | 160,680.00 | 168,708.80 | 177,153.60 | 186,014.40 | 195,312.00 | 200,200.00 | 205,212.80 |
| | | | Monthly | 12,145.47 | 12,752.13 | 13,390.00 | 14,059.07 | 14,762.80 | 15,501.20 | 16,276.00 | 16,683.33 | 17,101.07 |
| | | | Hourly | 70.0700 | 73.5700 | 77.2500 | 81.1100 | 85.1700 | 89.4300 | 93.9000 | 96.2500 | 98.6600 |
| Human Resources Technician | NE | C22 | Annual | 75,628.80 | 79,414.40 | 83,387.20 | 87,547.20 | 91,915.20 | 96,512.00 | 101,337.60 | 103,875.20 | 106,475.20 |
| | | | Monthly | 6,302.40 | 6,617.87 | 6,948.93 | 7,295.60 | 7,659.60 | 8,042.67 | 8,444.80 | 8,656.27 | 8,872.93 |
| | | | Hourly | 36.3600 | 38.1800 | 40.0900 | 42.0900 | 44.1900 | 46.4000 | 48.7200 | 49.9400 | 51.1900 |
| Information Technology Technician | NE | C20 | Annual | 68,598.40 | 72,030.40 | 75,628.80 | 79,414.40 | 83,387.20 | 87,547.20 | 91,915.20 | 94,203.20 | 96,553.60 |
| | | | Monthly | 5,716.53 | 6,002.53 | 6,302.40 | 6,617.87 | 6,948.93 | 7,295.60 | 7,659.60 | 7,850.27 | 8,046.13 |
| | | | Hourly | 32.9800 | 34.6300 | 36.3600 | 38.1800 | 40.0900 | 42.0900 | 44.1900 | 45.2900 | 46.4200 |
| Landscape Services Inspector | NE | C18 | Annual | 62,233.60 | 65,353.60 | 68,619.20 | 72,051.20 | 75,649.60 | 79,435.20 | 83,408.00 | 85,488.00 | 87,630.40 |
| | | | Monthly | 5,186.13 | 5,446.13 | 5,718.27 | 6,004.27 | 6,304.13 | 6,619.60 | 6,950.67 | 7,124.00 | 7,302.53 |
| | | | Hourly | 29.9200 | 31.4200 | 32.9900 | 34.6400 | 36.3700 | 38.1900 | 40.1000 | 41.1000 | 42.1300 |
| Lead Facilities Maintenance Worker | NE | C18 | Annual | 62,233.60 | 65,353.60 | 68,619.20 | 72,051.20 | 75,649.60 | 79,435.20 | 83,408.00 | 85,488.00 | 87,630.40 |
| | | | Monthly | 5,186.13 | 5,446.13 | 5,718.27 | 6,004.27 | 6,304.13 | 6,619.60 | 6,950.67 | 7,124.00 | 7,302.53 |
| | | | Hourly | 29.9200 | 31.4200 | 32.9900 | 34.6400 | 36.3700 | 38.1900 | 40.1000 | 41.1000 | 42.1300 |
| Lead Maintenance Worker | NE | C19 | Annual | 65,332.80 | 68,598.40 | 72,030.40 | 75,628.80 | 79,414.40 | 83,387.20 | 87,547.20 | 89,731.20 | 91,977.60 |
| | | | Monthly | 5,444.40 | 5,716.53 | 6,002.53 | 6,302.40 | 6,617.87 | 6,948.93 | 7,295.60 | 7,477.60 | 7,664.80 |
| | | | Hourly | 31.4100 | 32.9800 | 34.6300 | 36.3600 | 38.1800 | 40.0900 | 42.0900 | 43.1400 | 44.2200 |
| Lead Parks Maintenance Worker | NE | C15 | Annual | 53,768.00 | 56,451.20 | 59,280.00 | 62,254.40 | 65,374.40 | 68,640.00 | 72,072.00 | 73,881.60 | 75,732.80 |
| | | | Monthly | 4,480.67 | 4,704.27 | 4,940.00 | 5,187.87 | 5,447.87 | 5,720.00 | 6,006.00 | 6,156.80 | 6,311.07 |
| | | | Hourly | 25.8500 | 27.1400 | 28.5000 | 29.9300 | 31.4300 | 33.0000 | 34.6500 | 35.5200 | 36.4100 |
| Lead Traffic Sign/Marking Technician | NE | C18 | Annual | 62,233.60 | 65,353.60 | 68,619.20 | 72,051.20 | 75,649.60 | 79,435.20 | 83,408.00 | 85,488.00 | 87,630.40 |
| | | | Monthly | 5,186.13 | 5,446.13 | 5,718.27 | 6,004.27 | 6,304.13 | 6,619.60 | 6,950.67 | 7,124.00 | 7,302.53 |
| | | | Hourly | 29.9200 | 31.4200 | 32.9900 | 34.6400 | 36.3700 | 38.1900 | 40.1000 | 41.1000 | 42.1300 |
| Lead Vehicle/Equipment Technician | NE | C19 | Annual | 65,332.80 | 68,598.40 | 72,030.40 | 75,628.80 | 79,414.40 | 83,387.20 | 87,547.20 | 89,731.20 | 91,977.60 |
| | | | Monthly | 5,444.40 | 5,716.53 | 6,002.53 | 6,302.40 | 6,617.87 | 6,948.93 | 7,295.60 | 7,477.60 | 7,664.80 |
| | | | Hourly | 31.4100 | 32.9800 | 34.6300 | 36.3600 | 38.1800 | 40.0900 | 42.0900 | 43.1400 | 44.2200 |
| Maintenance & Operations Division Manager | DMG | C31 | Annual | 117,332.80 | 123,198.40 | 129,355.20 | 135,824.00 | 142,625.60 | 149,760.00 | 157,248.00 | 161,179.20 | 165,214.40 |
| | | | Monthly | 9,777.73 | 10,266.53 | 10,779.60 | 11,318.67 | 11,885.47 | 12,480.00 | 13,104.00 | 13,431.60 | 13,767.87 |
| | | | Hourly | 56.4100 | 59.2300 | 62.1900 | 65.3000 | 68.5700 | 72.0000 | 75.6000 | 77.4900 | 79.4300 |
| Maintenance Worker I | NE | C12 | Annual | 46,446.40 | 48,776.00 | 51,209.60 | 53,768.00 | 56,451.20 | 59,280.00 | 62,254.40 | 63,814.40 | 65,416.00 |
| | | | Monthly | 3,870.53 | 4,064.67 | 4,267.47 | 4,480.67 | 4,704.27 | 4,940.00 | 5,187.87 | 5,317.87 | 5,451.33 |
| | | | Hourly | 22.3300 | 23.4500 | 24.6200 | 25.8500 | 27.1400 | 28.5000 | 29.9300 | 30.6800 | 31.4500 |

CITY OF MORENO VALLEY

SALARY SCALE - CAREER POSITIONS

EFFECTIVE 07/06/2024

EXHIBIT C

| TITLE | GRP | GRADE | | | | | | | | | | | |
|---|-----|-------|---------|------------|------------|------------|------------|------------|------------|------------|------------|------------|--|
| | | | | A | B | C | D | E | F | G | H | I | |
| | | | | 5.0% | 5.0% | 5.0% | 5.0% | 5.0% | 5.0% | 5.0% | 2.5% | 2.5% | |
| Maintenance Worker II | NE | C15 | Annual | 53,768.00 | 56,451.20 | 59,280.00 | 62,254.40 | 65,374.40 | 68,640.00 | 72,072.00 | 73,881.60 | 75,732.80 | |
| | | | Monthly | 4,480.67 | 4,704.27 | 4,940.00 | 5,187.87 | 5,447.87 | 5,720.00 | 6,006.00 | 6,156.80 | 6,311.07 | |
| | | | Hourly | 25.8500 | 27.1400 | 28.5000 | 29.9300 | 31.4300 | 33.0000 | 34.6500 | 35.5200 | 36.4100 | |
| Maintenance Worker/Work Release Coordinator | NE | C16 | Annual | 56,451.20 | 59,280.00 | 62,254.40 | 65,374.40 | 68,640.00 | 72,072.00 | 75,670.40 | 77,563.20 | 79,497.60 | |
| | | | Monthly | 4,704.27 | 4,940.00 | 5,187.87 | 5,447.87 | 5,720.00 | 6,006.00 | 6,305.87 | 6,463.60 | 6,624.80 | |
| | | | Hourly | 27.1400 | 28.5000 | 29.9300 | 31.4300 | 33.0000 | 34.6500 | 36.3800 | 37.2900 | 38.2200 | |
| Management Aide | NE | C18 | Annual | 62,233.60 | 65,353.60 | 68,619.20 | 72,051.20 | 75,649.60 | 79,435.20 | 83,408.00 | 85,488.00 | 87,630.40 | |
| | | | Monthly | 5,186.13 | 5,446.13 | 5,718.27 | 6,004.27 | 6,304.13 | 6,619.60 | 6,950.67 | 7,124.00 | 7,302.53 | |
| | | | Hourly | 29.9200 | 31.4200 | 32.9900 | 34.6400 | 36.3700 | 38.1900 | 40.1000 | 41.1000 | 42.1300 | |
| Management Analyst | PAM | C24 | Annual | 83,387.20 | 87,547.20 | 91,915.20 | 96,512.00 | 101,337.60 | 106,412.80 | 111,737.60 | 114,524.80 | 117,395.20 | |
| | | | Monthly | 6,948.93 | 7,295.60 | 7,659.60 | 8,042.67 | 8,444.80 | 8,867.73 | 9,311.47 | 9,543.73 | 9,782.93 | |
| | | | Hourly | 40.0900 | 42.0900 | 44.1900 | 46.4000 | 48.7200 | 51.1600 | 53.7200 | 55.0600 | 56.4400 | |
| Management Assistant | PAM | C22 | Annual | 75,628.80 | 79,414.40 | 83,387.20 | 87,547.20 | 91,915.20 | 96,512.00 | 101,337.60 | 103,875.20 | 106,475.20 | |
| | | | Monthly | 6,302.40 | 6,617.87 | 6,948.93 | 7,295.60 | 7,659.60 | 8,042.67 | 8,444.80 | 8,656.27 | 8,872.93 | |
| | | | Hourly | 36.3600 | 38.1800 | 40.0900 | 42.0900 | 44.1900 | 46.4000 | 48.7200 | 49.9400 | 51.1900 | |
| Media & Communications Division Manager | DMG | C33 | Annual | 135,574.40 | 142,355.20 | 149,468.80 | 156,936.00 | 164,777.60 | 173,014.40 | 181,667.20 | 186,201.60 | 190,860.80 | |
| | | | Monthly | 11,297.87 | 11,862.93 | 12,455.73 | 13,078.00 | 13,731.47 | 14,417.87 | 15,138.93 | 15,516.80 | 15,905.07 | |
| | | | Hourly | 65.1800 | 68.4400 | 71.8600 | 75.4500 | 79.2200 | 83.1800 | 87.3400 | 89.5200 | 91.7600 | |
| Network Administrator | PAM | C31 | Annual | 117,332.80 | 123,198.40 | 129,355.20 | 135,824.00 | 142,625.60 | 149,760.00 | 157,248.00 | 161,179.20 | 165,214.40 | |
| | | | Monthly | 9,777.73 | 10,266.53 | 10,779.60 | 11,318.67 | 11,885.47 | 12,480.00 | 13,104.00 | 13,431.60 | 13,767.87 | |
| | | | Hourly | 56.4100 | 59.2300 | 62.1900 | 65.3000 | 68.5700 | 72.0000 | 75.6000 | 77.4900 | 79.4300 | |
| Network & Systems Specialist | PAM | C24 | Annual | 83,387.20 | 87,547.20 | 91,915.20 | 96,512.00 | 101,337.60 | 106,412.80 | 111,737.60 | 114,524.80 | 117,395.20 | |
| | | | Monthly | 6,948.93 | 7,295.60 | 7,659.60 | 8,042.67 | 8,444.80 | 8,867.73 | 9,311.47 | 9,543.73 | 9,782.93 | |
| | | | Hourly | 40.0900 | 42.0900 | 44.1900 | 46.4000 | 48.7200 | 51.1600 | 53.7200 | 55.0600 | 56.4400 | |
| Paralegal | NE | C20 | Annual | 68,598.40 | 72,030.40 | 75,628.80 | 79,414.40 | 83,387.20 | 87,547.20 | 91,915.20 | 94,203.20 | 96,553.60 | |
| | | | Monthly | 5,716.53 | 6,002.53 | 6,302.40 | 6,617.87 | 6,948.93 | 7,295.60 | 7,659.60 | 7,850.27 | 8,046.13 | |
| | | | Hourly | 32.9800 | 34.6300 | 36.3600 | 38.1800 | 40.0900 | 42.0900 | 44.1900 | 45.2900 | 46.4200 | |
| Park Ranger | NE | C16 | Annual | 56,451.20 | 59,280.00 | 62,254.40 | 65,374.40 | 68,640.00 | 72,072.00 | 75,670.40 | 77,563.20 | 79,497.60 | |
| | | | Monthly | 4,704.27 | 4,940.00 | 5,187.87 | 5,447.87 | 5,720.00 | 6,006.00 | 6,305.87 | 6,463.60 | 6,624.80 | |
| | | | Hourly | 27.1400 | 28.5000 | 29.9300 | 31.4300 | 33.0000 | 34.6500 | 36.3800 | 37.2900 | 38.2200 | |
| Parking Control Officer | NE | C12 | Annual | 46,446.40 | 48,776.00 | 51,209.60 | 53,768.00 | 56,451.20 | 59,280.00 | 62,254.40 | 63,814.40 | 65,416.00 | |
| | | | Monthly | 3,870.53 | 4,064.67 | 4,267.47 | 4,480.67 | 4,704.27 | 4,940.00 | 5,187.87 | 5,317.87 | 5,451.33 | |
| | | | Hourly | 22.3300 | 23.4500 | 24.6200 | 25.8500 | 27.1400 | 28.5000 | 29.9300 | 30.6800 | 31.4500 | |
| Parks & Community Services Administration & Financial Services Division Manager | DMG | C30 | Annual | 111,758.40 | 117,353.60 | 123,219.20 | 129,376.00 | 135,844.80 | 142,646.40 | 149,780.80 | 153,524.80 | 157,372.80 | |
| | | | Monthly | 9,313.20 | 9,779.47 | 10,268.27 | 10,781.33 | 11,320.40 | 11,887.20 | 12,481.73 | 12,793.73 | 13,114.40 | |
| | | | Hourly | 53.7300 | 56.4200 | 59.2400 | 62.2000 | 65.3100 | 68.5800 | 72.0100 | 73.8100 | 75.6600 | |
| Parks & Landscape Services Division Manager | DMG | C31 | Annual | 117,332.80 | 123,198.40 | 129,355.20 | 135,824.00 | 142,625.60 | 149,760.00 | 157,248.00 | 161,179.20 | 165,214.40 | |
| | | | Monthly | 9,777.73 | 10,266.53 | 10,779.60 | 11,318.67 | 11,885.47 | 12,480.00 | 13,104.00 | 13,431.60 | 13,767.87 | |
| | | | Hourly | 56.4100 | 59.2300 | 62.1900 | 65.3000 | 68.5700 | 72.0000 | 75.6000 | 77.4900 | 79.4300 | |
| Parks Maintenance Supervisor | PAM | C25 | Annual | 87,568.00 | 91,956.80 | 96,553.60 | 101,379.20 | 106,454.40 | 111,779.20 | 117,374.40 | 120,307.20 | 123,323.20 | |
| | | | Monthly | 7,297.33 | 7,663.07 | 8,046.13 | 8,448.27 | 8,871.20 | 9,314.93 | 9,781.20 | 10,025.60 | 10,276.93 | |
| | | | Hourly | 42.1000 | 44.2100 | 46.4200 | 48.7400 | 51.1800 | 53.7400 | 56.4300 | 57.8400 | 59.2900 | |

CITY OF MORENO VALLEY

SALARY SCALE - CAREER POSITIONS

EFFECTIVE 07/06/2024

EXHIBIT C

| TITLE | GRP | GRADE | | | | | | | | | | |
|--|-----|-------|---------|------------|------------|------------|------------|------------|------------|------------|------------|------------|
| | | | | A | B | C | D | E | F | G | H | I |
| | | | | 5.0% | 5.0% | 5.0% | 5.0% | 5.0% | 5.0% | 5.0% | 2.5% | 2.5% |
| Parks Maintenance Worker | NE | C12 | Annual | 46,446.40 | 48,776.00 | 51,209.60 | 53,768.00 | 56,451.20 | 59,280.00 | 62,254.40 | 63,814.40 | 65,416.00 |
| | | | Monthly | 3,870.53 | 4,064.67 | 4,267.47 | 4,480.67 | 4,704.27 | 4,940.00 | 5,187.87 | 5,317.87 | 5,451.33 |
| | | | Hourly | 22.3300 | 23.4500 | 24.6200 | 25.8500 | 27.1400 | 28.5000 | 29.9300 | 30.6800 | 31.4500 |
| Parks Project Manager | PAM | C25 | Annual | 87,568.00 | 91,956.80 | 96,553.60 | 101,379.20 | 106,454.40 | 111,779.20 | 117,374.40 | 120,307.20 | 123,323.20 |
| | | | Monthly | 7,297.33 | 7,663.07 | 8,046.13 | 8,448.27 | 8,871.20 | 9,314.93 | 9,781.20 | 10,025.60 | 10,276.93 |
| | | | Hourly | 42.1000 | 44.2100 | 46.4200 | 48.7400 | 51.1800 | 53.7400 | 56.4300 | 57.8400 | 59.2900 |
| Payroll Division Manager | DMG | C32 | Annual | 126,131.20 | 132,433.60 | 139,048.00 | 145,995.20 | 153,296.00 | 160,971.20 | 169,020.80 | 173,243.20 | 177,569.60 |
| | | | Monthly | 10,510.93 | 11,036.13 | 11,587.33 | 12,166.27 | 12,774.67 | 13,414.27 | 14,085.07 | 14,436.93 | 14,797.47 |
| | | | Hourly | 60.6400 | 63.6700 | 66.8500 | 70.1900 | 73.7000 | 77.3900 | 81.2600 | 83.2900 | 85.3700 |
| Permit Technician | NE | C18 | Annual | 62,233.60 | 65,353.60 | 68,619.20 | 72,051.20 | 75,649.60 | 79,435.20 | 83,408.00 | 85,488.00 | 87,630.40 |
| | | | Monthly | 5,186.13 | 5,446.13 | 5,718.27 | 6,004.27 | 6,304.13 | 6,619.60 | 6,950.67 | 7,124.00 | 7,302.53 |
| | | | Hourly | 29.9200 | 31.4200 | 32.9900 | 34.6400 | 36.3700 | 38.1900 | 40.1000 | 41.1000 | 42.1300 |
| Planning Division Manager/Official | DMG | C34 | Annual | 145,745.60 | 153,025.60 | 160,680.00 | 168,708.80 | 177,153.60 | 186,014.40 | 195,312.00 | 200,200.00 | 205,212.80 |
| | | | Monthly | 12,145.47 | 12,752.13 | 13,390.00 | 14,059.07 | 14,762.80 | 15,501.20 | 16,276.00 | 16,683.33 | 17,101.07 |
| | | | Hourly | 70.0700 | 73.5700 | 77.2500 | 81.1100 | 85.1700 | 89.4300 | 93.9000 | 96.2500 | 98.6600 |
| Power Supply Manager | PAM | C32 | Annual | 126,131.20 | 132,433.60 | 139,048.00 | 145,995.20 | 153,296.00 | 160,971.20 | 169,020.80 | 173,243.20 | 177,569.60 |
| | | | Monthly | 10,510.93 | 11,036.13 | 11,587.33 | 12,166.27 | 12,774.67 | 13,414.27 | 14,085.07 | 14,436.93 | 14,797.47 |
| | | | Hourly | 60.6400 | 63.6700 | 66.8500 | 70.1900 | 73.7000 | 77.3900 | 81.2600 | 83.2900 | 85.3700 |
| Principal Accountant | PAM | C28 | Annual | 101,358.40 | 106,433.60 | 111,758.40 | 117,353.60 | 123,219.20 | 129,376.00 | 135,844.80 | 139,235.20 | 142,708.80 |
| | | | Monthly | 8,446.53 | 8,869.47 | 9,313.20 | 9,779.47 | 10,268.27 | 10,781.33 | 11,320.40 | 11,602.93 | 11,892.40 |
| | | | Hourly | 48.7300 | 51.1700 | 53.7300 | 56.4200 | 59.2400 | 62.2000 | 65.3100 | 66.9400 | 68.6100 |
| Principal Engineer | DMG | C33 | Annual | 135,574.40 | 142,355.20 | 149,468.80 | 156,936.00 | 164,777.60 | 173,014.40 | 181,667.20 | 186,201.60 | 190,860.80 |
| | | | Monthly | 11,297.87 | 11,862.93 | 12,455.73 | 13,078.00 | 13,731.47 | 14,417.87 | 15,138.93 | 15,516.80 | 15,905.07 |
| | | | Hourly | 65.1800 | 68.4400 | 71.8600 | 75.4500 | 79.2200 | 83.1800 | 87.3400 | 89.5200 | 91.7600 |
| Principal Engineer/City Traffic Engineer | DMG | C33 | Annual | 135,574.40 | 142,355.20 | 149,468.80 | 156,936.00 | 164,777.60 | 173,014.40 | 181,667.20 | 186,201.60 | 190,860.80 |
| | | | Monthly | 11,297.87 | 11,862.93 | 12,455.73 | 13,078.00 | 13,731.47 | 14,417.87 | 15,138.93 | 15,516.80 | 15,905.07 |
| | | | Hourly | 65.1800 | 68.4400 | 71.8600 | 75.4500 | 79.2200 | 83.1800 | 87.3400 | 89.5200 | 91.7600 |
| Principal Planner | PAM | C33 | Annual | 135,574.40 | 142,355.20 | 149,468.80 | 156,936.00 | 164,777.60 | 173,014.40 | 181,667.20 | 186,201.60 | 190,860.80 |
| | | | Monthly | 11,297.87 | 11,862.93 | 12,455.73 | 13,078.00 | 13,731.47 | 14,417.87 | 15,138.93 | 15,516.80 | 15,905.07 |
| | | | Hourly | 65.1800 | 68.4400 | 71.8600 | 75.4500 | 79.2200 | 83.1800 | 87.3400 | 89.5200 | 91.7600 |
| Program Analyst | PAM | C24 | Annual | 83,387.20 | 87,547.20 | 91,915.20 | 96,512.00 | 101,337.60 | 106,412.80 | 111,737.60 | 114,524.80 | 117,395.20 |
| | | | Monthly | 6,948.93 | 7,295.60 | 7,659.60 | 8,042.67 | 8,444.80 | 8,867.73 | 9,311.47 | 9,543.73 | 9,782.93 |
| | | | Hourly | 40.0900 | 42.0900 | 44.1900 | 46.4000 | 48.7200 | 51.1600 | 53.7200 | 55.0600 | 56.4400 |
| Public Information/Intergovernmental Relations Officer | PAM | C28 | Annual | 101,358.40 | 106,433.60 | 111,758.40 | 117,353.60 | 123,219.20 | 129,376.00 | 135,844.80 | 139,235.20 | 142,708.80 |
| | | | Monthly | 8,446.53 | 8,869.47 | 9,313.20 | 9,779.47 | 10,268.27 | 10,781.33 | 11,320.40 | 11,602.93 | 11,892.40 |
| | | | Hourly | 48.7300 | 51.1700 | 53.7300 | 56.4200 | 59.2400 | 62.2000 | 65.3100 | 66.9400 | 68.6100 |
| Public Safety Contracts Administrator | DMG | C30 | Annual | 111,758.40 | 117,353.60 | 123,219.20 | 129,376.00 | 135,844.80 | 142,646.40 | 149,780.80 | 153,524.80 | 157,372.80 |
| | | | Monthly | 9,313.20 | 9,779.47 | 10,268.27 | 10,781.33 | 11,320.40 | 11,887.20 | 12,481.73 | 12,793.73 | 13,114.40 |
| | | | Hourly | 53.7300 | 56.4200 | 59.2400 | 62.2000 | 65.3100 | 68.5800 | 72.0100 | 73.8100 | 75.6600 |
| Purchasing Division Manager | DMG | C32 | Annual | 126,131.20 | 132,433.60 | 139,048.00 | 145,995.20 | 153,296.00 | 160,971.20 | 169,020.80 | 173,243.20 | 177,569.60 |
| | | | Monthly | 10,510.93 | 11,036.13 | 11,587.33 | 12,166.27 | 12,774.67 | 13,414.27 | 14,085.07 | 14,436.93 | 14,797.47 |
| | | | Hourly | 60.6400 | 63.6700 | 66.8500 | 70.1900 | 73.7000 | 77.3900 | 81.2600 | 83.2900 | 85.3700 |

CITY OF MORENO VALLEY

SALARY SCALE - CAREER POSITIONS

EFFECTIVE 07/06/2024

EXHIBIT C

| TITLE | GRP | GRADE | | | | | | | | | | |
|--------------------------------------|-----|-------|---------|------------|------------|------------|------------|------------|------------|------------|------------|------------|
| | | | | A | B | C | D | E | F | G | H | I |
| | | | | 5.0% | | 5.0% | 5.0% | 5.0% | 5.0% | 5.0% | 2.5% | 2.5% |
| Recycling Specialist | NE | C16 | Annual | 56,451.20 | 59,280.00 | 62,254.40 | 65,374.40 | 68,640.00 | 72,072.00 | 75,670.40 | 77,563.20 | 79,497.60 |
| | | | Monthly | 4,704.27 | 4,940.00 | 5,187.87 | 5,447.87 | 5,720.00 | 6,006.00 | 6,305.87 | 6,463.60 | 6,624.80 |
| | | | Hourly | 27.1400 | 28.5000 | 29.9300 | 31.4300 | 33.0000 | 34.6500 | 36.3800 | 37.2900 | 38.2200 |
| Registered Veterinary Technician | NE | C16 | Annual | 56,451.20 | 59,280.00 | 62,254.40 | 65,374.40 | 68,640.00 | 72,072.00 | 75,670.40 | 77,563.20 | 79,497.60 |
| | | | Monthly | 4,704.27 | 4,940.00 | 5,187.87 | 5,447.87 | 5,720.00 | 6,006.00 | 6,305.87 | 6,463.60 | 6,624.80 |
| | | | Hourly | 27.1400 | 28.5000 | 29.9300 | 31.4300 | 33.0000 | 34.6500 | 36.3800 | 37.2900 | 38.2200 |
| Security Guard | NE | C08 | Annual | 38,209.60 | 40,123.20 | 42,120.00 | 44,220.80 | 46,425.60 | 48,755.20 | 51,188.80 | 52,478.40 | 53,788.80 |
| | | | Monthly | 3,184.13 | 3,343.60 | 3,510.00 | 3,685.07 | 3,868.80 | 4,062.93 | 4,265.73 | 4,373.20 | 4,482.40 |
| | | | Hourly | 18.3700 | 19.2900 | 20.2500 | 21.2600 | 22.3200 | 23.4400 | 24.6100 | 25.2300 | 25.8600 |
| Senior Accountant | PAM | C25 | Annual | 87,568.00 | 91,956.80 | 96,553.60 | 101,379.20 | 106,454.40 | 111,779.20 | 117,374.40 | 120,307.20 | 123,323.20 |
| | | | Monthly | 7,297.33 | 7,663.07 | 8,046.13 | 8,448.27 | 8,871.20 | 9,314.93 | 9,781.20 | 10,025.60 | 10,276.93 |
| | | | Hourly | 42.1000 | 44.2100 | 46.4200 | 48.7400 | 51.1800 | 53.7400 | 56.4300 | 57.8400 | 59.2900 |
| Senior Administrative Assistant | NE | C17 | Annual | 59,280.00 | 62,254.40 | 65,374.40 | 68,640.00 | 72,072.00 | 75,670.40 | 79,456.00 | 81,452.80 | 83,491.20 |
| | | | Monthly | 4,940.00 | 5,187.87 | 5,447.87 | 5,720.00 | 6,006.00 | 6,305.87 | 6,621.33 | 6,787.73 | 6,957.60 |
| | | | Hourly | 28.5000 | 29.9300 | 31.4300 | 33.0000 | 34.6500 | 36.3800 | 38.2000 | 39.1600 | 40.1400 |
| Senior Applications Analyst | PAM | C27 | Annual | 96,532.80 | 101,358.40 | 106,433.60 | 111,758.40 | 117,353.60 | 123,219.20 | 129,376.00 | 132,620.80 | 135,928.00 |
| | | | Monthly | 8,044.40 | 8,446.53 | 8,869.47 | 9,313.20 | 9,779.47 | 10,268.27 | 10,781.33 | 11,051.73 | 11,327.33 |
| | | | Hourly | 46.4100 | 48.7300 | 51.1700 | 53.7300 | 56.4200 | 59.2400 | 62.2000 | 63.7600 | 65.3500 |
| Senior Building Inspector | PAM | C25 | Annual | 87,568.00 | 91,956.80 | 96,553.60 | 101,379.20 | 106,454.40 | 111,779.20 | 117,374.40 | 120,307.20 | 123,323.20 |
| | | | Monthly | 7,297.33 | 7,663.07 | 8,046.13 | 8,448.27 | 8,871.20 | 9,314.93 | 9,781.20 | 10,025.60 | 10,276.93 |
| | | | Hourly | 42.1000 | 44.2100 | 46.4200 | 48.7400 | 51.1800 | 53.7400 | 56.4300 | 57.8400 | 59.2900 |
| Senior Community Enhancement Officer | PAM | C22 | Annual | 75,628.80 | 79,414.40 | 83,387.20 | 87,547.20 | 91,915.20 | 96,512.00 | 101,337.60 | 103,875.20 | 106,475.20 |
| | | | Monthly | 6,302.40 | 6,617.87 | 6,948.93 | 7,295.60 | 7,659.60 | 8,042.67 | 8,444.80 | 8,656.27 | 8,872.93 |
| | | | Hourly | 36.3600 | 38.1800 | 40.0900 | 42.0900 | 44.1900 | 46.4000 | 48.7200 | 49.9400 | 51.1900 |
| Senior Construction Inspector | PAM | C23 | Annual | 79,435.20 | 83,408.00 | 87,588.80 | 91,977.60 | 96,574.40 | 101,400.00 | 106,475.20 | 109,137.60 | 111,862.40 |
| | | | Monthly | 6,619.60 | 6,950.67 | 7,299.07 | 7,664.80 | 8,047.87 | 8,450.00 | 8,872.93 | 9,094.80 | 9,321.87 |
| | | | Hourly | 38.1900 | 40.1000 | 42.1100 | 44.2200 | 46.4300 | 48.7500 | 51.1900 | 52.4700 | 53.7800 |
| Senior Deputy City Clerk | DMG | C30 | Annual | 111,758.40 | 117,353.60 | 123,219.20 | 129,376.00 | 135,844.80 | 142,646.40 | 149,780.80 | 153,524.80 | 157,372.80 |
| | | | Monthly | 9,313.20 | 9,779.47 | 10,268.27 | 10,781.33 | 11,320.40 | 11,887.20 | 12,481.73 | 12,793.73 | 13,114.40 |
| | | | Hourly | 53.7300 | 56.4200 | 59.2400 | 62.2000 | 65.3100 | 68.5800 | 72.0100 | 73.8100 | 75.6600 |
| Senior Electrical Engineer | PAM | C31 | Annual | 117,332.80 | 123,198.40 | 129,355.20 | 135,824.00 | 142,625.60 | 149,760.00 | 157,248.00 | 161,179.20 | 165,214.40 |
| | | | Monthly | 9,777.73 | 10,266.53 | 10,779.60 | 11,318.67 | 11,885.47 | 12,480.00 | 13,104.00 | 13,431.60 | 13,767.87 |
| | | | Hourly | 56.4100 | 59.2300 | 62.1900 | 65.3000 | 68.5700 | 72.0000 | 75.6000 | 77.4900 | 79.4300 |
| Senior Engineer, P.E. | PAM | C31 | Annual | 117,332.80 | 123,198.40 | 129,355.20 | 135,824.00 | 142,625.60 | 149,760.00 | 157,248.00 | 161,179.20 | 165,214.40 |
| | | | Monthly | 9,777.73 | 10,266.53 | 10,779.60 | 11,318.67 | 11,885.47 | 12,480.00 | 13,104.00 | 13,431.60 | 13,767.87 |
| | | | Hourly | 56.4100 | 59.2300 | 62.1900 | 65.3000 | 68.5700 | 72.0000 | 75.6000 | 77.4900 | 79.4300 |
| Senior Equipment Operator | NE | C18 | Annual | 62,233.60 | 65,353.60 | 68,619.20 | 72,051.20 | 75,649.60 | 79,435.20 | 83,408.00 | 85,488.00 | 87,630.40 |
| | | | Monthly | 5,186.13 | 5,446.13 | 5,718.27 | 6,004.27 | 6,304.13 | 6,619.60 | 6,950.67 | 7,124.00 | 7,302.53 |
| | | | Hourly | 29.9200 | 31.4200 | 32.9900 | 34.6400 | 36.3700 | 38.1900 | 40.1000 | 41.1000 | 42.1300 |
| Senior Graphics Designer | NE | C19 | Annual | 65,332.80 | 68,598.40 | 72,030.40 | 75,628.80 | 79,414.40 | 83,387.20 | 87,547.20 | 89,731.20 | 91,977.60 |
| | | | Monthly | 5,444.40 | 5,716.53 | 6,002.53 | 6,302.40 | 6,617.87 | 6,948.93 | 7,295.60 | 7,477.60 | 7,664.80 |
| | | | Hourly | 31.4100 | 32.9800 | 34.6300 | 36.3600 | 38.1800 | 40.0900 | 42.0900 | 43.1400 | 44.2200 |

CITY OF MORENO VALLEY

SALARY SCALE - CAREER POSITIONS

EFFECTIVE 07/06/2024

EXHIBIT C

| TITLE | GRP | GRADE | | | | | | | | | | |
|--|-----|-------|-----------------------------|------------------------------------|------------------------------------|------------------------------------|------------------------------------|------------------------------------|------------------------------------|------------------------------------|------------------------------------|------------------------------------|
| | | | | A | B | C | D | E | F | G | H | I |
| | | | | 5.0% | 5.0% | 5.0% | 5.0% | 5.0% | 5.0% | 5.0% | 2.5% | 2.5% |
| Senior Human Resources Analyst | PAM | C27 | Annual Monthly Hourly | 96,532.80 8,044.40 46.4100 | 101,358.40 8,446.53 48.7300 | 106,433.60 8,869.47 51.1700 | 111,758.40 9,313.20 53.7300 | 117,353.60 9,779.47 56.4200 | 123,219.20 10,268.27 59.2400 | 129,376.00 10,781.33 62.2000 | 132,620.80 11,051.73 63.7600 | 135,928.00 11,327.33 65.3500 |
| Senior Landscape Services Inspector | PAM | C20 | Annual Monthly Hourly | 68,598.40 5,716.53 32.9800 | 72,030.40 6,002.53 34.6300 | 75,628.80 6,302.40 36.3600 | 79,414.40 6,617.87 38.1800 | 83,387.20 6,948.93 40.0900 | 87,547.20 7,295.60 42.0900 | 91,915.20 7,659.60 44.1900 | 94,203.20 7,850.27 45.2900 | 96,553.60 8,046.13 46.4200 |
| Senior Management Analyst | PAM | C27 | Annual Monthly Hourly | 96,532.80 8,044.40 46.4100 | 101,358.40 8,446.53 48.7300 | 106,433.60 8,869.47 51.1700 | 111,758.40 9,313.20 53.7300 | 117,353.60 9,779.47 56.4200 | 123,219.20 10,268.27 59.2400 | 129,376.00 10,781.33 62.2000 | 132,620.80 11,051.73 63.7600 | 135,928.00 11,327.33 65.3500 |
| Senior Office Assistant | NE | C13 | Annual Monthly Hourly | 48,755.20 4,062.93 23.4400 | 51,188.80 4,265.73 24.6100 | 53,747.20 4,478.93 25.8400 | 56,430.40 4,702.53 27.1300 | 59,259.20 4,938.27 28.4900 | 62,212.80 5,184.40 29.9100 | 65,332.80 5,444.40 31.4100 | 66,976.00 5,581.33 32.2000 | 68,660.80 5,721.73 33.0100 |
| Senior Parking Control Officer | NE | C14 | Annual Monthly Hourly | 51,209.60 4,267.47 24.6200 | 53,768.00 4,480.67 25.8500 | 56,451.20 4,704.27 27.1400 | 59,280.00 4,940.00 28.5000 | 62,254.40 5,187.87 29.9300 | 65,374.40 5,447.87 31.4300 | 68,640.00 5,720.00 33.0000 | 70,366.40 5,863.87 33.8300 | 72,134.40 6,011.20 34.6800 |
| Senior Parks Maintenance Technician | NE | C19 | Annual Monthly Hourly | 65,332.80 5,444.40 31.4100 | 68,598.40 5,716.53 32.9800 | 72,030.40 6,002.53 34.6300 | 75,628.80 6,302.40 36.3600 | 79,414.40 6,617.87 38.1800 | 83,387.20 6,948.93 40.0900 | 87,547.20 7,295.60 42.0900 | 89,731.20 7,477.60 43.1400 | 91,977.60 7,664.80 44.2200 |
| Senior Payroll Technician | NE | C18 | Annual Monthly Hourly | 62,233.60 5,186.13 29.9200 | 65,353.60 5,446.13 31.4200 | 68,619.20 5,718.27 32.9900 | 72,051.20 6,004.27 34.6400 | 75,649.60 6,304.13 36.3700 | 79,435.20 6,619.60 38.1900 | 83,408.00 6,950.67 40.1000 | 85,488.00 7,124.00 41.1000 | 87,630.40 7,302.53 42.1300 |
| Senior Permit Technician | NE | C20 | Annual Monthly Hourly | 68,598.40 5,716.53 32.9800 | 72,030.40 6,002.53 34.6300 | 75,628.80 6,302.40 36.3600 | 79,414.40 6,617.87 38.1800 | 83,387.20 6,948.93 40.0900 | 87,547.20 7,295.60 42.0900 | 91,915.20 7,659.60 44.1900 | 94,203.20 7,850.27 45.2900 | 96,553.60 8,046.13 46.4200 |
| Senior Planner | PAM | C27 | Annual Monthly Hourly | 96,532.80 8,044.40 46.4100 | 101,358.40 8,446.53 48.7300 | 106,433.60 8,869.47 51.1700 | 111,758.40 9,313.20 53.7300 | 117,353.60 9,779.47 56.4200 | 123,219.20 10,268.27 59.2400 | 129,376.00 10,781.33 62.2000 | 132,620.80 11,051.73 63.7600 | 135,928.00 11,327.33 65.3500 |
| Senior Risk Analyst | PAM | C27 | Annual Monthly Hourly | 96,532.80 8,044.40 46.4100 | 101,358.40 8,446.53 48.7300 | 106,433.60 8,869.47 51.1700 | 111,758.40 9,313.20 53.7300 | 117,353.60 9,779.47 56.4200 | 123,219.20 10,268.27 59.2400 | 129,376.00 10,781.33 62.2000 | 132,620.80 11,051.73 63.7600 | 135,928.00 11,327.33 65.3500 |
| Senior Telecommunications Technician | NE | C22 | Annual Monthly Hourly | 75,628.80 6,302.40 36.3600 | 79,414.40 6,617.87 38.1800 | 83,387.20 6,948.93 40.0900 | 87,547.20 7,295.60 42.0900 | 91,915.20 7,659.60 44.1900 | 96,512.00 8,042.67 46.4000 | 101,337.60 8,444.80 48.7200 | 103,875.20 8,656.27 49.9400 | 106,475.20 8,872.93 51.1900 |
| Senior Traffic Signal Technician | PAM | C23 | Annual Monthly Hourly | 79,435.20 6,619.60 38.1900 | 83,408.00 6,950.67 40.1000 | 87,588.80 7,299.07 42.1100 | 91,977.60 7,664.80 44.2200 | 96,574.40 8,047.87 46.4300 | 101,400.00 8,450.00 48.7500 | 106,475.20 8,872.93 51.1900 | 109,137.60 9,094.80 52.4700 | 111,862.40 9,321.87 53.7800 |
| Special Districts Division Manager | DMG | C34 | Annual Monthly Hourly | 145,745.60 12,145.47 70.0700 | 153,025.60 12,752.13 73.5700 | 160,680.00 13,390.00 77.2500 | 168,708.80 14,059.07 81.1100 | 177,153.60 14,762.80 85.1700 | 186,014.40 15,501.20 89.4300 | 195,312.00 16,276.00 93.9000 | 200,200.00 16,683.33 96.2500 | 205,212.80 17,101.07 98.6600 |
| Special Events & Facilities Division Manager | DMG | C30 | Annual Monthly Hourly | 111,758.40 9,313.20 53.7300 | 117,353.60 9,779.47 56.4200 | 123,219.20 10,268.27 59.2400 | 129,376.00 10,781.33 62.2000 | 135,844.80 11,320.40 65.3100 | 142,646.40 11,887.20 68.5800 | 149,780.80 12,481.73 72.0100 | 153,524.80 12,793.73 73.8100 | 157,372.80 13,114.40 75.6600 |

CITY OF MORENO VALLEY

SALARY SCALE - CAREER POSITIONS

EFFECTIVE 07/06/2024

EXHIBIT C

| TITLE | GRP | GRADE | | | | | | | | | | | |
|---|-----|-------|---------|------------|------------|------------|------------|------------|------------|------------|------------|------------|--|
| | | | | A | B | C | D | E | F | G | H | I | |
| | | | | 5.0% | 5.0% | 5.0% | 5.0% | 5.0% | 5.0% | 5.0% | 2.5% | 2.5% | |
| Storekeeper | NE | C14 | Annual | 51,209.60 | 53,768.00 | 56,451.20 | 59,280.00 | 62,254.40 | 65,374.40 | 68,640.00 | 70,366.40 | 72,134.40 | |
| | | | Monthly | 4,267.47 | 4,480.67 | 4,704.27 | 4,940.00 | 5,187.87 | 5,447.87 | 5,720.00 | 5,863.87 | 6,011.20 | |
| | | | Hourly | 24.6200 | 25.8500 | 27.1400 | 28.5000 | 29.9300 | 31.4300 | 33.0000 | 33.8300 | 34.6800 | |
| Strategic Initiatives Manager | DMG | C34 | Annual | 145,745.60 | 153,025.60 | 160,680.00 | 168,708.80 | 177,153.60 | 186,014.40 | 195,312.00 | 200,200.00 | 205,212.80 | |
| | | | Monthly | 12,145.47 | 12,752.13 | 13,390.00 | 14,059.07 | 14,762.80 | 15,501.20 | 16,276.00 | 16,683.33 | 17,101.07 | |
| | | | Hourly | 70.0700 | 73.5700 | 77.2500 | 81.1100 | 85.1700 | 89.4300 | 93.9000 | 96.2500 | 98.6600 | |
| Street Maintenance Supervisor | PAM | C25 | Annual | 87,568.00 | 91,956.80 | 96,553.60 | 101,379.20 | 106,454.40 | 111,779.20 | 117,374.40 | 120,307.20 | 123,323.20 | |
| | | | Monthly | 7,297.33 | 7,663.07 | 8,046.13 | 8,448.27 | 8,871.20 | 9,314.93 | 9,781.20 | 10,025.60 | 10,276.93 | |
| | | | Hourly | 42.1000 | 44.2100 | 46.4200 | 48.7400 | 51.1800 | 53.7400 | 56.4300 | 57.8400 | 59.2900 | |
| Telecommunications Engineer/Administrator | PAM | C29 | Annual | 106,412.80 | 111,737.60 | 117,332.80 | 123,198.40 | 129,355.20 | 135,824.00 | 142,625.60 | 146,182.40 | 149,843.20 | |
| | | | Monthly | 8,867.73 | 9,311.47 | 9,777.73 | 10,266.53 | 10,779.60 | 11,318.67 | 11,885.47 | 12,181.87 | 12,486.93 | |
| | | | Hourly | 51.1600 | 53.7200 | 56.4100 | 59.2300 | 62.1900 | 65.3000 | 68.5700 | 70.2800 | 72.0400 | |
| Telecommunications Technician | NE | C20 | Annual | 68,598.40 | 72,030.40 | 75,628.80 | 79,414.40 | 83,387.20 | 87,547.20 | 91,915.20 | 94,203.20 | 96,553.60 | |
| | | | Monthly | 5,716.53 | 6,002.53 | 6,302.40 | 6,617.87 | 6,948.93 | 7,295.60 | 7,659.60 | 7,850.27 | 8,046.13 | |
| | | | Hourly | 32.9800 | 34.6300 | 36.3600 | 38.1800 | 40.0900 | 42.0900 | 44.1900 | 45.2900 | 46.4200 | |
| Traffic Operations Supervisor | PAM | C26 | Annual | 91,936.00 | 96,532.80 | 101,358.40 | 106,433.60 | 111,758.40 | 117,353.60 | 123,219.20 | 126,297.60 | 129,459.20 | |
| | | | Monthly | 7,661.33 | 8,044.40 | 8,446.53 | 8,869.47 | 9,313.20 | 9,779.47 | 10,268.27 | 10,524.80 | 10,788.27 | |
| | | | Hourly | 44.2000 | 46.4100 | 48.7300 | 51.1700 | 53.7300 | 56.4200 | 59.2400 | 60.7200 | 62.2400 | |
| Traffic Signal Technician | NE | C22 | Annual | 75,628.80 | 79,414.40 | 83,387.20 | 87,547.20 | 91,915.20 | 96,512.00 | 101,337.60 | 103,875.20 | 106,475.20 | |
| | | | Monthly | 6,302.40 | 6,617.87 | 6,948.93 | 7,295.60 | 7,659.60 | 8,042.67 | 8,444.80 | 8,656.27 | 8,872.93 | |
| | | | Hourly | 36.3600 | 38.1800 | 40.0900 | 42.0900 | 44.1900 | 46.4000 | 48.7200 | 49.9400 | 51.1900 | |
| Traffic Sign/Marking Technician I | NE | C13 | Annual | 48,755.20 | 51,188.80 | 53,747.20 | 56,430.40 | 59,259.20 | 62,212.80 | 65,332.80 | 66,976.00 | 68,660.80 | |
| | | | Monthly | 4,062.93 | 4,265.73 | 4,478.93 | 4,702.53 | 4,938.27 | 5,184.40 | 5,444.40 | 5,581.33 | 5,721.73 | |
| | | | Hourly | 23.4400 | 24.6100 | 25.8400 | 27.1300 | 28.4900 | 29.9100 | 31.4100 | 32.2000 | 33.0100 | |
| Traffic Sign/Marking Technician II | NE | C15 | Annual | 53,768.00 | 56,451.20 | 59,280.00 | 62,254.40 | 65,374.40 | 68,640.00 | 72,072.00 | 73,881.60 | 75,732.80 | |
| | | | Monthly | 4,480.67 | 4,704.27 | 4,940.00 | 5,187.87 | 5,447.87 | 5,720.00 | 6,006.00 | 6,156.80 | 6,311.07 | |
| | | | Hourly | 25.8500 | 27.1400 | 28.5000 | 29.9300 | 31.4300 | 33.0000 | 34.6500 | 35.5200 | 36.4100 | |
| Utility Finance Manager | PAM | C28 | Annual | 101,358.40 | 106,433.60 | 111,758.40 | 117,353.60 | 123,219.20 | 129,376.00 | 135,844.80 | 139,235.20 | 142,708.80 | |
| | | | Monthly | 8,446.53 | 8,869.47 | 9,313.20 | 9,779.47 | 10,268.27 | 10,781.33 | 11,320.40 | 11,602.93 | 11,892.40 | |
| | | | Hourly | 48.7300 | 51.1700 | 53.7300 | 56.4200 | 59.2400 | 62.2000 | 65.3100 | 66.9400 | 68.6100 | |
| Vehicle/Equipment Technician | NE | C17 | Annual | 59,280.00 | 62,254.40 | 65,374.40 | 68,640.00 | 72,072.00 | 75,670.40 | 79,456.00 | 81,452.80 | 83,491.20 | |
| | | | Monthly | 4,940.00 | 5,187.87 | 5,447.87 | 5,720.00 | 6,006.00 | 6,305.87 | 6,621.33 | 6,787.73 | 6,957.60 | |
| | | | Hourly | 28.5000 | 29.9300 | 31.4300 | 33.0000 | 34.6500 | 36.3800 | 38.2000 | 39.1600 | 40.1400 | |

CITY OF MORENO VALLEY

SALARY SCALE - EXECUTIVE POSITIONS
EFFECTIVE 07/06/2024

EXHIBIT C

| TITLE | GRP | GRADE | Description | | Minimum | Maximum |
|--|-----|-------|-----------------|---------|------------|------------|
| Assistant City Manager (Administration) | EMG | 106 | 7.5% Above 105 | Annual | 188,323.20 | 299,936.00 |
| | | | | Monthly | 15,693.60 | 24,994.67 |
| | | | | Hourly | 90.5400 | 144.2000 |
| Assistant City Manager (Development) | EMG | 106 | 7.5% Above 105 | Annual | 188,323.20 | 299,936.00 |
| | | | | Monthly | 15,693.60 | 24,994.67 |
| | | | | Hourly | 90.5400 | 144.2000 |
| Chief Financial Officer | EMG | 105 | 7.5% Above 104 | Annual | 175,177.60 | 279,011.20 |
| | | | | Monthly | 14,598.13 | 23,250.93 |
| | | | | Hourly | 84.2200 | 134.1400 |
| City Council Member | ELE | | Set by Vote/Ord | | | |
| City Manager | CMG | 109 | Per contract | Annual | 268,132.80 | 427,044.80 |
| | | | | Monthly | 22,344.40 | 35,587.07 |
| | | | | Hourly | 128.9100 | 205.3100 |
| Community Development Director | EMG | 104 | 7.5% Above 103 | Annual | 162,968.00 | 259,542.40 |
| | | | | Monthly | 13,580.67 | 21,628.53 |
| | | | | Hourly | 78.3500 | 124.7800 |
| Economic Development & Housing Director | EMG | 104 | 7.5% Above 103 | Annual | 162,968.00 | 259,542.40 |
| | | | | Monthly | 13,580.67 | 21,628.53 |
| | | | | Hourly | 78.3500 | 124.7800 |
| Human Resources Director | EMG | 104 | 7.5% Above 103 | Annual | 162,968.00 | 259,542.40 |
| | | | | Monthly | 13,580.67 | 21,628.53 |
| | | | | Hourly | 78.3500 | 124.7800 |
| Manager of the Office of Mayor & City Council/City Clerk | EMG | 101 | 7.5% Above 100 | Annual | 131,185.60 | 208,915.20 |
| | | | | Monthly | 10,932.13 | 17,409.60 |
| | | | | Hourly | 63.0700 | 100.4400 |
| Parks & Community Services Director | EMG | 104 | 7.5% Above 103 | Annual | 162,968.00 | 259,542.40 |
| | | | | Monthly | 13,580.67 | 21,628.53 |
| | | | | Hourly | 78.3500 | 124.7800 |
| Public Works Director/City Engineer | EMG | 105 | 7.5% Above 104 | Annual | 175,177.60 | 279,011.20 |
| | | | | Monthly | 14,598.13 | 23,250.93 |
| | | | | Hourly | 84.2200 | 134.1400 |

Council Electronic Communication Policy

- I. **PURPOSE:** The use of electronic media is necessary and useful for City Council to improve communication and efficiently perform their City duties. This policy aims to ensure the proper use of the City's electronic media and to set out the policy the City Council members will follow when using electronic media and the City's electronic communication system. This policy will also inform the users about the requirements of the applicable laws, including the Public Records Act and Brown Act. This policy is applicable to all City Council members. Members of the City Council's Advisory Commissions and Boards shall not be provided with City-issued or maintained email accounts or access to the City's internal electronic communication system. As such, any communications by and between a Commissioner or Board member (using a private email address) and a non-City official shall not be recognized or acknowledged as an official record of the City.
- II. **DEFINITIONS:**
- A. **City's Electronic Communication System** – City-owned devices or products designed to electronically process, transmit, or store information such as computers, iPads, cell and smartphones, printers, modems, data files, text, and e-mail messages.
 - B. **User** – a City Council member who uses the City's electronic communication system.
 - C. **E-Communication** – electronic text or visual communication and attachments distributed via e-mail, websites, instant messaging, text messaging, Twitter, or comparable services.
 - D. **Electronic Media** – a method for processing or transmitting information in electronic form, including E-Communication, software programs, and the Internet.
- III. **POLICY:**
- A. **Procedures for Electronic Communications.** City Council Members will be issued accounts for use of City electronic media for E-Communication on City business. E-Communication from a Council Member represents and reflects upon the City's public image and integrity. City Council Members should ensure that their messages are respectful, professional, and are consistent with City policies. E-communication should be written or otherwise presented in the same professional and respectful manner as paper communications. The City's Electronic Communication System shall be used only for City business.
 - B. **No Use of Personal E-Communication.** Users should not use their home or business E-Communication accounts or addresses for any communication pertaining to City business. When using E-Communication pertaining to the City's business, Users should communicate with the public and staff solely via their designated City E-Communication addresses. Users should not commingle E-Communication pertaining to City business with E-Communication pertaining to their home or business. Under applicable laws, Users' personal E-Communication devices are subject to the provisions of the Public Records Act if they contain E-Communications pertaining to the City's business.
 - C. **Electronic Communications among City Council members.** Communications from a City Council member to another City Council member or members concerning City business should be "one way" and marked "For Information Only—Do Not Reply" or

Council Electronic Communication Policy

something similar.

- D. Electronic Communication by a Quorum of the City Council.** A majority of the members of the City Council shall not send or exchange facts about or engage in discussions regarding City issues via E-Communication, including chat rooms, news groups, online forums, weblogs, Twitter feeds, or list-serves (collectively referred to as “Internet forums”).
- E. Electronic Communications from the Public.** The public may electronically communicate with the City Council through the City’s Website on the [City Council web page](#).
- 1) E-Communication from the public addressed to the City Council will be distributed to each City Council member. E-Communication addressed to the City Council will also be forwarded to the City Clerk.
 - 2) E-Communication from the public addressed to more than a quorum of the City Council shall be forwarded by the recipients to the City Clerk (for the City Council). These E-Communications will be distributed and responded to in accordance with paragraph E.1, above.
 - 3) Upon receipt of an E-Communication addressed to less than a quorum of the City Council, the recipient may: 1) treat it as an individual communication to which he or she may or may not respond; 2) inform the City Council of the communication at a properly noticed meeting; or 3) ask the City Clerk to forward to the full City Council as part of its information packet for the next available City Council meeting. Such E-Communication may also be forwarded to staff for response as set out in Section G, below.
- F. City Electronic Communications with the Public.** City staff will post official information on upcoming and prior City Council meetings, workshops and events on the City Website. City Council agendas and minutes will be posted for the current and prior calendar year. Additional materials may be posted at the discretion of the City Manager or Manager’s designee.
- G. Use of E-Communication During Meetings.** City Council members should not use E-Communication at any time during a meeting of the City Council at which he or she is in attendance. The foregoing limitation shall not apply to receipt of telephone calls or text messages from family members in the event of an urgent family matter; a City Council member wishing to respond to such a message during the meeting shall do so during a recess or shall excuse him or herself from the meeting to place the return call or text in a manner that does not disrupt the meeting.
- H. City Participation in Internet Forums.** The City will not generally answer questions or respond to comments made in Internet forums. The City will post answers to such questions on its website if deemed appropriate by the Mayor or the City Manager or at the direction of the City Council. If a City Council member desires staff to prepare a response to a question or comment received by E-Communication or made in an Internet forum, the City Council may forward the question or comment to the City Manager and request that staff

Council Electronic Communication Policy

prepare an appropriate response in a reasonable period of time. If preparation of a response will require significant staff time to research or draft the response, an interim response to the questioner or commenter will be sent as soon as possible acknowledging receipt of the inquiry and informing the sender that a response is being prepared.

IV. Specific Procedures

- A. Retention of E-Mail.** The City electronically archives E-Communications in accordance with the City's Records Retention schedule. E-Communications that constitute preliminary drafts, notes, or intra-agency or interagency memoranda that are not retained by the City in the ordinary course of business are not required to be archived and should be deleted. The City Clerk and City Attorney are available to assist users in determining how to address questions concerning the application of these procedures.
- B. Preservation of Evidence.** Law requires parties to preserve all evidence that maybe relevant if they have knowledge of threatened or pending litigation. In the event of a pending or potential litigation, the City Attorney may request in writing that all E-Communications be preserved until such litigation is concluded or the threat abated. Such preservation overrides regular retention policies.
- C. Public Records Act.** City records, whether paper or electronic, are governed by the disclosure requirements of the Public Records Act. Disclosure may be required regardless of who sends or receives a communication or document. In the event that the City receives a request for disclosure of City records that includes E-Communication, the City Council Electronic Communications person responsible for the requested records must use his or her best efforts to preserve and provide all City E-Communication covered by the request, including those contained in their personal devices if any.
- D. Confidentiality.**
- 1) California law requires that certain information be treated as confidential and not be distributed to others inside or outside the City who do not have authorization to view such information. City Council may occasionally receive confidential electronic information. Some examples of confidential information are: information relating to litigation or potential litigation or other attorney-client communication, information relating to labor negotiations, or information relating to confidential real estate negotiations. When City Council receive confidential information, it should be marked or tagged "Confidential Information" so that City Council are alerted to the nature of the information.
 - 2) Confidential information shall not be sent or forwarded to individuals or entities not authorized to receive that information, including City employees not authorized to view such information.
 - 3) City Council shall exercise additional caution in sending confidential information by E-Communication as compared to written format because of the ease with which such information can lose confidentiality by inadvertent or intentional diversion or re-transmission by others.

Council Electronic Communication Policy

-
- 4) The City Attorney should be contacted concerning any questions about whether a communication is confidential.

V. **Compliance with this Policy**: It is the responsibility of every User to ensure that he or she is in compliance with this Electronic Communications Policy.