



## Report to City Council

---

**TO:** Mayor and City Council  
Mayor and City Council Acting in its Capacity as President and Members of the Board of Directors of the Moreno Valley Community Services District (CSD)  
Mayor and City Council Acting in its Capacity as Chairman and Commissioners of the Moreno Valley Housing Authority (HA)  
Mayor and City Council Acting in its Capacity as Members of the Moreno Valley Successor Agency (SA)  
Mayor and City Council Moreno Valley Community Foundation (MVCF)

**FROM:** Launa Jimenez, Assistant City Manager (Administration)/Chief Financial Officer/City Treasurer

**AGENDA DATE:** March 4, 2025

**TITLE:** FISCAL YEAR 2024/25 MID-YEAR OPERATING & CIP BUDGET REVIEW AND APPROVAL OF THE MID-YEAR OPERATING & CIP BUDGET AMENDMENTS (FINANCIAL & MANAGEMENT SERVICES)

**TITLE SUMMARY:** Fiscal Year 2024/25 Mid-Year Operating & CIP Budget Review and Approval of the Mid-Year Operating & CIP Budget Amendments

---

### Recommendation(s)

That the City Council:

1. Receive and file the Fiscal Year (FY) 2024/25 Mid-Year Operating Budget Review.
2. Receive and file the Fiscal Year (FY) 2024/25 Mid-Year CIP Budget Review.

3. Adopt Resolution No. 2025-XX. A resolution of the City Council of the City of Moreno Valley, California, adopting the revised operating and CIP budgets for Fiscal Year 2024/25

4. Approve the Moreno Valley Community Foundation Budget.

That the CSD:

1. Adopt Resolution No. CSD 2025-XX. A resolution of the City Council of the City of Moreno Valley, California, adopting the revised operating and CIP budgets for Fiscal Year 2024/25.

That the Housing Authority:

1. Adopt Resolution No. HA 2025-XX. A resolution of the City Council of the City of Moreno Valley, California, adopting the revised operating and CIP budgets for Fiscal Year 2024/25.

That the Moreno Valley Community Foundation:

1. Adopt Resolution No. MVCF 2025-XX. A resolution of the City Council of the City of Moreno Valley, California, adopting the revised operating and CIP budgets for Fiscal Year 2024/25.

That the City Council as Successor Agency:

1. Adopt Resolution No. SA 2025-XX. A resolution of the City Council of the City of Moreno Valley, California, adopting the revised operating and CIP budgets for Fiscal Year 2024/25.

## **SUMMARY**

This report provides the Mid-Year Financial Summary (Operating and CIP Budget Reviews), which updates the Mayor and City Council regarding current year financial trends through December 31, 2024. This report also requests the approval of certain FY 2024/25 revenue and expenditure budget amendments.

## **DISCUSSION**

Based on a long-term practice of maintaining a structurally balanced budget and being identified as one of the most fiscally fit cities in the Country, on May 2, 2023, the City Council continued this trend and adopted the Two-Year Operating Budget for Fiscal Years 2023/24 – 2024/25, while adhering to those past practices. Additionally, as established after the last recession, the budget continues to fund and maintain separate reserves specifically established for periods of economic uncertainty or natural disasters. The budget included all component units of the City, including the General Fund, Community Services District, Housing Authority, Successor Agency, and the Moreno Valley

Community Foundation. During the two-year budget period, the City Council will be updated of the City's financial condition through the process of Quarterly Budget Reviews. This ongoing process ensures a forum to review expenditure and revenue changes from the estimates made in the budget document. Additionally, any significant changes in projected revenue or unanticipated expenditures that may occur will be presented to the City Council.

This report provides the FY 2024/25 Mid-Year Financial Summary for the first six months, July thru December. The Mid-Year Financial Summary will focus primarily on the City's General Fund. This review will also present three-month operational results from other key funds.

The City Council's direction of "Maintain a Balanced General Fund Budget" serves as a foundation for the fiscal status of City operations. Ongoing funding is directed to sustain ongoing operational expenses; one-time funding is directed toward one-time expenditures. This report identifies the budget adjustments as recommended by the City Manager.

### **FISCAL YEAR 2024/25 MID-YEAR REVIEW:**

This Mid-Year Report updates the Mayor and City Council regarding current year financial trends and provides the opportunity for the City Council to review the recommended actions as they relate to revenues and expenditures.

#### **General Fund Revenue Update**

Revenue receipts do not follow an even schedule. Although 50% of the fiscal year has elapsed, based on historic trends revenues are estimated to be at approximately 32% of the budgeted amount. Actual revenues received are currently 36% of the budget. As the FY 2024/25 revenue estimates were developed prior to the adoption of the budget on May 2, 2023, the revenue estimates may require adjustments based on the FY 2024/25 actuals and revised projections throughout the year. Although there will be variances in some of the amounts budgeted, the total is expected to remain within 1% of the amended budget for the year. It should be noted that the lag in timing of revenue receipts helps illustrate the need for an operating cash reserve throughout each fiscal year.

### **FISCAL YEAR 2024/25 BUDGET ADJUSTMENTS**

The FY 2024/25 General Fund revenue budget, as amended, totals approximately \$160.4 million. Based on economic activity and revenue collections through December 2024, staff is recommending a Mid-Year budget increase of \$23.7 thousand, to approximately \$160.5 million.

The FY 2024/25 General Fund expenditures budget as currently amended totals approximately \$160.5 million. The recommended Mid-Year budget amendments increase expenditures by \$23.7 thousand to \$160.5 million. *The fund continues to be structurally balanced, without the use of fund balance for ongoing operations.* The specific budget

adjustments for the General Fund are summarized in Exhibit A.

Fund	Type (Rev/Exp)	FY 2024/25 Amended Budget (1)	Proposed Adjustments	FY 2024/25 Amended Budget	Proposed Adjustments (%)
General Fund	Rev	\$160,477,539	\$23,658	\$160,501,197	<1%
General Fund	Exp	\$160,472,863	\$23,658	\$160,496,521	<1%
	Net Total	\$4,676	\$0	\$4,676	

**Summaries of Other Major Funds**

The following provides a summary of some of the proposed budget adjustments to other major funds. A complete list of all changes are identified in Exhibit A to the Resolutions.

**LMC 2014-02 Landscape Maintenance District (Fund 5014)**

Budgeting for projected water usage.

**Transfers**

Budgeting for projected transfers related to capital project improvements.

**ALTERNATIVES**

1. Approve Recommended Actions as set forth in this staff report, including the approval of the budget adjustments, as presented in Exhibit A. The approval of these items will allow ongoing activities to be carried out in the current fiscal year and the City is able to modify budgets and operations as necessary through this quarterly review, while retaining a structurally balanced General Fund budget. Staff recommends this alternative.
2. Do not approve proposed Recommended Actions as set forth in this staff report, including the resolutions adopting the budget adjustments to the budget, as presented in Exhibit A. *Staff does not recommend this alternative*

**FISCAL IMPACT**

The City’s Operating and CIP Budgets provide the funding and expenditure plan for all funds. As such, they serve as the City’s financial plan for the fiscal year. The fiscal impacts for the proposed budget amendments are identified in Exhibit A.

**NOTIFICATION**

Publication of the agenda.

## **PREPARATION OF STAFF REPORT**

Prepared By:  
Stephanie Cuff  
Senior Management Analyst

Department Head Approval:  
Launa Jimenez  
Assistant City Manager (Administration)/Chief  
Financial Officer/City Treasurer

Concurred By:  
Natalia Lopez  
Financial Resources Division Manager

Approved by:  
Brain Mohan  
City Manager

## **CITY COUNCIL GOALS**

**Advocacy:** Develop cooperative intergovernmental relationships and be a forceful advocate of City policies, objectives, and goals to appropriate external governments, agencies and corporations.

**Community Image, Neighborhood Pride and Cleanliness:** Promote a sense of community pride and foster an excellent image about our City by developing and executing programs which will result in quality development, enhanced neighborhood preservation efforts, including home rehabilitation and neighborhood restoration.

**Positive Environment:** Create a positive environment for the development of Moreno Valley's future.

**Public Facilities and Capital Projects:** Ensure that needed public facilities, roadway improvements, and other infrastructure improvements are constructed and maintained.

**Public Safety:** Provide a safe and secure environment for people and property in the community, control the number and severity of fire and hazardous material incidents, and provide protection for citizens who live, work and visit the City of Moreno Valley.

**Revenue Diversification and Preservation:** Develop a variety of City revenue sources and policies to create a stable revenue base and fiscal policies to support essential City services, regardless of economic climate.

## **CITY COUNCIL STRATEGIC PRIORITIES**

- 1. Economic Development**
- 2. Public Safety**
- 3. Library**
- 4. Infrastructure**
- 5. Beautification, Community Engagement, and Quality of Life**
- 6. Youth Programs**

See the Discussion section above for details of how this action supports the City Council's Strategic Priorities.

## Report Approval Details

Document Title:	STAFFREPORT_FMS_FINRES_MIDYEAR_BA_SUMMARY_FY2024-2025.docx
Attachments:	<ul style="list-style-type: none"><li>- FY 2024-25 Mid-Year Operating Budget Review.pdf</li><li>- FY 2024-25 Mid-Year CIP Budget Review.pdf</li><li>- Moreno Valley Community Foundation Budget.pdf</li><li>- City Resolution 2025-XX.pdf</li><li>- CSD Resolution 2025-XX.pdf</li><li>- HA Resolution 2025-XX.pdf</li><li>- MVCF Resolution 2025-XX.pdf</li><li>- SA Resolution 2025-XX.pdf</li></ul>
Final Approval Date:	Feb 27, 2025

This report and all of its attachments were approved and signed as outlined below:

Natalia Lopez

Launa Jimenez

Brian Mohan

Patty Rodriguez

**Action Summary  
City Council Regular Meeting**

**Agenda Number:** I.8.

**Title:** FISCAL YEAR 2024/25 MID-YEAR OPERATING & CIP BUDGET REVIEW AND APPROVAL OF THE MID-YEAR OPERATING & CIP BUDGET AMENDMENTS (FINANCIAL & MANAGEMENT SERVICES)

**Date:** March 4, 2025

---

**Moved by:** Mayor Cabrera

**Seconded by:** Mayor Pro Tem Baca-Santa Cruz District 1

That the City Council:

1. Receive and file the Fiscal Year (FY) 2024/25 Mid-Year Operating Budget Review.
2. Receive and file the Fiscal Year (FY) 2024/25 Mid-Year CIP Budget Review.
3. Adopt Resolution No. 2025-10. A resolution of the City Council of the City of Moreno Valley, California, adopting the revised operating and CIP budgets for Fiscal Year 2024/25
4. Approve the Moreno Valley Community Foundation Budget.

That the CSD:

1. Adopt Resolution No. CSD 2025-03. A resolution of the City Council of the City of Moreno Valley, California, adopting the revised operating and CIP budgets for Fiscal Year 2024/25.

That the Housing Authority:

1. Adopt Resolution No. HA 2025-01. A resolution of the City Council of the City of Moreno Valley, California, adopting the revised operating and CIP budgets for Fiscal Year 2024/25.

That the Moreno Valley Community Foundation:

1. Adopt Resolution No. MVCF 2025-01. A resolution of the City Council of the City of Moreno Valley, California, adopting the revised operating and CIP budgets for Fiscal Year 2024/25.


That the City Council as Successor Agency:

1. Adopt Resolution No. SA 2025-01. A resolution of the City Council of the City of Moreno Valley,



California, adopting the revised operating and CIP budgets for Fiscal Year 2024/25.

**RESULT: Approved**



# City of Moreno Valley

## Fiscal Year 2024/25

### Mid-Year Operating Budget Review

---

**TO:** Mayor and City Council

**FROM:** Launa Jimenez, Assistant City Manager (Administration)/Chief Financial Officer/City Treasurer

**DATE:** March 4, 2025

---

#### INTRODUCTION

On May 2, 2023, the City Council adopted the Two-Year Operating Budget for Fiscal Years (FY) 2023/24 – 2024/25. During the two-year budget period, the City Council will be kept informed of the City's financial condition through the process of First Quarter, Mid-Year, and Third Quarter Reviews. This ongoing process ensures a forum to look at expenditure and revenue deviations from the estimates made in the budget document. Additionally, any significant changes in projected revenue or unanticipated expenditure that may occur will be shared with the City Council.

This report provides a review of the unaudited financial results for the Mid-Year of FY 2024/25 (July 2024 – December 2024, 50% of the fiscal year).

## CITYWIDE OPERATING EXPENDITURE SUMMARY

The following table contains a summary of the adopted budget, amended budget and expenditures through the Mid-Year. The totals represent each major fund type and component unit of the City.

**Table 1. Citywide Operating Expenditures**

Fund/Component Unit	FY 2024/25		Actuals as of	
	Adopted Budget	Amended Budget	12/31/24 (unaudited)	% of Amended Budget
General Fund	\$ 155,185,813	\$ 160,472,863	\$ 78,557,178	49.0%
Community Services District (CSD)	26,129,510	30,488,675	15,173,320	49.8%
Successor Agency	2,400,666	2,250,666	1,201,576	53.4%
Housing Fund	-	250,000	58,487	23.4%
Special Revenue Funds	39,586,038	73,102,859	29,622,845	40.5%
Capital Projects Funds	17,348,000	90,344,889	13,625,060	15.1%
Electric Utility Funds	46,770,191	85,150,305	24,801,217	29.1%
Internal Service Funds	15,349,694	32,180,003	11,010,920	34.2%
Debt Service Funds	4,010,854	3,673,267	209,597	5.7%
<b>Total</b>	<b>\$ 306,780,766</b>	<b>\$ 477,913,527</b>	<b>\$ 174,260,200</b>	<b>36.5%</b>

Actions taken by the City Council after the May 2, 2023 adoption of the two-year budget and included in the Amended Budget are:

- Throughout the fiscal year, there are also budget amendments to reflect the acceptance of grants and adjustments to contractual services and material/supplies. The individual amendments are reviewed as part of separate City Council agenda items.
- Much of this Mid-Year update will focus on the General Fund, as it supports all basic services provided to City residents. Highlights for other key component funds will be discussed at a summary level as well.

# GENERAL FUND OPERATING

## Table 2. General Fund Operations

	FY 2024/25 Adopted Budget	FY 2024/25 Amended Budget	Actuals as of 12/31/24 (unaudited)	% of Amended Budget
<b>Revenues:</b>				
Taxes:				
Property Tax	\$ 22,136,000	\$ 22,136,000	\$ 8,596,050	38.8%
Property Tax in-lieu	28,100,000	30,177,972	-	0.0%
Utility Users Tax	18,000,000	18,000,000	11,059,116	61.4%
Sales Tax	37,750,000	37,750,000	10,432,163	27.6%
Other Taxes	20,000,000	20,000,000	5,295,070	26.5%
Licenses & Permits	5,639,454	5,639,454	3,674,104	65.1%
Intergovernmental	615,803	759,526	636,082	83.7%
Charges for Services	14,529,973	14,562,973	8,211,682	56.4%
Use of Money & Property	4,725,100	4,725,100	6,941,038	146.9%
Fines & Forfeitures	532,500	499,500	107,563	21.5%
Miscellaneous	221,500	346,500	102,476	29.6%
<b>Total Revenues</b>	<b>\$ 152,250,330</b>	<b>\$ 154,597,025</b>	<b>\$ 55,055,344</b>	<b>35.6%</b>
<b>Expenditures:</b>				
Personnel Services	\$ 30,985,300	\$ 31,386,794	\$ 18,640,029	59.4%
Contractual Services	108,073,742	110,155,111	51,581,024	46.8%
Material & Supplies	4,414,612	6,510,651	1,789,899	27.5%
Fixed Charges	-	-	5,072	0.0%
Fixed Charges	6,151,248	6,151,248	3,005,826	48.9%
Fixed Assets	-	862,666	-	0.0%
<b>Total Expenditures</b>	<b>\$ 149,624,902</b>	<b>\$ 155,066,470</b>	<b>\$ 75,021,850</b>	<b>48.4%</b>
<i>Excess (Deficiency) of Revenues Over (Under) Expenditures</i>	\$ 2,625,428	\$ (469,445)	\$ (19,966,506)	
<b>Transfers:</b>				
Transfers In	\$ 2,940,159	\$ 5,880,514	\$ 50,000	0.9%
Transfers Out	5,560,911	5,406,393	3,535,328	65.4%
<b>Net Transfers</b>	<b>\$ (2,620,752)</b>	<b>\$ 474,121</b>	<b>\$ (3,485,328)</b>	
Total Revenues & Transfers In	\$ 155,190,489	\$ 160,477,539	\$ 55,105,344	34.3%
Total Expenditures & Transfers Out	155,185,813	160,472,863	78,557,178	49.0%
<b>Net Change of Fund Balance</b>	<b>\$ 4,676</b>	<b>\$ 4,676</b>	<b>\$ (23,451,834)</b>	

## Fund Operating Revenues

The General Fund is comprised of several revenue types. However, the main sources include property tax, sales tax, and utility user's tax. Each of these is affected by different economic activity cycles and pressures. Miscellaneous revenue consists of claims, donations, business license report fees, business fees for events, etc.

**Table 3. General Fund Operating Revenues**

	FY 2024/25 Adopted Budget	FY 2024/25 Amended Budget	Actuals as of 12/31/24 (unaudited)	% of Amended Budget
<b>Revenues:</b>				
Taxes:				
Property Tax	\$ 22,136,000	\$ 22,136,000	\$ 8,596,050	38.8%
Property Tax in-lieu	28,100,000	30,177,972	-	0.0%
Utility Users Tax	18,000,000	18,000,000	11,059,116	61.4%
Sales Tax	37,750,000	37,750,000	10,432,163	27.6%
Other Taxes	20,000,000	20,000,000	5,295,070	26.5%
Licenses & Permits	5,639,454	5,639,454	3,674,104	65.1%
Intergovernmental	615,803	759,526	636,082	83.7%
Charges for Services	14,529,973	14,562,973	8,211,682	56.4%
Use of Money & Property	4,725,100	4,725,100	6,941,038	146.9%
Fines & Forfeitures	532,500	499,500	107,563	21.5%
Miscellaneous	221,500	346,500	102,476	29.6%
<b>Total Revenues</b>	<b>\$ 152,250,330</b>	<b>\$ 154,597,025</b>	<b>\$ 55,055,344</b>	<b>35.6%</b>

### Property Taxes/Property Taxes In-Lieu

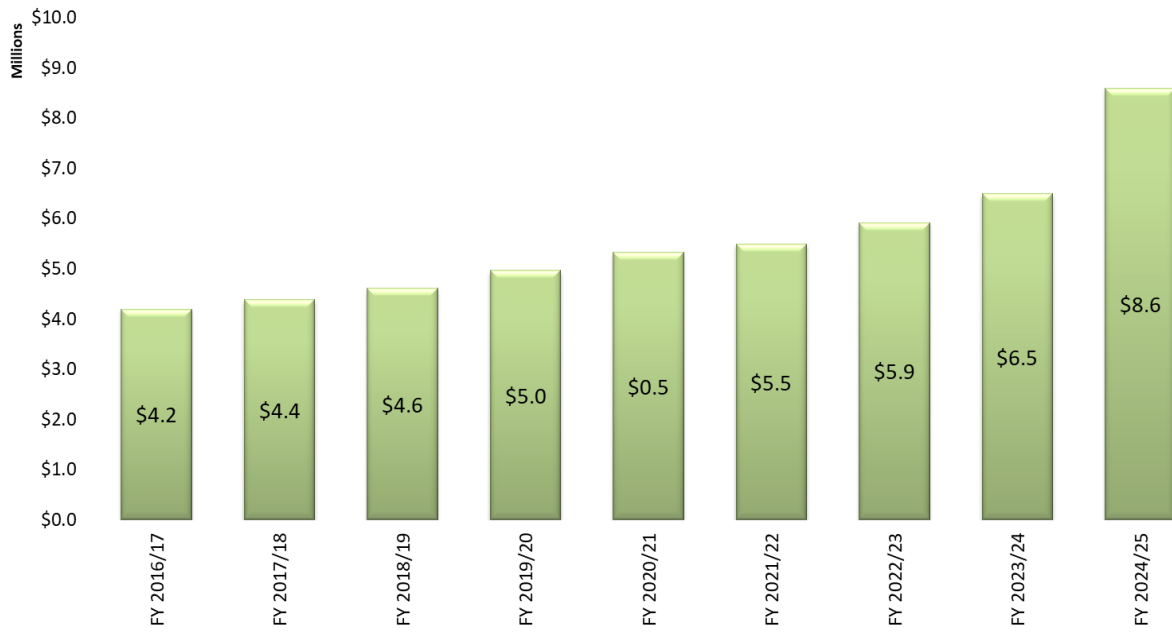
Property taxes were budgeted to increase by 6.8% from the FY 2023/24 Amended Budget. The annual schedule of property tax payments from the County of Riverside will provide payments to the City based on the following estimated schedule:

#### Secured Property Tax Payment Dates

Settlement 1	January
Settlement 2	May
Settlement 3	August
Teeter Settlement	October

Based on historical averages of actual receipts, the City is estimated to receive less than 14% of the budgeted property tax revenue through the Mid-Year. The City has currently received 16% through the Mid-Year. Property taxes will continue to be monitored as property valuations may adjust through the year based on property sales and assessment appeals filed with the County.

**Chart 1. General Fund Mid-Year Revenue Trend - Property Tax**

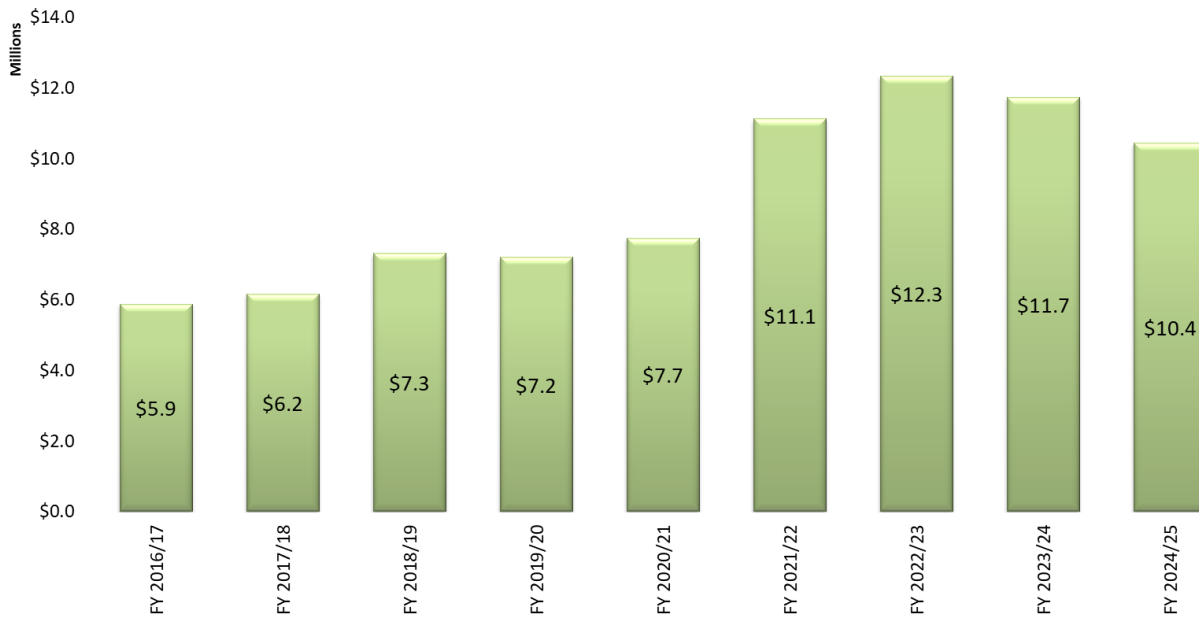


**Sales Taxes**

Sales taxes were budgeted to increase by less than 1% as compared to the FY 2023/24 Amended Budget. Sales tax receipt trends will need to be continually monitored throughout the year for possible future budget adjustments.

Historical averages were at 37% budgeted sales tax revenue through Mid-Year of actual receipts. The City has currently received 28% through Mid-Year.

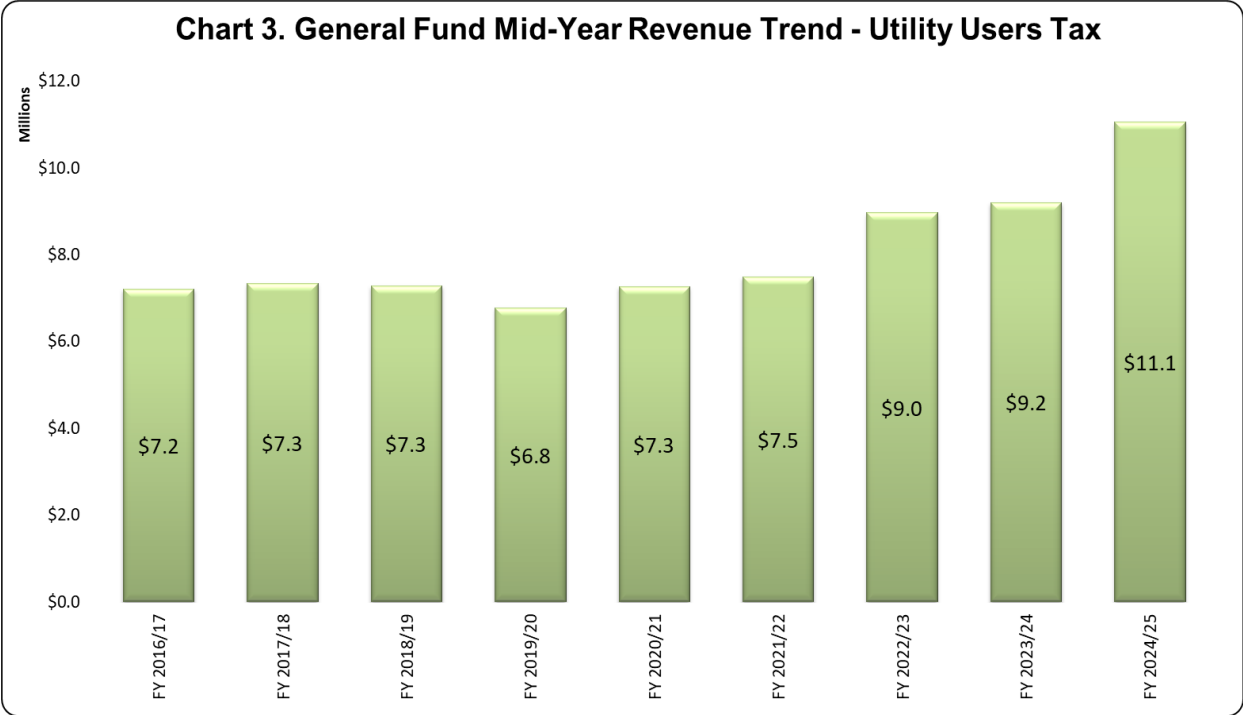
**Chart 2. General Fund Mid-Year Revenue Trend - Sales Tax**



**Utility Users Tax Utility**

Utility Users Tax was budgeted to increase by 3% as compared to FY 2023/24 Amended Budget. This projection is primarily due to competitive forces within the communications markets.

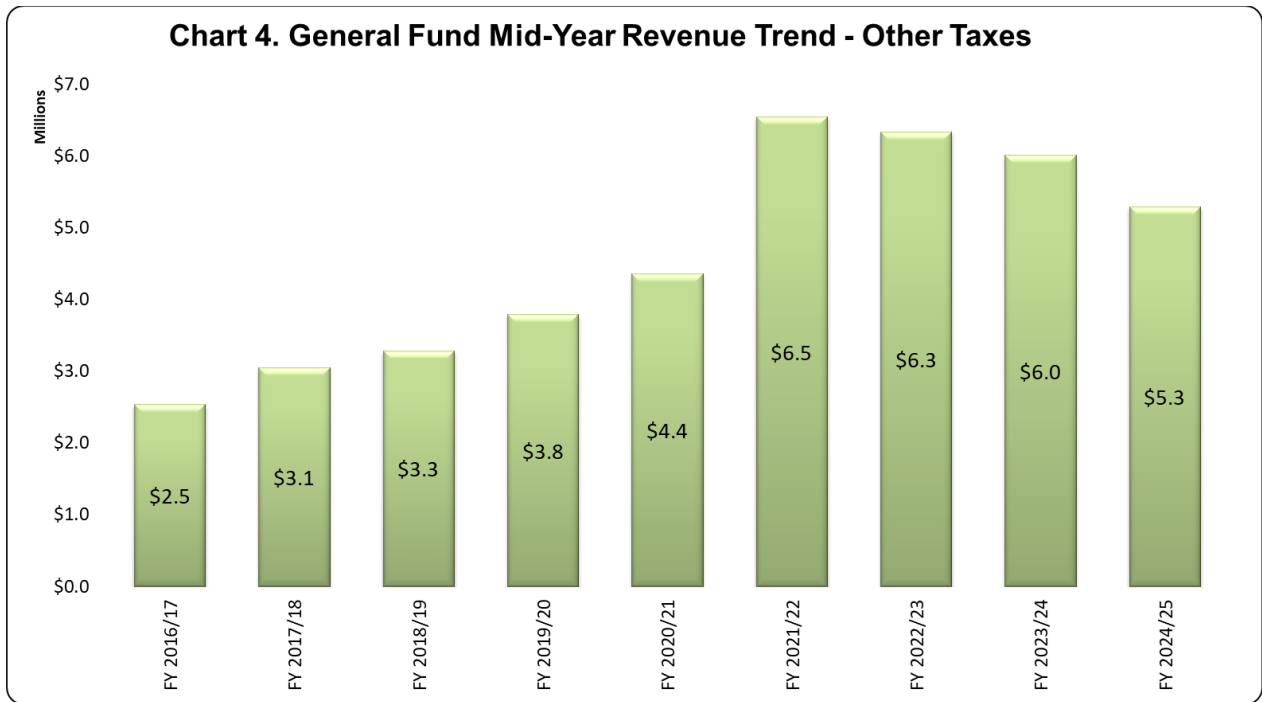
Based on historical averages of actual receipts, the City is estimated to receive 48% of the budgeted utility users tax revenue through the Mid-Year. The City has currently received 61% through the Mid-Year.



**Other Taxes**

Other taxes are primarily composed of Business Gross Receipts, Transient Occupancy Tax, Documentary Transfer Tax, and Franchise Fees. Collectively, other taxes were budgeted to increase 1.5% from the FY 2023/24 Amended Budget.

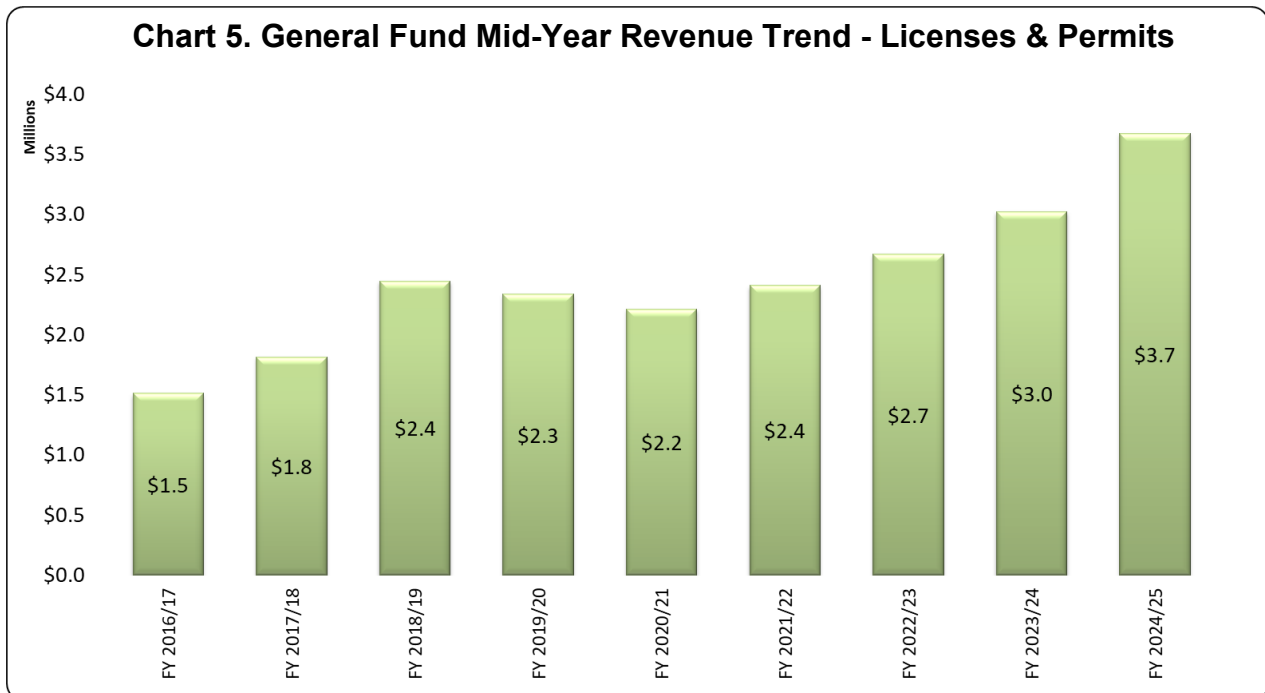
Based on historical averages of actual receipts, the City is expected to receive 32% of the budgeted Other Taxes revenue through Mid-Year. The City has currently received 26% through the Mid-Year.



### Licenses & Permits

Licenses & Permits are primarily composed of Business Permits, to include Cannabis Business Permits, as well as Animal Licenses, Building, Electrical, Mechanical, Plumbing and other permits. Collectively, Licenses & Permits were conservatively budgeted to remain the same as compared to the FY 2023/24 Amended Budget.

Based on historical averages of actual receipts, the City is expected to receive 49% of the budgeted Licenses & Permits revenue through the Mid-Year. The City has currently received 65% through the Mid-Year. The collection rate is related primarily to building and business license permit activities.

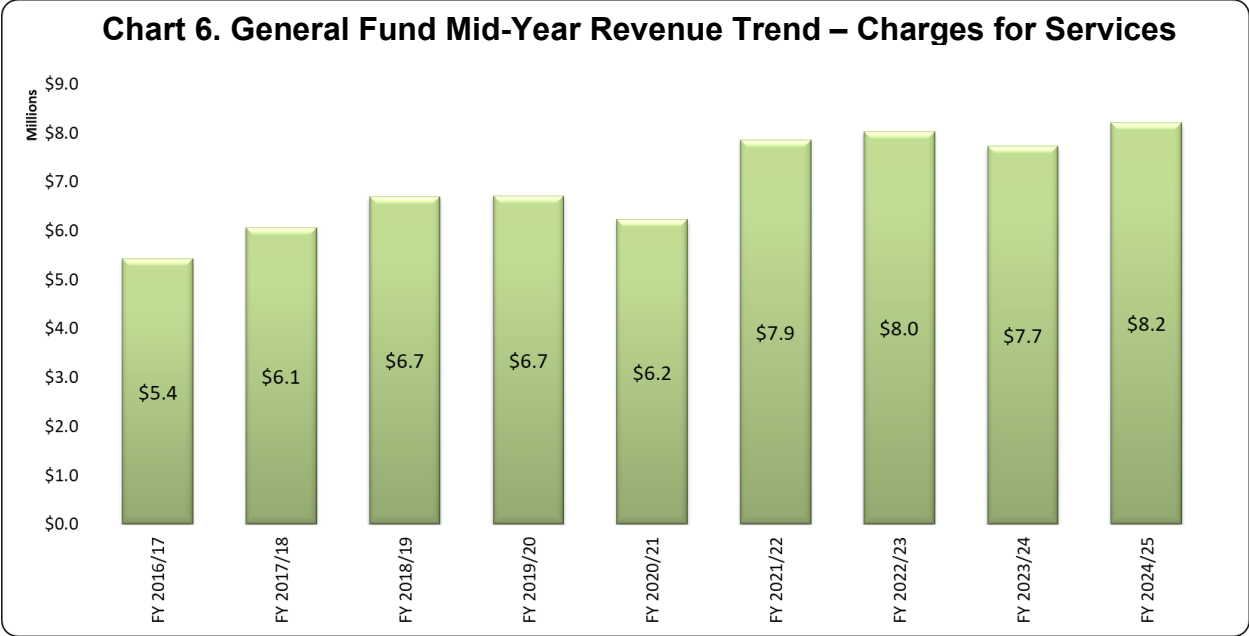




**Charges for Services**

Charges for Services are primarily composed of Plan Check Fees, Inspection Fees, Administrative Charges to other funds, and Parking Control Fines. Collectively, Charges for Services were conservatively budgeted to decrease by 1% as compared to the FY 2023/24 Amended Budget.

Based on historical averages of actual receipts, the City is expected to receive 53% of the budgeted Charges for Services revenue through Mid-Year. The City has currently received 56% through the Mid-Year.



**Use of Money and Property**

Investment income continues to remain low due to extremely low rates of return for fixed income investments but have increased over the last year due to actions taken by the Federal Open Market Committee (FOMC). The investments achieved a Yield to Maturity (YTM) for December 2024 of 4.639%. In addition, the City maintained funds in the State Local Agency Investment Fund Pool (LAIF) with a YTM of 4.434%. LAIF is realizing considerable investment gains based on the increases to the Federal Funds target rate increase. FOMC is expected to keep current rates through 2024 with no reductions until 2025. The FOMC target rate is currently 4.25% to 4.50%.\* Staff will continue to monitor closely to ensure we maximize our investment income going forward.

\*[Federal Reserve Board - Federal Reserve issues FOMC statement](#)

**General Fund Expenditures**

Expenditures are being spent in-line with prior year expenditures. Each Department's activities will be monitored throughout the year as they may be impacted by different operational activities and project timelines.

**Table 4. General Fund Expenditures**

	FY 2024/25 Adopted Budget	FY 2024/25 Amended Budget	Actuals as of 12/31/24 (unaudited)	% of Amended Budget
<b>Department</b>				
City Council	\$ 1,164,811	\$ 1,078,419	\$ 540,749	50.1%
City Clerk	769,143	1,346,055	350,485	26.0%
City Manager	2,591,807	2,992,343	2,227,004	74.4%
City Attorney	1,094,769	1,094,769	955,008	87.2%
Community Development	15,484,210	16,129,210	7,217,931	44.8%
Economic Development	2,589,931	2,589,931	1,239,052	47.8%
Financial & Management Services	15,877,282	16,000,749	6,778,010	42.4%
Human Resources	1,886,331	2,288,331	1,232,247	53.8%
Public Works	16,114,873	19,524,058	6,600,243	33.8%
Non-Departmental	2,494,961	2,340,443	6,341,602	271.0%
<b>Non-Public Safety Subtotal</b>	<b>\$ 60,068,118</b>	<b>\$ 65,384,308</b>	<b>\$ 33,482,332</b>	<b>51.2%</b>
<b>Public Safety</b>				
Police	\$ 64,732,911	\$ 64,826,280	\$ 23,833,062	36.8%
Fire	30,384,784	30,262,275	21,241,785	70.2%
<b>Public Safety Subtotal</b>	<b>\$ 95,117,695</b>	<b>\$ 95,088,555</b>	<b>\$ 45,074,846</b>	<b>47.4%</b>
<b>Total</b>	<b>\$ 155,185,813</b>	<b>\$ 160,472,863</b>	<b>\$ 78,557,178</b>	

**OTHER KEY FUNDS**

The following summaries describe other major funds in the City.

**Moreno Valley Community Services District**

The Moreno Valley Community Services District (CSD) was formed by the voters in 1984 to collect fees and certain taxes to provide an array of services including parks, recreation and community services, streetlights, landscaping and ongoing maintenance. The CSD provides these services through separate “zones” that define the services that are provided.

For certain zones, the primary revenue source used to provide services to properties is parcel fees or taxes levied on properties via their annual tax bill. Proposition 218, passed by California voters in November 1996, and has posed a serious challenge to managing the future operation of the CSD zones. Prop. 218 requires any revenue increase to be addressed through a voting process by affected property owners. For the period following the initial implementation of Prop. 218, the CSD was successful in receiving approval for some new or increased revenues. There were also revenue increases due to the growth of developed parcels within the zones.

**Table 5. CSD Operations**

	FY 2024/25 Adopted Budget	FY 2024/25 Amended Budget	Actuals as of 12/31/24 (unaudited)	% of Amended Budget
<b>Revenues:</b>				
Taxes:				
Property Tax	\$ 6,045,278	\$ 6,045,278	\$ 2,341,551	38.7%
Other Taxes	7,328,090	7,738,149	69,347	0.9%
Intergovernmental	-	-	48,109	0.0%
Charges for Services	6,351,095	6,535,941	813,640	12.4%
Use of Money & Property	1,164,220	1,164,220	608,444	52.3%
Fines & Forfeitures	24,897	24,897	2,328	9.4%
Miscellaneous	14,500	1,200	1,712	142.7%
Transfers In	1,480,120	1,515,881	810,157	53.4%
<b>Total Revenues</b>	<b>\$ 22,408,200</b>	<b>\$ 23,025,566</b>	<b>\$ 4,695,288</b>	<b>20.4%</b>
<b>Expenditures:</b>				
Library Services Fund (5010)	\$ 3,283,990	\$ 3,283,990	\$ 1,695,606	51.6%
Zone A Parks Fund (5011)	12,778,268	15,200,375	8,315,766	54.7%
LMD 2014-01 Residential Street Lighting Fund (5012)	1,498,648	1,498,648	667,423	44.5%
Zone C Arterial Street Lighting Fund (5110)	831,808	831,808	404,578	48.6%
Zone D Standard Landscaping Fund (5111)	1,739,192	1,739,192	566,947	32.6%
Zone E Extensive Landscaping Fund (5013)	395,267	400,490	122,267	30.5%
5014 LMD 2014-02 (5014)	3,191,825	3,191,825	1,344,860	42.1%
5016 CFD 2021-01 Parks Fac Maint (5016)	145,900	525,500	91,929	17.5%
Zone M Median Fund (5112)	406,213	406,213	125,290	30.8%
CFD No. 1 (5113)	1,776,816	3,329,051	1,815,840	54.5%
Zone S Financial & Management Svcs (5114)	81,583	81,583	22,814	28.0%
<b>Total Expenditures</b>	<b>\$ 26,129,510</b>	<b>\$ 30,488,675</b>	<b>\$ 15,173,320</b>	<b>49.8%</b>
<b>Net Change or Adopted Use of Fund Balance</b>	<b>\$ (3,721,310)</b>	<b>\$ (7,463,109)</b>	<b>\$ (10,478,032)</b>	

**Community Services District Zone A – Parks & Community Services**

The largest Zone within the CSD is Zone A. It accounts for the administration and maintenance of the Parks & Community Services facilities and programs. Funding sources for these services come from a combination of property taxes, fees for service, and smaller amounts from other City funds.

**Table 6. CSD Zone A Operations**

	FY 2024/25 Adopted Budget	FY 2024/25 Amended Budget	Actuals as of 12/31/24 (unaudited)	% of Amended Budget
<b>Revenues:</b>				
Taxes:				
Property Tax	\$ 2,979,205	\$ 2,979,205	\$ 1,217,772	40.9%
Other Taxes	5,024,390	5,282,900	63,691	1.2%
Charges for Services	1,139,842	1,153,142	712,088	61.8%
Use of Money & Property	1,131,074	1,131,074	538,702	47.6%
Miscellaneous	14,500	1,200	(3,484)	-290.3%
<b>Total Revenues</b>	<b>\$ 10,289,011</b>	<b>\$ 10,547,521</b>	<b>\$ 2,528,769</b>	<b>24.0%</b>
<b>Expenditures:</b>				
35010 Parks & Comm Svcs - Admin	\$ 1,075,031	\$ 1,075,031	\$ 501,291	46.6%
35210 Park Maintenance - General	5,254,257	5,604,257	2,639,404	47.1%
35211 Contract Park Maintenance	517,617	664,617	267,983	40.3%
35213 Golf Course Program	699,017	699,017	281,954	40.3%
35214 Parks Projects	297,834	297,834	121,290	40.7%
35310 Senior Program	777,867	777,867	412,747	53.1%
35311 Community Services	17,434	-	-	0.0%
35312 Community Events	831,499	831,499	572,283	68.8%
35313 Conf & Rec Cntr	616,992	634,426	326,802	51.5%
35314 Conf & Rec Cntr - Banquet	271,278	271,278	170,311	62.8%
35315 Recreation Programs	1,538,063	1,538,063	737,640	48.0%
35318 Sports Programs	779,517	779,517	377,025	48.4%
35319 Towngate Community Center	59,262	59,262	32,793	55.3%
35320 Amphitheater	29,100.00	29,100	-	0.0%
35321 March Annex	13,500.00	13,500	2,591	19.2%
35324 Aquatics Programs	-	70,000	27,298	39.0%
80003 CIP - Buildings	-	70,930	-	0.0%
95011 Non-Dept Zone A Parks	-	1,784,177	1,844,355	103.4%
<b>Total Expenditures</b>	<b>\$ 12,778,268</b>	<b>\$ 15,200,375</b>	<b>\$ 8,315,766</b>	<b>54.7%</b>
<b>Net Change or Adopted Use of Fund Balance</b>	<b>\$ (2,489,257)</b>	<b>\$ (4,652,854)</b>	<b>\$ (5,786,997)</b>	

## Electric Utility

The Moreno Valley Utility (MVU) manages the operation, maintenance, and business planning of the City's electric utility. MVU's basic purpose is to purchase and distribute electricity to customers in newly developed areas of the City. The City began serving new customers in February 2004, and now serves 8,937 customers. As it reaches fiscal and operational maturity, MVU will continue to be a key component of the City's economic development strategy. The City Council has established special tiered rates for electric utility customers based upon factors such as the number of jobs created.

The main revenue source for this fund is derived from charges for services. The customer base includes residential, commercial, and industrial customers. The growth in the customer base will continue to provide for the ability to create rate stabilization and replacement reserve funding.

**Table 7. MVU Operations**


	FY 2024/25 Adopted Budget	FY 2024/25 Amended Budget	Actuals as of 12/31/24 (unaudited)	% of Amended Budget
<b>Revenues:</b>				
Taxes:				
Charges for Services	\$ 49,374,318	\$ 53,874,318	\$ 38,617,037	71.7%
Use of Money & Property	338,500	2,338,500	1,379,020	59.0%
Miscellaneous	160,000	160,000	237,184	148.2%
<b>Total Revenues</b>	<b>\$ 49,872,818</b>	<b>\$ 56,372,818</b>	<b>\$ 40,233,242</b>	<b>71.4%</b>
<b>Expenditures:</b>				
45510 Electric Utility - General	\$ 33,863,657	\$ 40,665,765	\$ 17,170,540	42.2%
45511 Public Purpose Program	2,111,781	2,511,781	1,237,473	49.3%
45512 SCE Served Street Lights	861,312	861,312	457,113	53.1%
80005 CIP - Electric Utility	4,680,000	35,858,006	3,653,153	10.2%
96010 Non-Dept Electric	-	-	27,431	0.0%
96030 Non-Dept 2005 Lease Revenue Bonds	3,688,898	3,688,898	1,508,345	40.9%
96012 Non-Dept Electric-Public Purpose	-	-	5,055	0.0%
96032 Non-Dept 2014 Refunding 2005 LRB	107,784	107,784	(18,546)	-17.2%
96041 Non-Dept 2021 LRB Refinance	618,516	618,516	209,872	33.9%
96051 Non-Dept 2021 Streetlight Refin.	201,618	201,618	338,864	168.1%
96060 Non-Dept 2019 Taxable LRB	636,625	636,625	211,917	33.3%
<b>Total Expenditures</b>	<b>\$ 46,770,191</b>	<b>\$ 85,150,305</b>	<b>\$ 24,801,217</b>	<b>29.1%</b>
<b>Net Change or Adopted Use of Fund Balance</b>	<b>\$ 3,102,627</b>	<b>\$ (28,777,487)</b>	<b>\$ 15,432,025</b>	

\*MVU's revenues and expenses will fluctuate annually based on energy demand.

## SUMMARY

The City of Moreno Valley has experienced certain levels of growth and continued to maintain a structurally balanced Budget without the use of reserves.

The economic climate is ever changing and for these reasons the City must remain optimistically cautious and only increase revenues when they are received. Staff will continue to monitor and request quarterly revenue adjustments based on this approach. These revenue adjustments will be offset by replenishing our expenditure levels accordingly.



# City of Moreno Valley Fiscal Year 2024/25 Mid-Year CIP Budget Review

---

**TO:** Mayor and City Council

**FROM:** Launa Jimenez, Assistant City Manager (Administration)/Chief Financial Officer/City Treasurer

**DATE:** March 4, 2025

---

## INTRODUCTION

On June 6, 2023, the City Council adopted the Two-Year Capital Improvement Plan (CIP) for Fiscal Years (FY) 2023/24 – 2024/25. During the two-year CIP period, the City Council will be kept apprised of the City's CIP progress through the process of First Quarter, Mid-Year and Third Quarter Reviews. This ongoing process ensures a forum to look at the progress of existing projects and new projects that were approved during the quarter. Additionally, any significant changes in unanticipated expenditures or projected revenue that may occur will be shared with the City Council.

This report provides a review of various project highlights, budget to actuals, and changes/additions to the CIP at Mid-Year of FY 2024/25 (July 2024 – December 2024, 50% of the fiscal year).

## CAPITAL IMPROVEMENT PLAN HIGHLIGHTS

Highlights of the capital improvement projects are listed below.

- **Pavement Rehabilitation for Various Local Streets with Brill Road (CDBG FY 23-24).** This project will provide pavement rehabilitation and drainage improvements for 17 local streets within the HUD-CDBG Tract 42518-1 and Brill Road within Tract 42505-2.
  - Current Phase: Construction
  - Estimated Completion Date: July 2025
- **2024 Pavement Management System Updates.** This project is to perform field visual inspection of all City-owned streets in the network to obtain their current condition and determine their Pavement Condition Index (PCI). The project also provides updates to network inventory with new streets and PCI values. The PMP is crucial in decision making and selection of streets for pavement rehabilitation and preservation.
  - Current Phase: Report/GIS Layer Updates
  - Estimated Completion Date: TBD
- **Heacock Street / Cactus Avenue Commercial Vehicle Improvements.** This project will increase the curb return radius at the southwest corner of Heacock Street and Cactus Avenue to improve truck operations, thereby increasing intersection capacity and reducing delays.
  - Current Phase: Engineering Design
  - Next Phase: Advertise/Bid/Award Consultants/Contractor
  - Estimated Completion Date: September 2025
- **Redlands Boulevard Streetlight Improvements / Grellck Drive to North City Limits.** This project will install approximately nine (9) new streetlights at select locations between Grellck Drive and the City's North City Limits to enhance roadway safety.
  - Current Phase: Construction
  - Estimated Completion Date: May 2025
- **Cactus Avenue Reconstruction / I-215 to Elsworth Street.** This project will replace the existing Cactus Avenue substandard roadway section thickness to current standards from I-215 to Elsworth Street.
  - Current Phase: Engineering Design and Environmental
  - Estimated Completion Date: TBD
- **Heacock Street South Extension.** This project provides street widening for Heacock Street to full street width per City standards for arterial street from Nandina Avenue to south City limits.
  - Current Phase: Engineering Design
  - Estimated Completion Date: TBD
- **Bay Avenue Sidewalk Improvements FY 24/25.** This project provides the construction of new concrete sidewalks, curbs gutters and driveway approaches along both sides of Bay Avenue (between Day Street and Grant Street) within the City's HUD-CDBG target areas. Construction for new concrete sidewalks will enhance ADA access and provide continuous enhanced safe path of travel for pedestrians along the proposed locations.
  - Current Phase: Consultant Design Advertise/Award
  - Next Phase: Engineering Design
  - Estimated Completion Date: June 2026



- **Citywide Pavement Rehabilitation Program FY 23/24.** This project proposes to remove the existing median landscape, trees, and pavement structural section, and reconstruct a new median with landscape and hardscape and reconstruct the roadway pavement on Steeple Chase Drive from Ironwood Avenue to Kalmia Avenue. The project will include the construction of concrete curb and gutter along both sides of the roadway to convey drainage.
  - Current Phase: Construction
  - Estimated Completion Date: February 2025
- **Steeplechase Drive Reconstruction.** This project proposes to remove the existing median landscape, trees, and pavement structural section, and reconstruct a new median with landscape and hardscape and reconstruct the roadway pavement on Steeple Chase Drive from Ironwood Avenue to Kalmia Avenue. The project will include the construction of concrete curb and gutter along both sides of the roadway to convey drainage.
  - Current Phase: Engineering Design
  - Estimated Completion Date: TBD
- **Redlands Boulevard and Locust Avenue Traffic Signal.** This project will install a Traffic Signal at the intersection of Redlands Boulevard and Locust Avenue. North-South traffic on Redlands Boulevard is currently uncontrolled. East-West traffic on Locust Avenue is currently stop-controlled. This project will provide signal-control for all directions.
  - Current Phase: Engineering Design
  - Next Phase: Advertise/Bid/Award Consultants/Contractor
  - Estimated Completion Date: TBD
- **Citywide Pavement Rehabilitation Program FY 24/25.** This project is to provide pavement rehabilitation and pavement preservation for approximately 66 arterial and collector street segments citywide.
  - Current Phase: Engineering Design
  - Next Phase: Advertise/Bid/Award Consultants/Contractor
  - Estimated Completion date: March 2026
- **SR-60 Moreno Beach Drive Interchange (Phase 2).** This project will increase capacity by replacing the existing two-lane bridge over SR-60 with a wider bridge, reconfiguring the westbound ramps, and adding a west bound auxiliary lane on the freeway. Drainage systems including upstream pipes in Ironwood Avenue will be included as part of the construction.
  - Current Phase: Plant Establishment
  - Estimated Completion Date: May 2025
- **SR-60 / Redlands BI Interchange.** This project will reconfigure the on- and off-ramps, replace the bridge, and alter Spruce Street on the north side of SR-60.
  - Current Phase: Environmental Documents (PA/ED)
  - Estimated Completion Date: TBD
- **SR-60 / World Logistics Center Parkway Interchange.** This project consists of replacement of the interchange, including bridge and ramp replacement to improve traffic operations, bring vertical clearance over the freeway to correct standards, and support forecast travel demands. The project includes improvements generally from Eucalyptus Avenue to Ironwood Avenue, including eastbound and westbound ramps to and from SR-60, and auxiliary lanes on SR-60.
  - Current Phase: Engineering Design / PS&E (up to 65%)
  - Estimated Completion Date: TBD

- **Indian Street / Cardinal Avenue Bridge (Over Lateral A).** This project will provide an approximately 150 foot long, four-lane bridge on Indian Street over Flood Control Channel Lateral A (at Cardinal Avenue) and associated roadway improvements on Indian Street. The bridge and roadway improvements will complete the connection of Indian Street north of the channel to south of the channel.
  - Current Phase: Pre-Engineering and Environmental
  - Next Phase: Engineering Design
  - Estimated Completion Date: TBD
- **Corporate Yard Office Building F.** This project will construct a new building with approximately 6,000 square feet in the existing City Corporate Yard property next to the existing Administration Building. The new building will provide additional office and training spaces for staff to provide necessary services to residents and businesses of Moreno Valley.
  - Current Phase: Construction
  - Estimated Completion Date: February 2026
- **Moreno Valley Senior Center Expansion.** This project will expand the existing senior center by adding approximately 4,000 square feet of building space allowing the center to serve the growing number of senior citizens with additional programs, classes, events, and social activities.
  - Current Phase: Advertise/Bid/Award Consultants/Contractor
  - Next Phase: Construction
  - Estimated Completion Date: August 2025
- **Corporate Yard Master Plan Update.** This project could provide updates to the Corporate Yard Facility Space Needs Analysis and Conceptual Design which was completed in January 2009 as part of the Corporate Yard Master Plan. Scape Needs and Master Plan Layout of the Yard will need to be reevaluated and updated to provide guidelines for future improvements in keeping up with the City fast growing demands for services.
  - Current Phase: Update Master Plan
  - Estimated Completion Date: TBD
- **Kitching St Storm Drain Line B-16A / Ironwood Ave to Kalmia Ave.** This project is to install Storm Drain Line B-16A in Kitching Street from Ironwood Avenue to Kalmia Avenue. It is estimated that approximately 2,900 lineal feet of 24 inch to 36 inch diameter pipe will be installed.
  - Current Phase: Construction
  - Estimated Completion Date: March 2025
- **Moreno MDP Line F-18.** This project will install master plan Storm Drain Line F-18 and associated Line D-1 in the Moreno Townsite Area. Line F-18 is in Alessandro Boulevard between Redlands Boulevard and Merwin Street. Line D-1 is in Maltby Avenue between Redlands Boulevard and Merwin Street. These two storm drains are to be connected to the existing storm drain Line F-2 running north-south along Redlands Boulevard.
  - Current Phase: Engineering Design
  - Estimated Completion Date: TBD
- **Sunnymead Master Drainage Plan – Storm Drain Lines H.** This project will install approximately 400 linear feet of concrete box culvert to replace an unimproved natural channel; installation of approximately 365 linear feet of triple concrete box culvert to replace an existing 6 foot by 4 foot culvert; and construct approximately 240 linear feet wall height extension along an existing trapezoidal channel.

- Current Phase: Consultant Design RFP/Design Award
- Next Phase: Pre-Engineering and Environmental
- Estimated Completion Date: TBD
- **Sunnymead Master Drainage Plan - Storm Drain Lines F and F-7.** This project will mitigate flooding that occurs in the vicinity of Hemlock Avenue, Graham Street, Sunnymead Boulevard, and areas south of Sunnymead Boulevard and will minimize flood related damage by installing storm drain system Line F and Line F-7 of the Sunnymead Master Drainage Plan.
  - Current Phase: Right of Way
  - Next Phase: Environmental and Permitting
  - Estimated Completion Date: TBD
- **Citywide Full Trash Capture Device Installation.** This project consists of the purchase and installation of connector pipe screen (CPS) units (which are designed to filter out certain size debris and trash from storm drain discharge to receiving water bodies) in approximately 968 catch basins in the City. Approximately 100 CPS units will be installed annually over a period of ten years.
  - Current Phase: Engineering Design
  - Next Phase: Advertise/Bid/Award Consultants/Contractor
  - Estimated Completion Date: September 2025
- **Moreno Master Drainage Plan Line K and Reche Canyon Detention Debris Basin.** This project will install a retention-debris basin at Reche Canyon Drive and Locust Avenue, and the Sunnymead MDP storm drain Line K starting from this basin, going east along Locust Ave., then going south along Moreno Beach Dr. to the intersection of Moreno Beach Drive and Juniper Avenue, then going southwest across the open field the existing Nason Basin.
  - Current Phase: Pre-Engineering and Environmental
  - Next Phase: Right of Way
  - Estimated Completion Date: TBD
- **Park Rehabilitation and Refurbishment - Civic Center Amphitheater & Adrienne Mitchell Park.** Restroom renovations and additions.
  - Current Phase: Advertise/Bid/Award Consultants/Contractor
  - Next Phase: Construction
  - Estimated Completion Date: February 2026
- **7 Lot Affordable Housing Project.** This project will construct a new street and cul-de-sac, Lantana Court, located within a 7-lot affordable housing development. Public street improvements will include all new asphalt roadway; concrete curb, gutter, sidewalk, pedestrian ramps, and driveway approaches; streetlights; fire hydrants; and utilities including water, sewer, electric, gas, and communication.
  - Current Phase: Advertise/Bid/Award Consultants/Contractor
  - Next Phase: Construction
  - Estimated Completion Date: August 2025
- **Annex 1 Water Meter Installation.** The building currently shares a water meter with the three other office buildings on the property. The project will install a new water meter dedicated only to the Annex 1 office building.
  - Current Phase: Advertise/Bid/Award Consultants/Contractor
  - Next Phase: Construction
  - Estimated Completion Date: April 2025

# BUDGET TO ACTUALS

The following table contains a summary of the amended CIP budgets, expenditures, and project balances through Mid-Year.

Project Number	Project Description	Fund	Budget Amendment	Encumbrance Amount	Journal Amount	Remaining Budget w/ Encumbrances
801 0008 70 77	Annual ADA Compliant Access Upgrades	2000 STATE GASOLINE TAX	\$ 472,402.00	\$ 56,382.50	\$ 55,146.12	\$ 360,873.38
801 0010 70 77	Heacock St. South Extension	2000 STATE GASOLINE TAX	43,413.00	642.00	2,018.75	40,752.25
801 0010 70 77	Heacock St. South Extension	3003 TUMF CAPITAL PROJECTS	893,905.00	893,905.00	-	-
801 0015 70 76	Residential Traffic Mgmt Prgrm (Speed Humps)	2000 STATE GASOLINE TAX	320,468.00	-	-	320,468.00
801 0017 70 78	Annual Pavement Maintenance - Crack Seal	2001 MEASURE A	148,108.00	61,629.05	14,355.61	72,123.34
801 0021 70 77	SR-60/Moreno Beach IC Phase 2	2301 CAPITAL PROJECTS GRANTS	-	77,993.46	-	(77,993.46)
801 0021 70 77	SR-60/Moreno Beach IC Phase 2	3008 CAPITAL PROJECTS REIMBURSEMENTS	-	63,349.19	-	(63,349.19)
801 0021 70 77	SR-60/Moreno Beach IC Phase 2	3311 DIF INTERCHANGE IMPROV CAP PROJ	36,973.00	-	23,340.00	13,633.00
801 0021 70 77	SR-60/Moreno Beach IC Phase 2	2300 OTHER GRANTS	592,409.00	27,605.71	13,661.81	551,141.48
801 0021 70 77	SR-60/Moreno Beach IC Phase 2	3000 FACILITY CONSTRUCTION	1,377,887.00	6,584.54	34,225.35	1,337,077.11
801 0021 70 77	SR-60/Moreno Beach IC Phase 2	3003 TUMF CAPITAL PROJECTS	2,280,768.00	249,622.37	174,286.00	1,856,859.63
801 0021 70 77	SR-60/Moreno Beach IC Phase 2	3002 PUBLIC WORKS CAPITAL PROJECTS	2,013,625.00	23,133.33	4,553.94	1,985,937.73
801 0052 70 77	SR-60 / World Logistics Center Parkway Interchange	3003 TUMF CAPITAL PROJECTS	2,960,645.00	1,514,583.20	1,355,231.53	90,830.27
801 0064	SR-60/ Redlands Boulevard Interchange	1010 GENERAL FUND	5,187.00	-	-	5,187.00
801 0064	SR-60/ Redlands Boulevard Interchange	3003 TUMF CAPITAL PROJECTS	2,613,511.00	2,231,876.31	1,248.58	380,386.11
801 0065	Easement Acquisition for Street Purposes	2000 STATE GASOLINE TAX	76,367.00	-	114.72	76,252.28
801 0083	Pavement Management Program	2000 STATE GASOLINE TAX	5,022.00	-	-	5,022.00
801 0086	Juan Bautista de Anza Multi-Use Trail - ATP 4	2301 CAPITAL PROJECTS GRANTS	1,621,630.00	922,706.54	344,592.15	354,331.31
801 0087	Citywide Pavement Rehabilitation Program FY20/21	2000 STATE GASOLINE TAX	23,634.00	-	-	23,634.00
801 0087	Citywide Pavement Rehabilitation Program FY20/21	3008 CAPITAL PROJECTS REIMBURSEMENTS	159,070.00	-	-	159,070.00
801 0089	Citywide Pavement Rehabilitation Program FY21/22	2000 STATE GASOLINE TAX	269,145.00	-	-	269,145.00
801 0089	Citywide Pavement Rehabilitation Program FY21/22	3008 CAPITAL PROJECTS REIMBURSEMENTS	1,169,785.00	-	-	1,169,785.00
801 0090	Citywide Pavement Rehabilitation Program FY22/23	3008 CAPITAL PROJECTS REIMBURSEMENTS	288,071.00	61,274.76	2,520.90	224,275.34
801 0090	Citywide Pavement Rehabilitation Program FY22/23	2000 STATE GASOLINE TAX	845,704.00	-	-	845,704.00
801 0091	Citywide Concrete Repair Program	2000 STATE GASOLINE TAX	170,489.00	55,800.94	102,530.06	12,158.00
801 0092	Perris Boulevard/ 330 Ft N of Bay Ave to 660 Ft N of Bay Ave	2000 STATE GASOLINE TAX	250,000.00	-	-	250,000.00
801 0092	Perris Boulevard/ 330 Ft N of Bay Ave to 660 Ft N of Bay Ave	3301 DIF ARTERIAL ST CAPITAL PROJECTS	400,000.00	-	-	400,000.00
801 0094	Pavement Rehabilitation for Various Streets (CDBG FY 22/23)	3008 CAPITAL PROJECTS REIMBURSEMENTS	136,452.00	-	-	136,452.00
801 0099	Badlands Landfill Integrated Project (BLIP)	3002 PUBLIC WORKS CAPITAL PROJECTS	3,200,980.00	-	-	3,200,980.00
801 0100	Badlands Landfill Maintenance Program	3002 PUBLIC WORKS CAPITAL PROJECTS	150,000.00	-	-	150,000.00
801 0101	Citywide Pavement Rehabilitation Program FY 23/24	3008 CAPITAL PROJECTS REIMBURSEMENTS	6,350,000.00	3,038,673.45	3,313,343.76	(2,017.21)
801 0101	Citywide Pavement Rehabilitation Program FY 23/24	2300 OTHER GRANTS	250,000.00	-	250,000.00	-
801 0101	Citywide Pavement Rehabilitation Program FY 23/24	2000 STATE GASOLINE TAX	4,847,512.00	120,347.62	4,671,757.39	55,406.99
801 0102	Citywide Pavement Rehabilitation Program FY 24/25	2000 STATE GASOLINE TAX	5,000,000.00	-	105,237.33	4,894,762.67
801 0102	Citywide Pavement Rehabilitation Program FY 24/25	3008 CAPITAL PROJECTS REIMBURSEMENTS	5,600,000.00	-	-	5,600,000.00
801 0103	City / EMWD Partnership to Rehabilitate Various Streets	3008 CAPITAL PROJECTS REIMBURSEMENTS	1,600,000.00	-	-	1,600,000.00

Project Number	Project Description	Fund	Budget Amendment	Encumbrance Amount	Journal Amount	Remaining Budget w/ Encumbrances
801 0104	Heacock Street / Cactus Avenue Commercial Vehicle Improvements	2001 MEASURE A	741,789.00	-	13,904.69	727,884.31
801 0105	Redlands Blvd Streetlights / Grelck Dr to North City Limits	3301 DIF ARTERIAL ST CAPITAL PROJECTS	329,754.00	-	12,878.79	316,875.21
801 0106	Cactus Ave Reconstruction / I-215 to Elsworth St	3311 DIF INTERCHANGE IMPROV CAP PROJ	100,000.00	-	-	100,000.00
801 0106	Cactus Ave Reconstruction / I-215 to Elsworth St	3301 DIF ARTERIAL ST CAPITAL PROJECTS	390,793.00	221,006.75	16,602.50	153,183.75
801 0107	Steeple Chase Dr Reconstruction / Ironwood Ave to Kalmia Ave	2001 MEASURE A	484,484.00	-	4,346.31	480,137.69
801 0108	Eucalyptus Grove – 7-Lot Affordable Housing Development	3000 FACILITY CONSTRUCTION	-	24,653.62	13,382.69	(38,036.31)
801 0109	ADA Curb Ramps Remediation	2301 CAPITAL PROJECTS GRANTS	1,523,053.00	18,103.81	18,273.92	1,486,675.27
801 0110	Pavement Rehabilitation for Various Streets (CDBG FY 23/24)	2512 COMM DEV BLOCK GRANT (CDBG)	1,517,450.00	268,701.00	36,551.73	1,212,197.27
801 0110	Pavement Rehabilitation for Various Streets (CDBG FY 23/24)	3008 CAPITAL PROJECTS REIMBURSEMENTS	2,499,905.00	-	-	2,499,905.00
801 0111	Bay Ave Sidewalk Imp / Day St to Grant St (CDBG FY 24/25)	2512 COMM DEV BLOCK GRANT (CDBG)	-	-	593.35	(593.35)
801 0112	Pavement for Sunnymead MDP Line B-16A	3008 CAPITAL PROJECTS REIMBURSEMENTS	580,366.00	-	-	580,366.00
802 0002 70 77	Bridge Inspection Program	2000 STATE GASOLINE TAX	62,583.00	-	115.89	62,467.11
802 0003 70 77	SR-60/Nason Overcrossing Bridge	3008 CAPITAL PROJECTS REIMBURSEMENTS	1,669.00	-	-	1,669.00
802 0003 70 77	SR-60/Nason Overcrossing Bridge	3311 DIF INTERCHANGE IMPROV CAP PROJ	30,000.00	-	-	30,000.00
802 0004	Indian Street/Cardinal Avenue Bridge (Over Lateral A)	2301 CAPITAL PROJECTS GRANTS	694,179.00	562,447.87	127,221.13	4,510.00
802 0004	Indian Street/Cardinal Avenue Bridge (Over Lateral A)	3301 DIF ARTERIAL ST CAPITAL PROJECTS	610,697.00	599,768.36	4,546.31	6,382.33
802 0006	Bridge Preventative Maintenance Program - Implementation Phase	2000 STATE GASOLINE TAX	235,843.00	-	-	235,843.00
802 0006	Bridge Preventative Maintenance Program - Implementation Phase	2301 CAPITAL PROJECTS GRANTS	943,371.00	-	-	943,371.00
803 0011 30 39	Box Springs Communications Site	7220 TECHNOLOGY SERVICES ASSET FUND	19,735.00	-	-	19,735.00
803 0030	Park Restroom Renovations at Various Sites	3016 PCS CAPITAL PROJ (QUIMBY)	428,300.00	-	-	428,300.00
803 0031	Towngate Community Center Renovation	3016 PCS CAPITAL PROJ (QUIMBY)	16,668.00	-	-	16,668.00
803 0042	Corporate Yard Building/ Fleet Shop Remodel	3000 FACILITY CONSTRUCTION	418,068.00	-	12,985.27	405,082.73
803 0043	Corporate Yard Master Plan Improvements	3000 FACILITY CONSTRUCTION	43,579.00	-	-	43,579.00
803 0050	Fire Alarm Systems Replacement	3000 FACILITY CONSTRUCTION	1,568,225.00	-	33,407.50	1,534,817.50
803 0051	Grand Valley Ballroom Patio Lighting	3000 FACILITY CONSTRUCTION	200,000.00	34,744.00	16,456.00	148,800.00
803 0052	Main Library Renovation (Design)	3000 FACILITY CONSTRUCTION	250,000.00	-	-	250,000.00
803 0053	Public Safety Building HVAC Replacement	3000 FACILITY CONSTRUCTION	1,139,633.00	288,060.95	571,938.60	279,633.45
803 0054	Roof Rehabilitation (CRC & March Field Park)	5011 ZONE A PARKS	70,930.00	-	-	70,930.00
803 0055	Corporate Yard Office Building F	3000 FACILITY CONSTRUCTION	5,488,000.00	5,329,922.32	69,465.87	88,611.81
803 0056	Roof Rehabilitation (Animal Shelter)	3000 FACILITY CONSTRUCTION	9,857.00	-	-	9,857.00
803 0057	Senior Center Expansion	3000 FACILITY CONSTRUCTION	6,029,000.00	197,218.50	106,573.90	5,725,207.60
803 0058	Animal Shelter Expansion	3000 FACILITY CONSTRUCTION	153,237.00	11,320.00	94,892.50	47,024.50
803 0059	City Hall Elevator Modernization	3000 FACILITY CONSTRUCTION	541,000.00	-	-	541,000.00
803 0060	City Hall Security Improvements	3000 FACILITY CONSTRUCTION	850,000.00	-	-	850,000.00
803 0061	Civic Center Exterior Lighting Safety Upgrades	3000 FACILITY CONSTRUCTION	37,133.00	-	-	37,133.00
803 0062	Corporate Yard Master Plan Update	3000 FACILITY CONSTRUCTION	499,969.00	-	-	499,969.00

Project Number	Project Description	Fund	Budget Amendment	Encumbrance Amount	Journal Amount	Remaining Budget w/ Encumbrances
803 0063	Police Station Evidence Room and Lockers Improvements	3000 FACILITY CONSTRUCTION	150,000.00	-	-	150,000.00
803 0065	Annex 1 Water Meter	3000 FACILITY CONSTRUCTION	218,719.00	-	656.25	218,062.75
803 0066	Library Satellite Branch	3000 FACILITY CONSTRUCTION	-	216,990.50	166,628.52	(383,619.02)
804 0008	Sunnymead Master Drainage Plan - Storm Drain Lines F and F-7	2001 MEASURE A	4,909.00	-	840.00	4,069.00
804 0008	Sunnymead Master Drainage Plan - Storm Drain Lines F and F-7	2301 CAPITAL PROJECTS GRANTS	36,940.00	-	-	36,940.00
804 0008	Sunnymead Master Drainage Plan - Storm Drain Lines F and F-7	3002 PUBLIC WORKS CAPITAL PROJECTS	5,235,670.00	79,151.32	115,910.93	5,040,607.75
804 0014	Sunnymead - Flaming Arrow Drive Storm Drain	3002 PUBLIC WORKS CAPITAL PROJECTS	77,123.00	-	-	77,123.00
804 0014	Sunnymead - Flaming Arrow Drive Storm Drain	2001 MEASURE A	79,380.00	-	-	79,380.00
804 0015	Sunnymead MDP Line B-16A	3002 PUBLIC WORKS CAPITAL PROJECTS	1,615,730.00	1,062,918.76	551,084.86	1,726.38
804 0017	Moreno MDP Line F-18	2001 MEASURE A	139,382.00	-	-	139,382.00
804 0017	Moreno MDP Line F-18	3002 PUBLIC WORKS CAPITAL PROJECTS	1,714,964.00	9,098.45	7,003.59	1,698,861.96
804 0018	Citywide Full Trash Capture Device Installation	2008 STORM WATER MANAGEMENT	427,642.00	-	-	427,642.00
804 0019	Water Quality Basin Remediation	2008 STORM WATER MANAGEMENT	399,487.00	-	-	399,487.00
804 0021	Moreno MDP Line K/Reche Canyon Detention-Debris Basin	1010 GENERAL FUND	36,727.00	-	9,423.89	27,303.11
804 0021	Moreno MDP Line K/Reche Canyon Detention-Debris Basin	2301 CAPITAL PROJECTS GRANTS	700,000.00	-	31.25	699,968.75
804 0021	Moreno MDP Line K/Reche Canyon Detention-Debris Basin	3002 PUBLIC WORKS CAPITAL PROJECTS	3,500,000.00	-	-	3,500,000.00
805 0044	Alessandro Crosstown Tie	6011 ELECTRIC - RESTRICTED ASSETS	215,785.00	-	-	215,785.00
805 0045	Mobile Advanced Metering Infrastructure (AMI) System	6011 ELECTRIC - RESTRICTED ASSETS	295,647.00	-	-	295,647.00
805 0049	Day Street Line Extension	6011 ELECTRIC - RESTRICTED ASSETS	429,107.00	-	-	429,107.00
805 0054	City Hall Annex Solar Carports	6011 ELECTRIC - RESTRICTED ASSETS	422,338.00	-	-	422,338.00
805 0055	Eucalyptus Avenue Line Extension	6011 ELECTRIC - RESTRICTED ASSETS	95,273.00	-	-	95,273.00
805 0056	Moreno Beach Bridge Conduit Project	6011 ELECTRIC - RESTRICTED ASSETS	125,619.00	-	-	125,619.00
805 0057	Electrical Switch 61 Reconfiguration	6011 ELECTRIC - RESTRICTED ASSETS	109,620.00	-	-	109,620.00
805 0058	Alessandro/ Day/ Cactus Loop	6011 ELECTRIC - RESTRICTED ASSETS	1,194,853.00	762,314.45	687.56	431,850.99
805 0059	Curbside Electric Vehicle Charging Station	6011 ELECTRIC - RESTRICTED ASSETS	66,000.00	-	-	66,000.00
805 0060	Electric Vehicle Charging Station Corporate Yard	6011 ELECTRIC - RESTRICTED ASSETS	114,941.00	272,716.03	2,456.40	(160,231.43)
805 0061	Gas Switch Alternatives	6011 ELECTRIC - RESTRICTED ASSETS	223,646.00	-	-	223,646.00
805 0062	Indian Street Line Extension from Gentian Avenue to Iris Avenue	6011 ELECTRIC - RESTRICTED ASSETS	1,364,329.00	1,137,804.92	606.17	225,917.91
805 0063	iS5 Network Cyber Security	6011 ELECTRIC - RESTRICTED ASSETS	27,527.00	-	-	27,527.00
805 0064	Moreno Beach Dr Line Extension from Cactus Ave to JFK Dr	6011 ELECTRIC - RESTRICTED ASSETS	1,708,517.00	59,249.47	606.17	1,648,661.36
805 0065	Moreno Valley Fire Station #6 SCE to MVU Cutover	6011 ELECTRIC - RESTRICTED ASSETS	138,597.00	2,947.83	-	135,649.17
805 0066	MoVal Substation Relay Upgrades	6011 ELECTRIC - RESTRICTED ASSETS	21,810.00	-	-	21,810.00
805 0067	Nason St Loop Tie from Iris Ave to Cactus Ave	6011 ELECTRIC - RESTRICTED ASSETS	1,693,763.00	1,407,175.92	606.17	285,980.91
805 0068	Moreno Valley Substation Upgrade	6011 ELECTRIC - RESTRICTED ASSETS	7,600,715.00	2,946,718.00	3,514,200.00	1,139,797.00
805 0069	Moreno Valley Substation Automation	6011 ELECTRIC - RESTRICTED ASSETS	2,497,499.00	66,912.00	104,692.00	2,325,895.00
805 0070	Edgemont Substation	6011 ELECTRIC - RESTRICTED ASSETS	2,001,905.00	3,744.60	8,981.01	1,989,179.39

Project Number	Project Description	Fund	Budget Amendment	Encumbrance Amount	Journal Amount	Remaining Budget w/ Encumbrances
805 0071	Moreno Beach Dr Line Extension from Oliver St to JFK Dr	6011 ELECTRIC - RESTRICTED ASSETS	1,343,760.00	32,306.96	20,317.25	1,291,135.79
805 0072	Battery Storage	6011 ELECTRIC - RESTRICTED ASSETS	5,260,000.00	-	-	5,260,000.00
805 0073	Electric Vehicle Charging Infrastructure	6011 ELECTRIC - RESTRICTED ASSETS	316,340.00	-	-	316,340.00
805 0074	MVU Warehousing Facilities for Storing Electrical Equipment	6011 ELECTRIC - RESTRICTED ASSETS	435,000.00	-	-	435,000.00
805 0075	Veterans 33kV Substation	6011 ELECTRIC - RESTRICTED ASSETS	110,000.00	-	-	110,000.00
805 0076	World Logistics Center Substation	6011 ELECTRIC - RESTRICTED ASSETS	175,000.00	-	-	175,000.00
805 0077	Circuit Sensor Research and Development	6011 ELECTRIC - RESTRICTED ASSETS	49,415.00	12,438.56	-	36,976.44
805 0078	MVU Building Remodel	6011 ELECTRIC - RESTRICTED ASSETS	700,000.00	161,660.95	2,602.91	535,736.14
805 0080	Ironwood Line Extension	6011 ELECTRIC - RESTRICTED ASSETS	5,400,000.00	-	-	5,400,000.00
805 0081	EV Charging Amphitheater Parking Lot	6011 ELECTRIC - RESTRICTED ASSETS	700,000.00	-	-	700,000.00
805 0082	CRC Microgrid	6011 ELECTRIC - RESTRICTED ASSETS	300,000.00	-	-	300,000.00
805 0083	EV Charging City Hall Fleet	6011 ELECTRIC - RESTRICTED ASSETS	721,000.00	-	-	721,000.00
806 SD	Special Districts 79006	2050 CFD No. 2014-01	50,000.00	-	-	50,000.00
806 SD	Special Districts 79006	5112 ZONE M MEDIANS	60,000.00	-	-	60,000.00
806 SD	Special Districts 79006	5014 LMD 2014-02 LANDSCAPE MAINT DIST	425,000.00	-	93,800.00	331,200.00
806 SD	Special Districts 79006	5111 ZONE D STANDARD LANDSCAPE	500,000.00	-	-	500,000.00
807 0004 50 57	Replacement Playground Equipment	3016 PCS CAPITAL PROJ (QUIMBY)	220,610.00	-	-	220,610.00
807 0005 50 57	Annual ADA Park Improvements	3016 PCS CAPITAL PROJ (QUIMBY)	551,932.00	-	-	551,932.00
807 0005 50 57	Annual ADA Park Improvements	5113 CFD No. 1	-	120,000.00	-	(120,000.00)
807 0031 50 57	Rancho Verde Park	3015 PCS CAPITAL PROJ (PARK IMPRVMTS)	156,180.00	-	-	156,180.00
807 0047	Moreno Valley Community Park Soccer Field Improvements	3006 PARKS-COMM SERV CAPITAL PROJECTS	98,460.00	-	-	98,460.00
807 0052	Drinking Fountain Replacements at Various Parks	5113 CFD No. 1	10,500.00	-	-	10,500.00
807 0052	Drinking Fountain Replacements at Various Parks	3016 PCS CAPITAL PROJ (QUIMBY)	28,000.00	-	-	28,000.00
807 0053	LED Lighting Improvements at Various Parks	3015 PCS CAPITAL PROJ (PARK IMPRVMTS)	70,000.00	-	-	70,000.00
807 0053	LED Lighting Improvements at Various Parks	5113 CFD No. 1	271,561.00	-	-	271,561.00
807 0054	Moreno Valley Bark Park	3015 PCS CAPITAL PROJ (PARK IMPRVMTS)	139,420.00	-	-	139,420.00
807 0056	Moreno Valley Community Park Picnic Shelter Replacement	3015 PCS CAPITAL PROJ (PARK IMPRVMTS)	72,491.00	-	-	72,491.00
807 0058	Pump Track at Morrison Park	3015 PCS CAPITAL PROJ (PARK IMPRVMTS)	8,043,262.00	1,233,498.28	488,445.48	6,321,318.24
807 0060	Park Rehab & Refurbishment Program	5011 ZONE A PARKS	-	-	0.00	-
807 0060	Park Rehab & Refurbishment Program	5113 CFD No. 1	1,020,397.00	-	860,029.65	160,367.35
807 0060	Park Rehab & Refurbishment Program	3015 PCS CAPITAL PROJ (PARK IMPRVMTS)	2,131,831.00	-	-	2,131,831.00
807 0060	Park Rehab & Refurbishment Program	3006 PARKS-COMM SERV CAPITAL PROJECTS	5,898,168.00	-	395,486.48	5,502,681.52
807 0061	Equestrian Center Enhancements	2300 OTHER GRANTS	122,500.00	-	-	122,500.00
807 0061	Equestrian Center Enhancements	3015 PCS CAPITAL PROJ (PARK IMPRVMTS)	122,500.00	-	-	122,500.00
807 0062	Gateway Park Revitalization Project-Dog Park	3015 PCS CAPITAL PROJ (PARK IMPRVMTS)	836,640.00	8,947.70	141,470.72	686,221.58
807 0062	Gateway Park Revitalization Project-Dog Park	2300 OTHER GRANTS	1,000,000.00	-	-	1,000,000.00

Project Number	Project Description	Fund	Budget Amendment	Encumbrance Amount	Journal Amount	Remaining Budget w/ Encumbrances
807 0063	Lasselle Sports Park Expansion	3016 PCS CAPITAL PROJ (QUIMBY)	62,775.00	-	-	62,775.00
808 0004 70 76	Traffic Signal Coordination Program	2005 AIR QUALITY MANAGEMENT	20,107.00	-	-	20,107.00
808 0013 70 76	Traffic Signal Equipment Upgrades	2000 STATE GASOLINE TAX	155,480.00	97,806.00	44,024.00	13,650.00
808 0013 70 76	Traffic Signal Equipment Upgrades	2001 MEASURE A	370,988.00	22,710.00	262,748.95	85,529.05
808 0033	Citywide Traffic Sign Retroreflectivity Inventory (2022)	2000 STATE GASOLINE TAX	155,287.00	-	12,900.82	142,386.18
808 0035	Traffic Signal Upgrades FY 22/23	2000 STATE GASOLINE TAX	99,006.00	125,106.00	2,878.25	(28,978.25)
808 0035	Traffic Signal Upgrades FY 22/23	2301 CAPITAL PROJECTS GRANTS	945,809.00	855,954.00	854.22	89,000.78
808 0036	Iris Corridor Safety Improvements/Heacock to Nason	2000 STATE GASOLINE TAX	42,427.00	7,337.13	512.15	34,577.72
808 0036	Iris Corridor Safety Improvements/Heacock to Nason	2301 CAPITAL PROJECTS GRANTS	419,644.00	28,540.80	7,768.09	383,335.11
808 0037	Perris Blvd Signalized Intersections Safety Improvements	2000 STATE GASOLINE TAX	65,350.00	-	10,291.83	55,058.17
808 0037	Perris Blvd Signalized Intersections Safety Improvements	2301 CAPITAL PROJECTS GRANTS	599,405.00	10,775.75	4,556.70	584,072.55
808 0038	Overnight Intersection Visibility Systemic Safety Improvements	2000 STATE GASOLINE TAX	140,056.00	9,960.60	338.39	129,757.01
808 0038	Overnight Intersection Visibility Systemic Safety Improvements	2301 CAPITAL PROJECTS GRANTS	1,246,125.00	4,423.56	36,650.49	1,205,050.95
808 0039	ITS Master Plan Update	2001 MEASURE A	400,000.00	-	-	400,000.00
808 0040	Redlands Boulevard / Locust Avenue Traffic Signal	3302 DIF TRAFFIC SIGNAL CAPITAL PROJ	246,436.00	103,971.00	12,635.76	129,829.24
808 0042	Citywide Sign Post Reflective Sleeves	1010 GENERAL FUND	800,000.00	-	-	800,000.00
809 0001 30 39	Citywide Fiber Optic Comm Exp	7220 TECHNOLOGY SERVICES ASSET FUND	235,661.00	-	-	235,661.00
810 0001 30 39	Technology Services Equipment Upgrades	7220 TECHNOLOGY SERVICES ASSET FUND	2,417,056.00	-	-	2,417,056.00
810 0021	Electric Vehicle Charging Infrastructure Master Plan	1010 GENERAL FUND	5,447.00	-	-	5,447.00
810 0021	Electric Vehicle Charging Infrastructure Master	2301 CAPITAL PROJECTS GRANTS	42,047.00	-	-	42,047.00
810 0027	Wifi Garden Expansion	2512 COMM DEV BLOCK GRANT (CDBG)	220,267.00	-	-	220,267.00
810 0022	MV Roadway Safety Improvements in Three Areas	2000 STATE GASOLINE TAX	99,072.00	96,340.00	992.50	1,739.50
810 0022	MV Roadway Safety Improvements in Three Areas	2301 CAPITAL PROJECTS GRANTS	356,935.00	194,234.27	112,625.25	50,075.48
810 0023	Emergency Operation Center Modernization	1010 GENERAL FUND	-	6,251.57	-	(6,251.57)
810 0024	Moval Supplementary Safety Improvement Plan Ph II	2301 CAPITAL PROJECTS GRANTS	572,000.00	-	1,512.23	570,487.77
810 0025	Transportation Demand Management (TDM) Plan	1010 GENERAL FUND	15,305.00	13,759.87	-	1,545.13
810 0025	Transportation Demand Management (TDM) Plan	2301 CAPITAL PROJECTS GRANTS	120,000.00	106,204.13	3,715.14	10,080.73



## DIF FUND BALANCES

The following table outlines the Development Impact Fees (DIF) fund balances as of 12/31/2024.

Fund	Available Fund Balance as of 12/31/2024
2901 DIF-ARTERIAL STREETS	9,422,671
2902 DIF-TRAFFIC SIGNALS	3,034,083
2903 DIF-FIRE	6,469,449
2904 DIF-POLICE	(5,412,927.56) *
2905 DIF-PARK IMPROVEMENTS	(114,196) **
2019 QUIMBY IN-LIEU PARK FEES	1,247,161
2907 DIF-REC CENTER	(1,111,192) ***
2908 DIF-LIBRARY	6,369,392
2909 DIF-CITY HALL	235,412
2910 DIF-CORPORATE YARD	(260,655) ****
2911 DIF-INTERCHANGE IMPROVEMENT	5,604,461
2912 DIF-MAINTENANCE EQUIPMENT	1,604,140
2913 DIF-ANIMAL SHELTER	13,846
2914 DIF-ADMINISTRATION	931,179
2915 DIF-WORKFORCE DEV FACILITIES	182,011
2916 DIF-PUBLIC ART	2,718,358

\* Pays Debt Services to the 2024 Refunding 2014 Refunding Lease to refund a portion of the 2005 Lease Revenue Bonds

\*\* Loan Agreement with Fund 7330 Facilities Replacement Reserve to cover costs for the Gateway Park Revitalization Project (\$686,640) and Pump Track at Morrison Park Project (\$4,864,366) for the total amount of \$5,551,006

\*\*\* Loan Agreement with Fund 7330 Facilities Replacement Reserve to cover costs for the MV Senior Center Expansion for the total amount of \$1,611,217

\*\*\*\* Loan Agreement with Fund 7330 Facilities Replacement Reserve to cover costs for the Corporate Yard Office Building Project for the total amount of \$2,985,000

## **PROJECT SHEETS FOR NEW AND REVISED PROJECTS**

Changes to the CIP are reviewed and approved by City Council through an individual project related Staff Report, or in quarterly budget adjustments. Project Sheets are revised if there are changes to the funding source and their respective amounts. New Project Sheets are added to the CIP as we continue to receive grant funds and support citywide improvements. The following Project Sheets are mid-year revisions and additions to our CIP.

### **Revised Projects**

801 0110 - Pavement Rehabilitation for Various Streets (CDBG FY 23/24)

801 0112 - Pavement for Sunnymead MDP Line B-16A

803 0057 - Senior Center Expansion

803 0065 - Annex 1 Water Meter

804 0021 - Moreno MDP Line K/Reche Canyon Detention-Debris Basin

805 0062 - Indian Street Line Extension from Gentian Avenue to Iris Avenue

805 0064 - Moreno Beach Dr Line Extension from Cactus Ave to JFK Dr

805 0067 - Nason St Loop Tie from Iris Ave to Cactus Ave

807 0058 - Pump Track at Morrison Park

### **New Projects**

803 0067 – CRC Renovations

807 0064 – Pickleball Court Resurfacing-Woodland Park

**REVISED**

**CITY OF MORENO VALLEY  
Capital Improvement Plan - Project Details  
FYs 2023-2028 and Beyond**

<p><b>Project Title:</b> Pavement Rehabilitation For Various Local Streets (CDBG FY 23-24)</p> <p><b>Department / Division:</b> Public Works Department / Capital Projects Division</p>		<p><b>Project Status:</b></p> <input checked="" type="checkbox"/> New <input type="checkbox"/> Deleted <input type="checkbox"/> In Progress <input type="checkbox"/> On Hold <input type="checkbox"/> Completed		<p><b>Project Priority in CIP Category:</b></p> <input checked="" type="checkbox"/> Essential (Start within 1 yr) <input type="checkbox"/> Necessary (Start within 1 to 3 yrs) <input type="checkbox"/> Desirable (Start within 3 to 5 yrs) <input type="checkbox"/> Deferrable (Start within 5 to 10 yrs)				
<p><b>Project Description:</b> This project provides pavement rehabilitation for 17 local streets within the HUD-CDBG Tract 42518-1 and Brill Road within Tract 42505-2. This project also provides drainage improvements for Brill Road necessary for constructing new pavement on this road. Design: July 2023 to September 2024 Advertise/Award: October 2024 to December 2024 Construction: February 2025 to July 2025 <b>Justification or Significance of Improvement:</b> The project utilizes cost effective pavement resurfacing treatment to rehabilitate the existing pavement. The project would help extend the service life of the roadway.  <b>Estimated Maintenance Costs:</b> Street maintenance typically costs on the average of \$2.50 / square foot for grind and overlay. Street maintenance costs over a 20-year period are estimated at \$12,000 per 13-foot wide lane mile per year.</p>		<p><b>Project Location Map:</b></p> <p align="center">CITYWIDE</p>						
		<p><b>Council District(s):</b></p> <input checked="" type="checkbox"/> District 1 <input type="checkbox"/> District 2 <input type="checkbox"/> District 3 <input type="checkbox"/> District 4						
Life-to-Date Expenditures Through FY 2021/2022: 0			<b>FY 23/24 - FY 24/25 Budget</b>					
<b>PROJECT PHASE</b>	<b>Budget FY 2022/2023</b>		<b>New Request FY 2023/2024</b>	<b>New Request FY 2024/2025</b>	<b>FY 2025/2026</b>	<b>FY 2026/2027</b>	<b>FY 2027/2028 and Beyond</b>	<b>Total</b>
Prelim. Eng. / Environ. Design								
Right of Way Construction				4,017,355				4,017,355
Other			82,550					82,550
<b>PROJECT TOTAL</b>	<b>0</b>		<b>82,550</b>	<b>4,017,355</b>	<b>0</b>	<b>0</b>	<b>0</b>	<b>4,099,905</b>
<b>FUNDING SOURCE</b>	<b>Budget FY 2022/2023</b>		<b>New Request FY 2023/2024</b>	<b>New Request FY 2024/2025</b>	<b>FY 2025/2026</b>	<b>FY 2026/2027</b>	<b>FY 2027/2028 and Beyond</b>	<b>Total</b>
CDBG (2512)			82,550	1,517,450				1,600,000
801 0110-2512				2,499,905				2,499,905
Cap Proj Rem (3008)								
801 0110-3008								
<b>REVENUE TOTAL</b>	<b>0</b>		<b>82,550</b>	<b>4,017,355</b>	<b>0</b>	<b>0</b>	<b>0</b>	<b>4,099,905</b>

**Ratification in FY 24/25 Mid-Year**

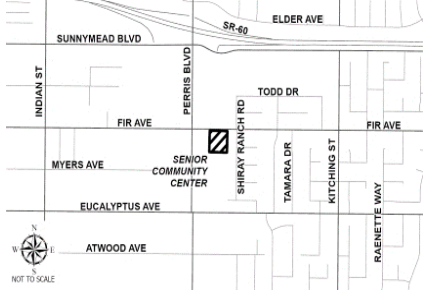
**REVISED**

**CITY OF MORENO VALLEY  
Capital Improvement Plan - Project Details  
FYs 2023-2028 and Beyond**

<b>Project Title:</b> Pavement Sunnymead MDP Line B-16A			<b>Project Status:</b>		<b>Project Priority in CIP Category:</b>			
<b>Department / Division:</b> Public Works Department / Capital Projects Division			<input type="checkbox"/> New <input checked="" type="checkbox"/> In Progress <input type="checkbox"/> Completed		<input type="checkbox"/> Deleted <input type="checkbox"/> On Hold <input checked="" type="checkbox"/> Essential (Start within 1 yr) <input type="checkbox"/> Necessary (Start within 1 to 3 yrs) <input type="checkbox"/> Desirable (Start within 3 to 5 yrs) <input type="checkbox"/> Deferrable (Start within 5 to 10 yrs)			
<b>Project Description:</b> This project installs approximately 68,000 square feet or 3,400 linear feet of a 20-foot wide asphalt roadway along Kitching Street as part of Storm Drain Line B-16A. Riverside County Flood Control and Water Conservation District (RCFC&WCD) entered into a cooperative agreement with the City and funded the drainage improvements and design for the project. The City secured right of way, is managing construction of the project and is funding the roadway improvements for the project. Design: October 2020 to March 2024 Right of Way: June 2018 to October 2023 Contract Award and Construction: September 2024 to February 2025			<b>Project Location Map:</b>					
<b>Justification or Significance of Improvement:</b> This project will assist in eliminating flooding and erosion conveying sediment along Kitching Street and surrounding areas.			CITYWIDE					
<b>Estimated Maintenance Costs:</b> Street Maintenance costs on average are approximately \$2.50/SF for grind and overlay and \$0.75/SF for slurry seal. Street maintenance costs over a 20-year period are estimated to average \$12,000 per 13-foot wide lane mile per year. Street maintenance funding will be part of the deferred maintenance for the whole network. Street maintenance cost over a 20-year period for this project are estimated to cost approximately \$238,000.			<b>Council District(s):</b>					
<input type="checkbox"/> District 1			<input checked="" type="checkbox"/> District 2					
<input type="checkbox"/> District 3			<input type="checkbox"/> District 4					
<b>Life-to-Date Expenditures Through FY 2021/2022: 0</b>			<b>FY 23/24 - FY 24/25 Budget</b>					
<b>PROJECT PHASE</b>	<b>Budget FY 2022/2023</b>		<b>New Request FY 2023/2024</b>	<b>New Request FY 2024/2025</b>	<b>FY 2025/2026</b>	<b>FY 2026/2027</b>	<b>FY 2027/2028 and Beyond</b>	<b>Total</b>
Prelim. Eng. / Environ. Design Right of Way Construction Other				580,366				580,366
<b>PROJECT TOTAL</b>	<b>0</b>		<b>0</b>	<b>580,366</b>	<b>0</b>	<b>0</b>	<b>0</b>	<b>580,366</b>
<b>FUNDING SOURCE</b>	<b>Budget FY 2022/2023</b>		<b>New Request FY 2023/2024</b>	<b>New Request FY 2024/2025</b>	<b>FY 2025/2026</b>	<b>FY 2026/2027</b>	<b>FY 2027/2028 and Beyond</b>	<b>Total</b>
Cap Proj Reimb (3008) 801 0112-3008				580,366				580,366
<b>REVENUE TOTAL</b>	<b>0</b>		<b>0</b>	<b>580,366</b>	<b>0</b>	<b>0</b>	<b>0</b>	<b>580,366</b>

**Ratification in FY 24/25 Mid-Year**

**CITY OF MORENO VALLEY  
Capital Improvement Plan - Project Details  
FYs 2023-2028 and Beyond**

<p><b>Project Title:</b> Senior Center Expansion</p> <p><b>Department / Division:</b> Parks &amp; Community Services Department / Capital Projects Division</p>		<p><b>Project Status:</b></p> <input checked="" type="checkbox"/> New <input type="checkbox"/> In Progress <input type="checkbox"/> Completed <input type="checkbox"/> Deleted <input type="checkbox"/> On Hold		<p><b>Project Priority in CIP Category:</b></p> <input checked="" type="checkbox"/> Essential (Start within 1 yr) <input type="checkbox"/> Necessary (Start within 1 to 3 yrs) <input type="checkbox"/> Desirable (Start within 3 to 5 yrs) <input type="checkbox"/> Deferrable (Start within 5 to 10 yrs)				
<p><b>Project Description:</b> This project will expand the existing senior center by adding approximately 4,000 square feet of building space allowing the center to serve the growing number of senior citizens with additional programs, classes, events, and social activities. The project will upgrade existing restrooms and other facilities to current ADA standards. Modifications to the existing parking lot and landscape areas to accommodate the expansion may be included, as necessary.</p> <p><b>Justification or Significance of Improvement:</b> The expansion of the Senior Center is necessary to provide adequate space for handling the increasing number of senior patrons and allowing the Center to add more programs, classes, events, and social activities as requested by the senior community.</p> <p><b>Estimated Maintenance Costs:</b> Annual average building maintenance costs are estimated at approximately \$10/SF. Currently no new funding source has been identified to fund these maintenance costs.</p>		<p><b>Project Location Map:</b></p>  <p><b>Council District(s):</b></p> <input type="checkbox"/> District 1 <input type="checkbox"/> District 2 <input checked="" type="checkbox"/> District 3 <input type="checkbox"/> District 4						
<p>Life-to-Date Expenditures Through FY 2021/2022: 0</p>		<p><b>FY 23/24 - FY 24/25 Budget</b></p>						
<b>PROJECT PHASE</b>	<b>Budget FY 2022/2023</b>		<b>New Request FY 2023/2024</b>	<b>New Request FY 2024/2025</b>	<b>FY 2025/2026</b>	<b>FY 2026/2027</b>	<b>FY 2027/2028 and Beyond</b>	<b>Total</b>
Prelim. Eng. / Environ. Design	6,163		247,352					
Right of Way Construction				6,029,000				6,029,000
Other	12,743		15,959					15,959
<b>PROJECT TOTAL</b>	<b>0</b>		<b>263,311</b>	<b>6,029,000</b>	<b>0</b>	<b>0</b>	<b>0</b>	<b>6,292,311</b>
<b>FUNDING SOURCE</b>	<b>Budget FY 2022/2023</b>		<b>New Request FY 2023/2024</b>	<b>New Request FY 2024/2025</b>	<b>FY 2025/2026</b>	<b>FY 2026/2027</b>	<b>FY 2027/2028 and Beyond</b>	<b>Total</b>
DIF Rec Center (2907) 803 0057-3000	18,906		263,311	1,117,783				1,381,094
General Fund (1010) 803 0057-3000				3,300,000				3,300,000
Facility Const (7330) 803 0057-3000				1,611,217				1,611,217
<b>REVENUE TOTAL</b>	<b>18,906</b>		<b>263,311</b>	<b>6,029,000</b>	<b>0</b>	<b>0</b>	<b>0</b>	<b>6,292,311</b>

Staff Report ID 24-0579 - CC Approved on 10/15/2024

**CITY OF MORENO VALLEY  
Capital Improvement Plan - Project Details  
FYs 2023-2028 and Beyond**

<p><b>Project Title:</b> Annex #1 Water Meter</p> <p><b>Department / Division:</b> Public Works Department / Capital Projects Division</p>		<p><b>Project Status:</b></p> <p><input type="checkbox"/> New <input type="checkbox"/> Deleted</p> <p><input checked="" type="checkbox"/> In Progress <input type="checkbox"/> On Hold</p> <p><input type="checkbox"/> Completed</p>		<p><b>Project Priority in CIP Category:</b></p> <p><input checked="" type="checkbox"/> Essential (Start within 1 yr)</p> <p><input type="checkbox"/> Necessary (Start within 1 to 3 yrs)</p> <p><input type="checkbox"/> Desirable (Start within 3 to 5 yrs)</p> <p><input type="checkbox"/> Deferrable (Start within 5 to 10 yrs)</p>			
<p><b>Project Description:</b></p> <p>The City of Moreno Valley acquired sole ownership of one of the buildings from the complex owner to create the City Hall Annex, prompting the installation of a new/separate meter. The City is installing 2 separate meters: one for its existing building (City Hall Annex) and one for the existing landscape areas in front of and next to this building. Design: September 2023 to September 2024 Advertise / Award: October 2024 to December 2024 Construction: January 2025 to March 2025</p> <p><b>Justification or Significance of Improvement:</b></p> <p>The complex owner has requested the City to set up its own meter to streamline billing processes since all four existing buildings of the complex are sharing one meter. Presently, the complex owner invoices the City and handles water bill payments, but desires for the City to manage the water bill directly by installing its own meter.</p> <p><b>Estimated Maintenance Costs:</b> N/A</p>		<p><b>Project Location Map:</b></p> <p style="text-align: right;"><b>Council District(s):</b></p> <p><input type="checkbox"/> District 1 <input type="checkbox"/> District 2 <input checked="" type="checkbox"/> District 3 <input type="checkbox"/> District 4</p>					
<p><b>Life-to-Date Expenditures Through FY 2021/2022:</b> 0</p>		<p><b>FY 23/24 - FY 24/25 Budget</b></p>					
<b>PROJECT PHASE</b>	<b>Budget FY 2022/2023</b>	<b>New Request FY 2023/2024</b>	<b>New Request FY 2024/2025</b>	<b>FY 2025/2026</b>	<b>FY 2026/2027</b>	<b>FY 2027/2028 and Beyond</b>	<b>Total</b>
Prelim. Eng. / Environ. Design			218,719				
Right of Way Construction		54,306					54,306
Other							
<b>PROJECT TOTAL</b>	<b>0</b>	<b>54,306</b>	<b>218,719</b>	<b>0</b>	<b>0</b>	<b>0</b>	<b>273,025</b>
<b>FUNDING SOURCE</b>	<b>Budget FY 2022/2023</b>	<b>New Request FY 2023/2024</b>	<b>New Request FY 2024/2025</b>	<b>FY 2025/2026</b>	<b>FY 2026/2027</b>	<b>FY 2027/2028 and Beyond</b>	<b>Total</b>
DIF - City Hall (2909) 803 0065-3000		54,306	218,719				273,025
<b>REVENUE TOTAL</b>	<b>0</b>	<b>54,306</b>	<b>218,719</b>	<b>0</b>	<b>0</b>	<b>0</b>	<b>273,025</b>

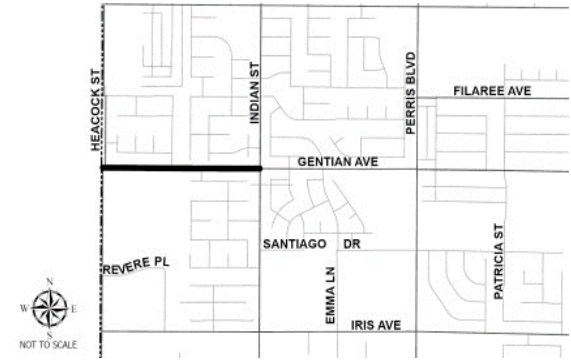
Staff Report ID 24-0661 - CC Approved on 12/17/2024

**CITY OF MORENO VALLEY  
Capital Improvement Plan - Project Details  
FYs 2023-2028 and Beyond**

<p><b>Project Title:</b> Moreno MDP Line K and Reche Canyon Detention-Debris Basin</p> <p><b>Department / Division:</b> Public Works Department / Capital Projects Division</p>		<p><b>Project Status:</b></p> <input checked="" type="checkbox"/> New <input type="checkbox"/> In Progress <input type="checkbox"/> Completed <input type="checkbox"/> Deleted <input type="checkbox"/> On Hold		<p><b>Project Priority in CIP Category:</b></p> <input checked="" type="checkbox"/> Essential (Start within 1 yr) <input type="checkbox"/> Necessary (Start within 1 to 3 yrs) <input type="checkbox"/> Desirable (Start within 3 to 5 yrs) <input type="checkbox"/> Deferrable (Start within 5 to 10 yrs)				
<p><b>Project Description:</b></p> <p>This project will install a retention-debris basin at Reche Canyon Drive and Locust Avenue, and the Sunnymead MDP storm drain Line K starting from this basin, going east along Locust Ave., then going south along Moreno Beach Dr. to the intersection of Moreno Beach Drive and Juniper Avenue, then going southwest across the open field the existing Nason Basin. Riverside County Flood Control Area Drainage Plan (ADP) fees are to be used as local match for federal funding received for this project.</p> <p>Justification or Significance of Improvement: The proposed storm drain is to be designed and constructed to mitigate flooding for Locust Ave. and Moreno Beach Dr., and for the community bounded by Locust Ave. on the north, SR-60 on the south, Nason St. on the west, and Moreno Beach Dr. on the east.</p> <p>Estimated Maintenance Costs: The Riverside County Flood Control and Water Conservation District will maintain pipes larger than 36" diameter. City will maintain pipes 36" diameter or smaller. Annual average costs associated with storm drain maintenance are estimated at approximately \$121 per catch basin. This does not include actual catch basin and/or pipeline replacement, which typically have lifespans of 70 to 100 years. Although actual maintenance costs may vary, these estimated maintenance costs are based on historical maintenance costs for the City of Moreno Valley's storm drain infrastructure. Drainage maintenance funding will be part of the deferred maintenance for the whole network.</p>		<p><b>Project Location Map:</b></p> <p><b>Council District(s):</b></p> <input type="checkbox"/> District 1 <input checked="" type="checkbox"/> District 2 <input type="checkbox"/> District 3 <input type="checkbox"/> District 4						
<p><b>Life-to-Date Expenditures Through FY 2021/2022: 0</b></p>		<p align="center"><b>FY 23/24 - FY 24/25 Budget</b></p>						
<b>PROJECT PHASE</b>	<b>Budget FY 2022/2023</b>		<b>New Request FY 2023/2024</b>	<b>New Request FY 2024/2025</b>	<b>FY 2025/2026</b>	<b>FY 2026/2027</b>	<b>FY 2027/2028 and Beyond</b>	<b>Total</b>
Prelim. Eng. / Environ. Design								
Right of Way				4,236,727				4,236,727
Construction			13,273					13,273
Other								
<b>PROJECT TOTAL</b>	<b>0</b>		<b>13,273</b>	<b>4,236,727</b>	<b>0</b>	<b>0</b>	<b>0</b>	<b>4,250,000</b>
<b>FUNDING SOURCE</b>	<b>Budget FY 2022/2023</b>		<b>New Request FY 2023/2024</b>	<b>New Request FY 2024/2025</b>	<b>FY 2025/2026</b>	<b>FY 2026/2027</b>	<b>FY 2027/2028 and Beyond</b>	<b>Total</b>
Cap Proj Grants (2301) 804 0021-2301				700,000				700,000
PW Gen Cap Proj (3002) 804 0021-3002				3,500,000				3,500,000
General Fund (1010) 804 0021-1010			13,273	36,727				50,000
<b>REVENUE TOTAL</b>	<b>0</b>		<b>13,273</b>	<b>4,236,727</b>	<b>0</b>	<b>0</b>	<b>0</b>	<b>4,250,000</b>

Staff Report ID 24-0612 - CC Approved on 11/19/2024

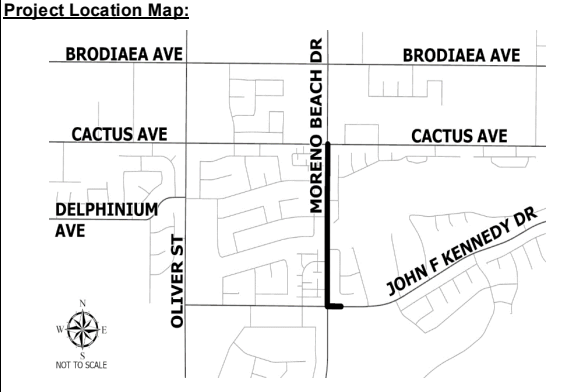
**CITY OF MORENO VALLEY  
Capital Improvement Plan - Project Details  
FYs 2023-2028 and Beyond**

<p><b>Project Title:</b> Indian Street Line Extension from Gentian Avenue to Iris Avenue</p> <p><b>Department / Division:</b> Public Works Department / Electric Utility Division</p>		<p><b>Project Status:</b></p> <p><input type="checkbox"/> New                      <input type="checkbox"/> Deleted</p> <p><input checked="" type="checkbox"/> In Progress            <input type="checkbox"/> On Hold</p> <p><input type="checkbox"/> Completed</p>		<p><b>Project Priority in CIP Category:</b></p> <p><input checked="" type="checkbox"/> Essential (Start within 1 yr)</p> <p><input type="checkbox"/> Necessary (Start within 1 to 3 yrs)</p> <p><input type="checkbox"/> Desirable (Start within 3 to 5 yrs)</p> <p><input type="checkbox"/> Deferrable (Start within 5 to 10 yrs)</p>				
<p><b>Project Description:</b></p> <p>This project will install a new electrical circuit backbone along Gentian Avenue. It will include the installation of cable and conduit on Gentian Avenue from Heacock Street to Indian Street. This line extension will create a circuit tie between the Edwin circuit and March circuit to improve system reliability.</p> <p>Environmental: Completed Design: Completed Construction: May 2023 to June 2025</p> <p><b>Justification or Significance of Improvement:</b></p> <p>This will improve system reliability/service-restoration by creating a loop feed in the circuit.</p> <p><b>Estimated Maintenance Costs:</b></p> <p>Ongoing maintenance costs are built into Moreno Valley Utilities rate structure as part of the cost to serve.</p>		<p><b>Project Location Map:</b></p>  <p><b>Council District(s):</b></p> <p><input type="checkbox"/> District 1    <input type="checkbox"/> District 2    <input type="checkbox"/> District 3    <input checked="" type="checkbox"/> District 4</p>						
<p>Life-to-Date Expenditures Through FY 2021/2022: 0</p>		<p align="center"><b>FY 23/24 - FY 24/25 Budget</b></p>						
<b>PROJECT PHASE</b>	<b>Budget FY 2022/2023</b>		<b>New Request FY 2023/2024</b>	<b>New Request FY 2024/2025</b>	<b>FY 2025/2026</b>	<b>FY 2026/2027</b>	<b>FY 2027/2028 and Beyond</b>	<b>Total</b>
Prelim. Eng. / Environ. Design	15,964		2,524	1,000 1,512				1,000 4,036
Right of Way Construction				1,361,817				1,361,817
Other			227					227
<b>PROJECT TOTAL</b>	<b>15,964</b>		<b>2,751</b>	<b>1,364,329</b>	<b>0</b>	<b>0</b>	<b>0</b>	<b>1,367,080</b>
<b>FUNDING SOURCE</b>	<b>Budget FY 2022/2023</b>		<b>New Request FY 2023/2024</b>	<b>New Request FY 2024/2025</b>	<b>FY 2025/2026</b>	<b>FY 2026/2027</b>	<b>FY 2027/2028 and Beyond</b>	<b>Total</b>
Electric-Restricted (6011) 805 0062-6011	15,964		2,751	1,364,329				1,367,080
<b>REVENUE TOTAL</b>	<b>15,964</b>		<b>2,751</b>	<b>1,364,329</b>	<b>0</b>	<b>0</b>	<b>0</b>	<b>1,367,080</b>

Staff Report ID 24-0588 - CC Approved on 10/15/2024



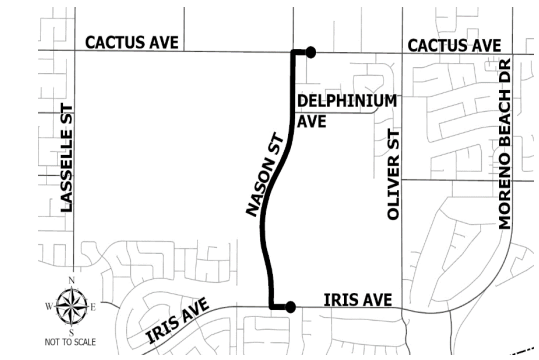
**CITY OF MORENO VALLEY  
Capital Improvement Plan - Project Details  
FYs 2023-2028 and Beyond**

<p><b>Project Title:</b> Moreno Beach Drive Line Extension from Cactus Avenue to John F. Kennedy Drive</p> <p><b>Department / Division:</b> Public Works Department / Electric Utility Division</p>		<p><b>Project Status:</b></p> <p><input type="checkbox"/> New <input type="checkbox"/> Deleted</p> <p><input checked="" type="checkbox"/> In Progress <input type="checkbox"/> On Hold</p> <p><input type="checkbox"/> Completed</p>		<p><b>Project Priority in CIP Category:</b></p> <p><input checked="" type="checkbox"/> Essential (Start within 1 yr)</p> <p><input type="checkbox"/> Necessary (Start within 1 to 3 yrs)</p> <p><input type="checkbox"/> Desirable (Start within 3 to 5 yrs)</p> <p><input type="checkbox"/> Deferrable (Start within 5 to 10 yrs)</p>				
<p><b>Project Description:</b></p> <p>This project will install a new backbone along Moreno Beach Drive. It will include conduit and cable from Cactus Avenue to John F. Kennedy Drive along Moreno Beach Drive.</p> <p>Environmental: January 2023 to March 2023 Design: January 2023 to March 2023 Construction: May 2023 to June 2025</p> <p><b>Justification or Significance of Improvement:</b></p> <p>This will improve system reliability and provide a loop feed for the housing tracts and Rancho Belago apartments near the intersection of Moreno Beach Drive and John F. Kennedy Drive.</p> <p><b>Estimated Maintenance Costs:</b></p> <p>Ongoing maintenance costs are built into Moreno Valley Utilities rate structure as part of the cost to serve.</p>		<p><b>Project Location Map:</b></p>  <p><b>Council District(s):</b></p> <p><input type="checkbox"/> District 1 <input type="checkbox"/> District 2 <input type="checkbox"/> District 3 <input checked="" type="checkbox"/> District 4</p>						
<p><b>Life-to-Date Expenditures Through FY 2021/2022: 0</b></p>		<p><b>FY 23/24 - FY 24/25 Budget</b></p>						
<b>PROJECT PHASE</b>	<b>Budget FY 2022/2023</b>		<b>New Request FY 2023/2024</b>	<b>New Request FY 2024/2025</b>	<b>FY 2025/2026</b>	<b>FY 2026/2027</b>	<b>FY 2027/2028 and Beyond</b>	<b>Total</b>
Prelim. Eng. / Environ. Design	15,014		2,652	1,000 36,334				1,000 38,986
Right of Way Construction				1,671,183				1,671,183
Other			227					227
<b>PROJECT TOTAL</b>	<b>15,014</b>		<b>2,879</b>	<b>1,708,517</b>	<b>0</b>	<b>0</b>	<b>0</b>	<b>1,711,396</b>
<b>FUNDING SOURCE</b>	<b>Budget FY 2022/2023</b>		<b>New Request FY 2023/2024</b>	<b>New Request FY 2024/2025</b>	<b>FY 2025/2026</b>	<b>FY 2026/2027</b>	<b>FY 2027/2028 and Beyond</b>	<b>Total</b>
Electric-Restricted (6011) 805 0064-6011	15,014		2,879	1,708,517				1,711,396
<b>REVENUE TOTAL</b>	<b>15,014</b>		<b>2,879</b>	<b>1,708,517</b>	<b>0</b>	<b>0</b>	<b>0</b>	<b>1,711,396</b>

Staff Report ID 24-0610 - CC Approved on 11/19/2024

**REVISED**

**CITY OF MORENO VALLEY  
Capital Improvement Plan - Project Details  
FYs 2023-2028 and Beyond**

<p><b>Project Title:</b> Nason Street Loop Tie from Iris Avenue to Cactus Avenue</p> <p><b>Department / Division:</b> Public Works Department / Electric Utility Division</p>		<p><b>Project Status:</b></p> <p><input type="checkbox"/> New      <input type="checkbox"/> Deleted</p> <p><input checked="" type="checkbox"/> In Progress      <input type="checkbox"/> On Hold</p> <p><input type="checkbox"/> Completed</p>		<p><b>Project Priority in CIP Category:</b></p> <p><input checked="" type="checkbox"/> Essential (Start within 1 yr)</p> <p><input type="checkbox"/> Necessary (Start within 1 to 3 yrs)</p> <p><input type="checkbox"/> Desirable (Start within 3 to 5 yrs)</p> <p><input type="checkbox"/> Deferrable (Start within 5 to 10 yrs)</p>				
<p><b>Project Description:</b></p> <p>This project will install 5,557 LF of new cable and tie-in conduits along Nason Street from Iris Avenue to Cactus Avenue.</p> <p>Environmental: January 2023 to March 2023 Design: January 2023 to March 2023 Construction: May 2023 to June 2025</p> <p><b>Justification or Significance of Improvement:</b></p> <p>This will improve system reliability and provide a loop feed for the future development projects along Nason Street from Iris Avenue to Cactus Avenue.</p> <p><b>Estimated Maintenance Costs:</b></p> <p>Ongoing maintenance costs are built into Moreno Valley Utilities rate structure as part of the cost to serve.</p>		<p><b>Project Location Map:</b></p>  <p><b>Council District(s):</b></p> <p><input type="checkbox"/> District 1    <input type="checkbox"/> District 2    <input type="checkbox"/> District 3    <input checked="" type="checkbox"/> District 4</p>						
<p>Life-to-Date Expenditures Through FY 2021/2022: 0</p>		<p align="center"><b>FY 23/24 - FY 24/25 Budget</b></p>						
<b>PROJECT PHASE</b>	<b>Budget FY 2022/2023</b>		<b>New Request FY 2023/2024</b>	<b>New Request FY 2024/2025</b>	<b>FY 2025/2026</b>	<b>FY 2026/2027</b>	<b>FY 2027/2028 and Beyond</b>	<b>Total</b>
Prelim. Eng. / Environ. Design	15,224		2,869	1,000 50,307				1,000 53,176
Right of Way Construction				1,642,456				1,642,456
Other			153					153
<b>PROJECT TOTAL</b>	<b>15,224</b>		<b>3,022</b>	<b>1,693,763</b>	<b>0</b>	<b>0</b>	<b>0</b>	<b>1,696,785</b>
<b>FUNDING SOURCE</b>	<b>Budget FY 2022/2023</b>		<b>New Request FY 2023/2024</b>	<b>New Request FY 2024/2025</b>	<b>FY 2025/2026</b>	<b>FY 2026/2027</b>	<b>FY 2027/2028 and Beyond</b>	<b>Total</b>
Electric-Restricted (6011) 805 0067-6011	15,224		3,022	1,693,763				1,696,785
<b>REVENUE TOTAL</b>	<b>15,224</b>		<b>3,022</b>	<b>1,693,763</b>	<b>0</b>	<b>0</b>	<b>0</b>	<b>1,696,785</b>

Staff Report ID 24-0586 - CC Approved on 10/15/2024

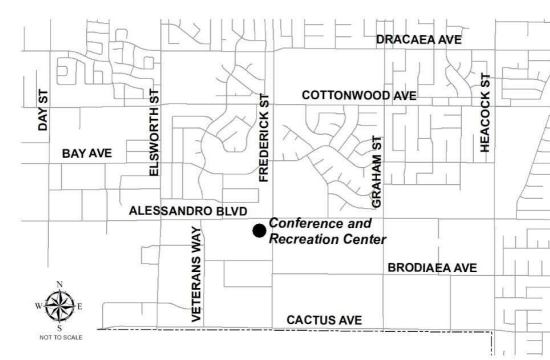
**CITY OF MORENO VALLEY  
Capital Improvement Plan - Project Details  
FYs 2023-2028 and Beyond**

<p><b>Project Title:</b> Pump Track at Morrison Park</p> <p><b>Department / Division:</b> Parks &amp; Community Services Department / Parks Division</p>		<p><b>Project Status:</b></p> <p><input type="checkbox"/> New      <input type="checkbox"/> Deleted</p> <p><input checked="" type="checkbox"/> In Progress      <input type="checkbox"/> On Hold</p> <p><input type="checkbox"/> Completed</p>		<p><b>Project Priority in CIP Category:</b></p> <p><input checked="" type="checkbox"/> Essential (Start within 1 yr)</p> <p><input type="checkbox"/> Necessary (Start within 1 to 3 yrs)</p> <p><input type="checkbox"/> Desirable (Start within 3 to 5 yrs)</p> <p><input type="checkbox"/> Deferrable (Start within 5 to 10 yrs)</p>				
<p><b>Project Description:</b></p> <p>A pump track, with an adaptive park feature for tots, at March Field Park will bring a new and unique recreation experience to Moreno Valley, and will be a destination recreational feature for the city. A pump track is a looped sequence of rollers and banked turns for bike riders, designed to maximize momentum, so that minimal pedaling is required. The March Field pump track will be designed and built for use by all ages and skill levels, and for regional/national competitions.</p> <p>Preliminary Design Environmental: November 2022 to April 2023                  Design: May 2023 to August 2023                  Advertise / Award: September 2023 to November 2023                  Construction: December 2023 to June 2025</p> <p><b>Justification or Significance of Improvement:</b></p> <p>A pump track at March Field will bring a new and unique recreation experience to Moreno Valley and will be a destination recreational feature for the City.</p> <p><b>Estimated Maintenance Costs:</b></p> <p>Annual park maintenance costs average \$12,000 / acre based on budget information provided by the Parks Maintenance Division. Actual maintenance costs may vary depending on the size and amenities of the site. Parks maintenance is typically funded by Zone A (CDF No. 1 for newer parks).</p>		<p><b>Project Location Map:</b></p> <p><b>Council District(s):</b></p> <p><input type="checkbox"/> District 1    <input type="checkbox"/> District 2    <input type="checkbox"/> District 3    <input type="checkbox"/> District 4</p>						
<p><b>Life-to-Date Expenditures Through FY 2021/2022:</b> 0</p>		<p align="center"><b>FY 23/24 - FY 24/25 Budget</b></p>						
<b>PROJECT PHASE</b>	<b>Budget FY 2022/2023</b>		<b>New Request FY 2023/2024</b>	<b>New Request FY 2024/2025</b>	<b>FY 2025/2026</b>	<b>FY 2026/2027</b>	<b>FY 2027/2028 and Beyond</b>	<b>Total</b>
Prelim. Eng. / Environ. Design	37,405		14,700					14,700
Right of Way Construction	500		112	8,043,262				8,043,374
Other			16,149					16,149
<b>PROJECT TOTAL</b>	<b>37,905</b>		<b>408,731</b>	<b>8,043,262</b>	<b>0</b>	<b>0</b>	<b>0</b>	<b>8,451,993</b>
<b>FUNDING SOURCE</b>	<b>Budget FY 2022/2023</b>		<b>New Request FY 2023/2024</b>	<b>New Request FY 2024/2025</b>	<b>FY 2025/2026</b>	<b>FY 2026/2027</b>	<b>FY 2027/2028 and Beyond</b>	<b>Total</b>
PCS Cap Proj (2905) 807 0058-3015	37,905		408,731	8,043,262				8,451,993
<b>REVENUE TOTAL</b>	<b>37,905</b>		<b>408,731</b>	<b>8,043,262</b>	<b>0</b>	<b>0</b>	<b>0</b>	<b>8,451,993</b>

Staff Report ID 24-0631 - CC Approved on 11/19/24

**NEW**


**CITY OF MORENO VALLEY  
Capital Improvement Plan - Project Details  
FYs 2023-2028 and Beyond**

<p><b>Project Title:</b> CRC Renovations</p> <p><b>Department / Division:</b> Public Works / Fleet &amp; Facilities Maintenance</p>		<p><b>Project Status:</b></p> <input checked="" type="checkbox"/> New <input type="checkbox"/> In Progress <input type="checkbox"/> Completed <input type="checkbox"/> Deleted <input type="checkbox"/> On Hold		<p><b>Project Priority in CIP Category:</b></p> <input type="checkbox"/> Essential (Start within 1 yr) <input checked="" type="checkbox"/> Necessary (Start within 1 to 3 yrs) <input type="checkbox"/> Desirable (Start within 3 to 5 yrs) <input type="checkbox"/> Deferrable (Start within 5 to 10 yrs)				
<p><b>Project Description:</b> CRC maintenance, renovation, modification, revitalization, and repair.</p> <p><b>Justification or Significance of Improvement:</b> CRC maintenance, renovation, modification, revitalization, and repair</p> <p><b>Estimated Maintenance Costs:</b> Annual average building maintenance costs are estimated at approximately \$10.00/SF. Currently no new funding source has been identified to fund these maintenance costs.</p>		<p><b>Project Location Map:</b></p>  <p><b>Council District(s):</b></p> <input checked="" type="checkbox"/> District 1 <input type="checkbox"/> District 2 <input type="checkbox"/> District 3 <input type="checkbox"/> District 4						
<p>Life-to-Date Expenditures Through FY 2021/2022: 0</p>		<p align="center"><b>FY 23/24 - FY 24/25 Budget</b></p>						
<b>PROJECT PHASE</b>	<b>Budget FY 2022/2023</b>		<b>New Request FY 2023/2024</b>	<b>New Request FY 2024/2025</b>	<b>FY 2025/2026</b>	<b>FY 2026/2027</b>	<b>FY 2027/2028 and Beyond</b>	<b>Total</b>
Prelim. Eng. / Environ. Design Right of Way Construction Other				617,133				617,133
<b>PROJECT TOTAL</b>	<b>0</b>		<b>0</b>	<b>617,133</b>	<b>0</b>	<b>0</b>	<b>0</b>	<b>617,133</b>
<b>FUNDING SOURCE</b>	<b>Budget FY 2022/2023</b>		<b>New Request FY 2023/2024</b>	<b>New Request FY 2024/2025</b>	<b>FY 2025/2026</b>	<b>FY 2026/2027</b>	<b>FY 2027/2028 and Beyond</b>	<b>Total</b>
Facility Const (7330) 803 0067-3000				617,133				617,133
<b>REVENUE TOTAL</b>	<b>0</b>		<b>0</b>	<b>617,133</b>	<b>0</b>	<b>0</b>	<b>0</b>	<b>617,133</b>

**Budget Adjustment in FY 24/25 Mid-Year**

**NEW**

**CITY OF MORENO VALLEY  
Capital Improvement Plan - Project Details  
FYs 2023-2028 and Beyond**

<p><b>Project Title:</b> Pickleball Court Resurfacing-Woodland Park</p> <p><b>Department / Division:</b> Parks &amp; Community Services-Parks Division</p>		<p><b>Project Status:</b></p> <p><input checked="" type="checkbox"/> New      <input type="checkbox"/> Deleted</p> <p><input type="checkbox"/> In Progress      <input type="checkbox"/> On Hold</p> <p><input type="checkbox"/> Completed</p>		<p><b>Project Priority in CIP Category:</b></p> <p><input checked="" type="checkbox"/> Essential (Start within 1 yr)</p> <p><input type="checkbox"/> Necessary (Start within 1 to 3 yrs)</p> <p><input type="checkbox"/> Desirable (Start within 3 to 5 yrs)</p> <p><input type="checkbox"/> Deferrable (Start within 5 to 10 yrs)</p>			
<p><b>Project Description:</b></p> <p>Pickleball courts will be resurfaced at Woodland Park to include removal and addition of existing tennis court posts, removal of existing acrylic surface and installation of new Sport Master Acrylic surface, installation of new game lines, caulking removal and new installation, furnishing and install of new posts, nets and fencing.</p> <p><b>Justification or Significance of Improvement:</b></p> <p>The resurfacing of the current pickleball courts will help improve and expand the life of the courts while enhancing the experience for users. The courts are heavily utilized and the sport is continuing to grow and expand.</p> <p><b>Estimated Maintenance Costs:</b> Park maintenance costs average approximately \$15,000 per year based on the Park Maintenance Division budget. Actual maintenance costs may vary depending on the size and amenities fo the site.</p>		<p><b>Project Location Map:</b></p>  <p align="center"><b>Council District(s):</b></p> <p><input type="checkbox"/> District 1    <input type="checkbox"/> District 2    <input checked="" type="checkbox"/> District 3    <input type="checkbox"/> District 4</p>					
<p><b>Life-to-Date Expenditures Through FY 2021/2022: 0</b></p>		<p align="center"><b>FY 23/24 - FY 24/25 Budget</b></p>					
<b>PROJECT PHASE</b>	<b>Budget FY 2022/2023</b>	<b>New Request FY 2023/2024</b>	<b>New Request FY 2024/2025</b>	<b>FY 2025/2026</b>	<b>FY 2026/2027</b>	<b>FY 2027/2028 and Beyond</b>	<b>Total</b>
Prelim. Eng. / Environ. Design Right of Way Construction Other			150,000				150,000
<b>PROJECT TOTAL</b>	<b>0</b>	<b>0</b>	<b>150,000</b>	<b>0</b>	<b>0</b>	<b>0</b>	<b>150,000</b>
<b>FUNDING SOURCE</b>	<b>Budget FY 2022/2023</b>	<b>New Request FY 2023/2024</b>	<b>New Request FY 2024/2025</b>	<b>FY 2025/2026</b>	<b>FY 2026/2027</b>	<b>FY 2027/2028 and Beyond</b>	<b>Total</b>
PCS Cap Proj (2019) 807 0064-3016			150,000				150,000
<b>REVENUE TOTAL</b>	<b>0</b>	<b>0</b>	<b>150,000</b>	<b>0</b>	<b>0</b>	<b>0</b>	<b>150,000</b>

**Budget Adjustment in FY 24/25 Mid-Year**

## **SUMMARY**

Population growth and private development increased the demand for street and traffic signal construction, new parks, expansion of public buildings, and new electric facilities to reliably serve existing and future customers. Aligning the City's capital budget with community needs will continue to be a challenge. However, the city has taken steps to expand funding that demonstrates its commitment to maintaining and enhancing capital needs. Capital planning represents an ongoing investment in the City's future to ensure the timely repair and replacement of aging infrastructure, and the implementation of priorities to meet the demands of our community. Staff will continue to pursue funding alternatives and identify priorities for Council's consideration to deliver projects that meet the needs of the city and the region.

# Moreno Valley Community Foundation Budget

Expense Classifications	FY 2023/24 Amended Budget	FY 2024/25 Amended Budget
Community Benefit	\$ 316,250	\$ 316,250
Operating Materials & Supplies	70,969	61,566
Contractual Services	112,500	112,500
Professional Services	25,000	40,000
Personnel Services	9,190	9,190
Marketing Services	934	934
<b>Total Administrative Budget</b>	<b>\$ 534,843</b>	<b>\$ 540,440</b>

RESOLUTION NO. 2025-XX

A RESOLUTION OF THE CITY COUNCIL OF THE CITY OF MORENO VALLEY, CALIFORNIA, ADOPTING THE REVISED OPERATING AND CAPITAL BUDGETS FOR FISCAL YEARS 2023/24 AND 2024/25

WHEREAS, the City Council approved the Operating and Capital Budgets for the City for Fiscal Years 2023/24 and 2024/25, a copy of which, as may have been amended by the City Council, is on file in the Office of the City Clerk and is available for public inspection; and

WHEREAS, the City Council approves amendments to the budgets throughout the fiscal year and such prior amendments are reflected within the current amended budget and further ratified as part of the adoption of the quarterly budget amendments; and

WHEREAS, the City Manager has heretofore submitted to the City Council proposed amendments to the Operating and Capital Budgets for the City for Fiscal Years 2023/24 and 2024/25, a copy of which, as may have been amended by the City Council, is on file in the Office of the City Clerk and is available for public inspection; and

WHEREAS, the said proposed amendments to the Operating and Capital Budgets contain estimates of the services, activities and projects comprising the budget, and contains expenditure requirements and the resources available to the City; and

WHEREAS, the said proposed amendments to the Operating and Capital Budgets contain the estimates of uses of fund balance as required to stabilize the delivery of City services during periods of operational deficits; and

WHEREAS, the City Council has made such revisions to the proposed amended Operating and Capital Budgets as so desired; and

WHEREAS, the City Manager may authorize submittal of grant applications and is also authorized to accept grant awards on behalf of the City as further described in the Grants Administrative Procedure; and

WHEREAS, it is the intent to ensure that maximum efficiency and savings are realized in the procurement of the annual technology maintenance agreements, the City Manager is authorized to approve such agreements as long as budget was previously appropriated by the City Council and approved by the City Attorney; and

WHEREAS, it is the intent to ensure that maximum efficiency and savings are realized in the procurement of the annual legal services agreements, the City Manager is authorized to approve such agreements as long as budget was previously appropriated by the City Council and approved by the City Attorney; and



WHEREAS, it is the intent to ensure that maximum efficiency and savings are realized in the procurement of the Moreno Valley Utility purchase power agreements, the City Manager is authorized to approve such agreements as long as budget was previously appropriated by the City Council and approved by the City Attorney; and

WHEREAS, it is the intent to ensure that maximum efficiency and savings are realized in the procurement of annual temporary staffing service agreements, the City Manager is authorized to approve such agreements as long as budget was previously appropriated by the City Council and approved by the City Attorney; and

WHEREAS, it is the intent to ensure that maximum efficiency and savings are realized in the procurement of facility furniture purchases, the City Manager is authorized to approve such agreements as long as budget was previously appropriated by the City Council and approved by the City Attorney; and

WHEREAS, it is the intent to ensure that maximum efficiency and savings are realized in the procurement of annual advertisement and marketing materials/services, the City Manager is authorized to approve such agreements as long as budget was previously appropriated by the City Council and approved by the City Attorney; and

WHEREAS, the amended Operating and Capital Budgets, as herein approved, will enable the City Council to make adequate financial plans and will ensure that City officers can administer their respective functions in accordance with such plans.

NOW, THEREFORE, THE CITY COUNCIL OF THE CITY OF MORENO VALLEY, CALIFORNIA, DOES HEREBY RESOLVE AS FOLLOWS:

1. The proposed amendments to the Operating and Capital Budgets, attached as Exhibit A and as on file in the Office of the City Clerk, and as may have been amended by the City Council, are hereby approved and adopted as the annual Operating and Capital Budgets of the City of Moreno Valley for Fiscal Years 2023/24 and 2024/25.
2. The Proposed Amendments to the City Position Summary, included as Exhibit B to this Resolution, and on file in the Office of the City Clerk, and as may have been amended by the City Council, is hereby adopted as part of the Approved City Position Summary of the City of Moreno Valley for Fiscal Years 2023/24 and 2024/25.
3. The Proposed Amendments to the Career Positions Salary Schedule, included as Exhibit C to this Resolution, and on file in the Office of the City Clerk, and as may have been amended by the City Council, is hereby adopted as part of the Approved Career Positions Salary Schedule of the City of Moreno Valley for Fiscal Years 2023/24 and 2024/25.
4. Within fifteen (15) days after the adoption of this Resolution, the City Clerk shall certify to the adoption hereof and, as so certified, cause a copy to be posted in at least three (3) public places within the City.

BE IT FURTHER RESOLVED that this Resolution shall take effect immediately upon its adoption.

APPROVED AND ADOPTED this 4th day of March, 2025.

\_\_\_\_\_  
Mayor of the City of Moreno Valley

ATTEST:

\_\_\_\_\_  
City Clerk

APPROVED AS TO FORM:

\_\_\_\_\_  
City Attorney

**RESOLUTION JURAT**

STATE OF CALIFORNIA            )  
COUNTY OF RIVERSIDE        ) ss.  
CITY OF MORENO VALLEY        )

I, M. Patricia Rodriguez, CMC, City Clerk of the City of Moreno Valley, California, do hereby certify that Resolution No. 2025-XX was duly and regularly adopted by the City Council of the City of Moreno Valley at a regular meeting thereof held on the 4th day of March, 2025, by the following vote:

AYES:

NOES:

ABSENT:

ABSTAIN:

(Council Members, Mayor Pro Tem and Mayor)

\_\_\_\_\_  
CITY CLERK

(SEAL)

**CITY OF MORENO VALLEY  
GENERAL FUND  
FY 2024/25 Proposed Amendments**

Department	Fund	Account Description	General Ledger Account	Project	Fiscal Year 2024/25 Amended Budget	Proposed Amendment	Revised Budget	Description - Proposed Adjustment
Non-Department	1010	Property Tax in Lieu-VLF	1010-99-99-91010-401060		\$ 30,177,972	\$ 23,658	\$ 30,201,630	Budget true-up
<b>REVENUE TOTAL</b>					<b>\$ 30,177,972</b>	<b>\$ 23,658</b>	<b>\$ 30,201,630</b>	

Department	Fund	Account Description	General Ledger Account	Project	Fiscal Year 2024/25 Amended Budget	Proposed Amendment	Revised Budget	Description - Proposed Adjustment
City Manager	1010	Transfers to - OTHER GRANTS FUND	1010-99-99-91010-902300		\$ -	\$ 28,175	\$ 28,175	Reallocation of budget
Non-Department	1010	Transfers to 2014 REFUNDING 2005 LRB	1010-99-99-91010-903713		507,669	(507,669)	-	Bond refund
Non-Department	1010	Transfers to 2024 REFUNDING 2014 LRB	1010-99-99-91010-903716		-	503,152	503,152	Bond refund
<b>EXPENSE TOTAL</b>					<b>\$ 507,669</b>	<b>\$ 23,658</b>	<b>\$ 531,327</b>	

**CITY OF MORENO VALLEY  
NON-GENERAL FUND  
FY 2023/2024 Proposed Amendments**

Department	Fund	Account Description	General Ledger Account	Project	Fiscal Year 2024/25 Amended Budget	Proposed Amendment	Revised Budget	Description - Proposed Adjustment
City Manager	2300	Fed Grant-Operating Revenue	2300-16-92-72204-485000		\$ -	\$ 28,175	\$ 28,175	Reallocation of budget
City Manager	2300	Transfers in - from GENERAL FUND	2300-99-99-92300-801010		-	28,175	28,175	Reallocation of budget
Non-Department	3713	Transfers in - from GENERAL FUND	3713-99-90-93713-801010		507,669	(507,669)	-	Bond refund
Non-Department	3713	Transfers in - from DIF - ARTERIAL STREETS	3713-99-90-93713-802901		961,739	(961,739)	-	Bond refund
Non-Department	3713	Transfers in - from DIF - FIRE	3713-99-90-93713-802903		219,040	(219,040)	-	Bond refund
Non-Department	3713	Transfers in - from DIF - POLICE	3713-99-90-93713-802904		581,220	(581,220)	-	Bond refund
Non-Department	3716	Transfers in - from GENERAL FUND	3716-99-90-93716-801010		-	503,152	503,152	Bond refund
Non-Department	3716	Transfers in - from DIF - ARTERIAL STREETS	3716-99-90-93716-802901		-	949,476	949,476	Bond refund
Non-Department	3716	Transfers in - from DIF - FIRE	3716-99-90-93716-802903		-	216,247	216,247	Bond refund
Non-Department	3716	Transfers in - from DIF - POLICE	3716-99-90-93716-802904		-	573,809	573,809	Bond refund
Parks & Community Svc	2019	Transfers in - from PCS CAPITAL PROJ (QUIMBY)	2019-99-99-92019-803016		-	237,278	237,278	Budget true-up
Parks & Community Svc	2905	Transfers in - from PCS CAPITAL PRJ (PARK IMPRVTS)	2905-99-95-92905-803015		-	368,091	368,091	Budget true-up
Parks & Community Svc	3016	Transfers in - from QUIMBY IN-LIEU PARK FEES	3016-99-99-93016-802019		190,775	(28,000)	162,775	Budget true-up
Parks & Community Svc	3016	Transfers in - from QUIMBY IN-LIEU PARK FEES	3016-99-99-93016-802019		190,775	150,000	340,775	Projected expense
Public Works	3000	Transfers in - from FACILITIES REPLACEMENT RSRV	3000-99-99-93000-807330		4,846,217	617,133	5,463,350	Projected expense
<b>REVENUE TOTAL</b>					<b>\$ 7,497,435</b>	<b>\$ 1,373,868</b>	<b>\$ 8,871,303</b>	

Financial & Management Svc	5014	Utilities - Water	5014-30-79-25721-621030		\$ 550,000	\$ 125,000	675,000	Projected expense
Non-Department	2901	Transfers to 2014 REFUNDING 2005 LRB	2901-99-95-92901-903713		961,739	(961,739)	-	Bond refund
Non-Department	2901	Transfers to 2024 REFUNDING 2014 LRB	2901-99-95-92901-903716		-	949,476	949,476	Bond refund
Non-Department	2903	Transfers to 2014 REFUNDING 2005 LRB	2903-99-95-92903-903713		219,040	(219,040)	-	Bond refund
Non-Department	2903	Transfers to 2024 REFUNDING 2014 LRB	2903-99-95-92903-903716		-	216,247	216,247	Bond refund
Non-Department	2904	Transfers to 2014 REFUNDING 2005 LRB	2904-99-95-92904-903713		581,220	(581,220)	-	Bond refund
Non-Department	2904	Transfers to 2024 REFUNDING 2014 LRB	2904-99-95-92904-903716		-	573,809	573,809	Bond refund
Non-Department	3713	Professional Svcs - Other	3713-99-90-93713-620299		3,758	(3,758)	-	Bond refund
Non-Department	3713	Bond Principal	3713-99-90-93713-670314		1,355,319	(1,355,319)	-	Bond refund
Non-Department	3713	Interest Expense	3713-99-90-93713-670410		910,591	(910,591)	-	Bond refund
Non-Department	3716	Professional Svcs - Other	3716-99-90-93716-620299		-	5,000	5,000	Bond refund
Non-Department	3716	Bond Principal	3716-99-90-93716-670314		-	1,560,825	1,560,825	Bond refund
Non-Department	3716	Bond/Lease Issuance Costs	3716-99-90-93716-670510		-	681,860	681,860	Bond refund
Parks & Community Svc	2019	Transfers to PCS CAP PROJECT (QUIMBY)	2019-99-99-92019-903016		190,775	(28,000)	162,775	Budget true-up
Parks & Community Svc	2019	Transfers to PCS CAP PROJECT (QUIMBY)	2019-99-99-92019-903016		190,775	150,000	340,775	Projected expense
Parks & Community Svc	3015	CIP Other	3015-50-57-80007-720199	807 0031 50 57-3015-99	11,572,324	(156,180)	11,416,144	Budget true-up
Parks & Community Svc	3015	CIP Other	3015-50-57-80007-720199	807 0054-3015-99	11,572,324	(139,420)	11,432,904	Budget true-up
Parks & Community Svc	3015	CIP Other	3015-50-57-80007-720199	807 0056-3015-99	11,572,324	(72,491)	11,499,833	Budget true-up
Parks & Community Svc	3015	Transfers to DIF - PARKLAND FACILITIES	3015-99-99-93015-902905		-	368,091	368,091	Budget true-up
Parks & Community Svc	3016	CIP Other	3016-50-57-80003-720199	803 0031-3016-99	444,968	(16,668)	428,300	Budget true-up
Parks & Community Svc	3016	CIP Other	3016-50-57-80007-720199	807 0004 50 57-3016-99	863,317	(220,610)	642,707	Budget true-up
Parks & Community Svc	3016	CIP Other	3016-50-57-80007-720199	807 0052-3016-99	863,317	(28,000)	835,317	Budget true-up
Parks & Community Svc	3016	CIP Other	3016-50-57-80007-720199	807 0064-3016-99	863,317	150,000	1,013,317	Projected expense
Parks & Community Svc	3016	Transfers to - QUIMBY PARK FEES	3016-99-99-93016-902019		-	237,278	237,278	Budget true-up
Public Works	3000	CIP Other	3000-70-40-80003-720199	803 0067-3000-99	10,657,579	617,133	11,274,712	Projected expense
Public Works	7330	Transfers to FACILITY CONST FUND	7330-99-99-97330-903000		4,846,217	617,133	5,463,350	Projected expense
<b>EXPENSE TOTAL</b>					<b>\$ 58,218,904</b>	<b>\$ 1,558,816</b>	<b>\$ 59,777,720</b>	

**CITY OF MORENO VALLEY  
GENERAL FUND  
FY 2024/25 Ratification Amendments**

Department	Fund	Account Description	General Ledger Account	Project	Amendment	Description - Ratification
Community Development	1010	Donations	1010-20-38-18210-580200		\$ (125,000)	Allocate project budget
Community Development	1010	Donations	1010-20-38-18210-580200	DN UAAR 24-LRG-United Activists for Animal Rights Donation 2024, Lrg Dog	62,500	Allocate project budget
Community Development	1010	Donations	1010-20-38-18210-580200	DN UAAR 24-MED-United Activists for Animal Rights Donation 2024, Med Dog	62,500	Allocate project budget
Non-Department	1010	Administrative Charges	1010-99-99-91010-585020		(374,706)	Reallocation of budget
Non-Department	1010	Transfers in - from ZONE "E" EXT LDSC FUND	1010-99-99-91010-805013		374,706	Reallocation of budget
Non-Department	1010	Administrative Charges	1010-99-99-91010-585020		(115)	Reallocation of budget
Non-Department	1010	Transfers in - from ZONE "E" EXT LDSC FUND	1010-99-99-91010-805013		115	Reallocation of budget
<b>REVENUE TOTAL</b>					\$ -	

**CITY OF MORENO VALLEY  
GENERAL FUND  
FY 2024/25 Ratification Amendments**

Department	Fund	Account Description	General Ledger Account	Project	Amendment	Description - Ratification
Community Development	1010	Professional Svcs - Veterinary Svcs	1010-20-38-18210-620250		\$ (125,000)	Allocate project budget
Community Development	1010	Professional Svcs - Veterinary Svcs	1010-20-38-18210-620250	DN UAAR 24-LRG-United Activists for Animal Rights Donation 2024,Lrg Dog	62,500	Allocate project budget
Community Development	1010	Professional Svcs - Veterinary Svcs	1010-20-38-18210-620250	DN UAAR 24-MED-United Activists for Animal Rights Donation 2024, Med Dog	62,500	Allocate project budget
Police	1010	Oper Mtrls - Furn & Equip	1010-60-67-40210-630330		(6,551)	Reallocation of budget
Police	1010	Mach-Equip-Repl - Vehicles	1010-60-67-40210-660322		6,551	Reallocation of budget
<b>EXPENSE TOTAL</b>					\$ -	

**CITY OF MORENO VALLEY  
NON-GENERAL FUND  
FY 2024/25 Ratification Amendments**

Department	Fund	Account Description	General Ledger Account	Project	Amendment	Description - Ratification
City Manager	2512	Fed Grant-Operating Revenue	2512-30-36-72611-485000		\$ (1,979,019)	Budget true-up
Community Development	2715	Fed Grant-Operating Revenue	2715-20-26-72115-485000		(999)	JAG Grant true-up
Community Development	2715	Salaries-Temporary	2715-20-26-72115-611310		(999)	JAG Grant true-up
Financial & Management Svc	2050	CFD No. 2014-01	2050-30-79-25722		(872,501)	Allocate project budget
Financial & Management Svc	2050	CFD No. 2014-01	2050-30-79-25722	SD CFD 2014 01-Various Projects	872,501	Allocate project budget
Financial & Management Svc	5013	Zone E Extensive Landscape	5013-30-79-25705		(227,492)	Allocate project budget
Financial & Management Svc	5013	Zone E Extensive Landscape	5013-30-79-25705	SD Zone E-Various Projects	227,492	Allocate project budget
Financial & Management Svc	5014	LMD 2014-02 LANDSCAPE MAINT DIST	5014-30-79-25721		(2,648,712)	Allocate project budget
Financial & Management Svc	5014	LMD 2014-02 LANDSCAPE MAINT DIST	5014-30-79-25721	SD LMD Zone-Various Projects	2,648,712	Allocate project budget
Parks & Community Services	2350	State Grant-Operating Revenue	2350-50-92-75023-486000	PCS SPG-ARTS - PCS Spring Events, Festival of Arts	26,405	Allocate project budget
<b>REVENUE TOTAL</b>					\$ (1,954,612)	

Department	Fund	Account Description	General Ledger Account	Project	Amendment	Description - Ratification
City Manager	2512	SAL/BENE/OPERATING	2512-30-36-72611		\$ (1,979,019)	Budget true-up
Financial & Management Svc	2050	CFD No. 2014-01	2050-30-79-25722		(682,502)	Allocate project budget
Financial & Management Svc	2050	CFD No. 2014-01	2050-30-79-25722	SD CFD 2014 01-Various Projects	682,502	Allocate project budget
Financial & Management Svc	5013	SD Zone E & LMD 2014-02	5013-30-79-25705		(307,511)	Allocate project budget
Financial & Management Svc	5013	SD Zone E & LMD 2014-02	5013-30-79-25705	SD Zone E-Various Projects	307,511	Allocate project budget
Financial & Management Svc	5014	LMD 2014-02 LANDSCAPE MAINT DIST	5014-30-79-25721		(2,764,237)	Allocate project budget
Financial & Management Svc	5014	LMD 2014-02 LANDSCAPE MAINT DIST	5014-30-79-25721	SD LMD Zone-Various Projects	2,764,237	Allocate project budget
Human Resources	7010	Insurance - General	7010-18-21-14020-650110		(1,800,000)	Reallocation of budget
Human Resources	7010	Insurance - General	7010-18-22-18030-650110		1,800,000	Reallocation of budget
Parks & Community Svc	3000	CIP Other	3000-70-40-80003-720199	803 0057	(1,611,217)	Reallocation of budget
Parks & Community Svc	3000	CIP Other	3000-50-57-80003-720199	803 0057	1,611,217	Reallocation of budget
Parks & Community Svc	5011	Salaries-Temporary	5011-50-59-35312-611310		(2,886)	Allocate project budget
Parks & Community Svc	2350	Salaries-Temporary	2350-50-92-75023-611310	PCS SPG-ARTS - PCS Spring Events, Festival of Arts	2,886	Allocate project budget
Parks & Community Svc	2350	Salaries-Reimbursable (In/Out)	2350-50-92-75023-611510	PCS SPG-ARTS - PCS Spring Events, Festival of Arts	8,644	Allocate project budget
Parks & Community Svc	2350	Marketing Svcs - Advertising	2350-50-92-75023-620610	PCS SPG-ARTS - PCS Spring Events, Festival of Arts	875	Allocate project budget
Parks & Community Svc	2350	Contractual Svcs - Other	2350-50-92-75023-625099	PCS SPG-ARTS - PCS Spring Events, Festival of Arts	14,000	Allocate project budget
Parks & Community Svc	5011	Salaries-Temporary	5011-50-59-35312-611310	PCS SPG-ARTS - PCS Spring Events, Festival of Arts	2,886	Allocate project budget

CITY OF MORENO VALLEY  
NON-GENERAL FUND  
FY 2024/25 Ratification Amendments

EXHIBIT A

Department	Fund	Account Description	General Ledger Account	Project	Amendment	Description - Ratification
Parks & Community Svc	5011	Salaries-Reimbursable (In/Out)	5011-50-59-35312-611510		(8,644)	Allocate project budget
Parks & Community Svc	5011	Salaries-Reimbursable (In/Out)	5011-50-59-35312-611510	PCS SPG-ARTS - PCS Spring Events, Festival of Arts	8,644	Allocate project budget
Parks & Community Svc	5011	Marketing Svcs - Advertising	5011-50-59-35312-620610		(750)	Allocate project budget
Parks & Community Svc	5011	Marketing Svcs - Advertising	5011-50-59-35312-620610	PCS SPG-ARTS - PCS Spring Events, Festival of Arts	750	Allocate project budget
Parks & Community Svc	5011	Marketing Svcs - PR/Promotions	5011-50-59-35312-620620		(1,000)	Allocate project budget
Parks & Community Svc	5011	Marketing Svcs - PR/Promotions	5011-50-59-35312-620620	PCS SPG-ARTS - PCS Spring Events, Festival of Arts	1,000	Allocate project budget
Parks & Community Svc	5011	Contractual Svcs - Other	5011-50-59-35312-625099		(11,150)	Allocate project budget
Parks & Community Svc	5011	Contractual Svcs - Other	5011-50-59-35312-625099	PCS SPG-ARTS - PCS Spring Events, Festival of Arts	11,150	Allocate project budget
Parks & Community Svc	5011	Oper Mtrls - Recreation	5011-50-59-35312-630312		(3,150)	Allocate project budget
Parks & Community Svc	5011	Oper Mtrls - Recreation	5011-50-59-35312-630312	PCS SPG-ARTS - PCS Spring Events, Festival of Arts	3,150	Allocate project budget
Public Works	3008	CIP Other	3008-70-77-80001-720199	801 0112-3008-99	580,366	Reallocation of budget
Public Works	3008	CIP Other	3008-70-77-80001-720199	801 0110-3008-99	500,000	Reallocation of budget
Public Works	3008	CIP Other	3008-70-77-80001-720199	801 0096-3008-99	(1,080,366)	Reallocation of budget
Public Works	3008	CIP Other	3008-70-77-80001-720199	801 0097	(1,999,905)	Reallocation of budget
Public Works	3008	CIP Other	3008-70-77-80001-720199	801 0110	1,999,905	Reallocation of budget
<b>EXPENSE TOTAL</b>					<b>\$ (1,952,614)</b>	

City of Moreno Valley  
 FY 2023/24 - 2024/25  
 City Position Summary

Position Title	Adopted Qtrly					
	FY	FY	FY	FY	FY	FY
	2022/23	2023/24	2023/24	2023/24	2024/25	2024/25
No.	Adj.	Adj.	No.	Adj.	No.	
Accountant I	1	-	-	1	-	1
Accountant II	1	-	-	1	-	1
Accounting Assistant	3	(1)	-	2	-	2
Accounting Technician	1	-	-	1	-	1
Accounts Payable Supervisor	1	-	-	1	-	1
Administrative Assistant	7	3	-	10	-	10
Animal Care Technician	5	-	-	5	-	5
Animal Care Technician Supervisor	1	-	-	1	-	1
Animal Control Officer	6	-	-	6	-	6
Animal Rescue Coordinator	1	-	-	1	-	1
Animal Services Assistant	4	-	-	4	-	4
Animal Services Dispatcher	1	-	-	1	-	1
Animal Services Division Manager	1	-	-	1	-	1
Animal Services Field Supervisor	1	-	-	1	-	1
Animal Services License Inspector	1	-	-	1	-	1
Animal Services Office Supervisor	1	-	-	1	-	1
Applications & Database Administrator	1	-	-	1	-	1
Applications Analyst	1	1	-	2	-	2
Assistant City Manager (Administration)	1	-	-	1	-	1
Assistant City Manager (Development)	1	-	-	1	-	1
Assistant to the City Manager	1	-	-	1	-	1
Assistant Crossing Guard Supervisor	1	-	-	1	-	1
Assistant Engineer	2	-	-	2	-	2
Assistant Network Administrator	1	-	-	1	-	1
Associate Engineer I	2	-	-	2	-	2
Associate Engineer II	3	-	-	3	-	3
Associate Planner	4	-	-	4	-	4
Audio Visual Technician	2	-	-	2	-	2
Banquet Facility Representative	1	-	-	1	-	1
Building Division Manager/Official	1	-	-	1	-	1
Building Inspector II	4	(1)	-	3	-	3
Building Safety Supervisor	1	-	-	1	-	1
Business License Liaison	1	-	-	1	-	1
Chief Financial Officer	-	1	-	1	-	1
Child Care Assistant	4	-	-	4	-	4
Child Care Instructor II	4	-	-	4	-	4
Child Care Program Manager	1	-	-	1	-	1
Child Care Site Supervisor	4	-	-	4	-	4
City Manager	1	-	-	1	-	1
Community Development Director	1	-	-	1	-	1
Community Enhancement Division Manager	1	-	-	1	-	1
Community Enhancement Officer I	6	-	-	6	-	6
Community Enhancement Officer II	3	-	-	3	-	3
Community Enhancement Supervisor	1	-	-	1	-	1
Community Services Assistant Coordinator	4	-	-	4	-	4
Community Services Coordinator	4	-	-	4	-	4
Community Services Division Manager	-	1	-	1	-	1
Community Services Supervisor	4	-	-	4	-	4
Construction Inspector	2	-	-	2	-	2
Construction Inspector Supervisor	1	-	-	1	-	1
Crossing Guard	35	-	-	35	-	35
Crossing Guard Supervisor	1	-	-	1	-	1
Customer Service Manager	-	1	-	1	-	1
Deputy City Clerk	1	-	-	1	-	1
Deputy City Manager	1	-	-	1	-	1
Deputy Compliance Director	-	1	-	1	-	1
Deputy Finance Director	1	-	-	1	-	1
Economic Development Division Manager	2	-	-	2	-	2
Economic Development & Housing Director	-	1	-	1	-	1
Electric Utility Assistant Manager	-	-	1	1	-	1
Electric Utility Chief Engineer	1	-	(1)	-	-	-

City of Moreno Valley  
 FY 2023/24 - 2024/25  
 City Position Summary

Position Title	Adopted Qtrly					
	FY	FY	FY	FY	FY	FY
	2022/23	2023/24	2023/24	2023/24	2024/25	2024/25
No.	Adj.	Adj.	No.	Adj.	No.	
Electric Utility Division Manager	1	-	-	1	-	1
Electric Utility Program Coordinator	1	-	-	1	-	1
Emergency Management Coordinator	-	-	2	2	-	2
Emergency Management & Volunteer Services Program Manager	1	-	-	1	-	1
Emergency Management & Volunteer Services Program Specialist	1	-	(1)	-	-	-
Engineering Division Manager/Assistant City Engineer	1	-	-	1	-	1
Enterprise Systems Administrator	1	-	-	1	-	1
Equipment Operator	6	-	-	6	-	6
Executive Assistant I	5	-	-	5	-	5
Executive Assistant to Mayor/City Council	1	-	-	1	-	1
Facilities Maintenance Mechanic	1	-	-	1	-	1
Facilities Maintenance Worker	3	-	-	3	1	4
Financial Operations Division Manager	1	-	-	1	-	1
Financial Resources Division Manager	1	-	-	1	-	1
Fleet & Facilities Division Manager	-	1	-	1	-	1
Fleet & Facilities Maintenance Supervisor	1	-	-	1	-	1
GIS Administrator	1	-	-	1	-	1
GIS Applications Analyst	1	-	-	1	-	1
GIS Specialist	1	-	(1)	-	-	-
Grants Division Manager	1	-	-	1	-	1
Grants Program Manager	1	-	(1)	-	-	-
Human Resources Analyst	1	-	-	1	-	1
Human Resources Director	-	1	-	1	-	1
Human Resources Division Manager	1	-	-	1	-	1
Human Resources Technician	-	2	-	2	-	2
Information Technology Technician	2	-	-	2	-	2
Landscape Services Inspector	2	-	-	2	-	2
Lead Facilities Maintenance Worker	1	-	-	1	-	1
Lead Maintenance Worker	4	-	-	4	-	4
Lead Parks Maintenance Worker	7	-	-	7	-	7
Lead Traffic Sign/Marking Technician	2	-	-	2	-	2
Lead Vehicle/Equipment Technician	1	-	-	1	-	1
Maintenance & Operations Division Manager	1	-	-	1	-	1
Maintenance Worker I/II	27	-	-	27	-	27
Maintenance Worker/Work Release Coordinator	1	-	-	1	-	1
Management Aide	7	-	-	7	-	7
Management Analyst	8	(1)	-	7	-	7
Management Assistant	8	4	(2)	10	-	10
Manager of the Office of Mayor & City Council/City Clerk	1	-	-	1	-	1
Media & Communications Division Manager	1	-	-	1	-	1
Network Administrator	1	-	-	1	-	1
Network & Systems Specialist	1	-	-	1	-	1
Paralegal	1	-	-	1	-	1
Park Ranger	4	-	-	4	-	4
Parking Control Officer	2	-	-	2	-	2
Parks & Community Services Administration & Financial Services Division Manager	-	1	-	1	-	1
Parks & Community Services Deputy Director	1	(1)	-	-	-	-
Parks & Community Services Director	1	-	-	1	-	1
Parks & Landscape Services Division Manager	1	-	-	1	-	1
Parks Maintenance Supervisor	2	-	-	2	-	2
Parks Maintenance Worker	18	-	-	18	-	18
Parks Project Manager	1	-	-	1	-	1
Payroll Division Manager	-	-	1	1	-	1
Payroll Supervisor	1	-	(1)	-	-	-
Permit Technician	4	-	-	4	-	4
Planning Division Manager/Official	1	-	-	1	-	1
Power Supply Manager	-	-	1	1	-	1
Principal Accountant	1	-	-	1	-	1
Principal Engineer	2	-	-	2	-	2
Principal Engineer/City Traffic Engineer	1	-	-	1	-	1
Principal Planner	1	-	-	1	-	1



City of Moreno Valley  
 FY 2023/24 - 2024/25  
 City Position Summary

Position Title	Adopted Qtrly					
	FY 2022/23	FY 2023/24	FY 2023/24	FY 2023/24	FY 2024/25	FY 2024/25
	No.	Adj.	Adj.	No.	Adj.	No.
Program Analyst	-	-	1	1	-	1
Public Information/Intergovernmental Relations Officer	1	-	-	1	-	1
Public Safety Contracts Administrator	1	-	-	1	-	1
Purchasing Division Manager	1	-	-	1	-	1
Public Works Director/City Engineer	1	-	-	1	-	1
Recycling Specialist	1	1	-	2	-	2
Registered Veterinary Technician	1	-	-	1	-	1
Resource Analyst	-	1	(1)	-	-	-
Security Guard	2	-	-	2	-	2
Senior Accountant	4	-	-	4	-	4
Senior Administrative Assistant	13	(1)	(1)	11	(1)	10
Senior Applications Analyst	1	1	-	2	-	2
Senior Building Inspector	-	1	-	1	-	1
Senior Community Enhancement Officer	2	-	-	2	-	2
Senior Construction Inspector	2	-	-	2	-	2
Senior Deputy City Clerk	1	-	-	1	-	1
Senior Electrical Engineer	1	-	-	1	-	1
Senior Engineer, P.E.	5	-	-	5	-	5
Senior Equipment Operator	1	-	-	1	-	1
Senior Graphics Designer	1	-	-	1	-	1
Senior Human Resources Analyst	1	-	-	1	-	1
Senior Landscape Services Inspector	1	-	-	1	-	1
Senior Management Analyst	13	3	1	17	-	17
Senior Office Assistant	3	-	-	3	-	3
Senior Parking Control Officer	1	-	-	1	-	1
Senior Parks Maintenance Technician	2	-	-	2	-	2
Senior Payroll Technician	1	-	-	1	-	1
Senior Permit Technician	3	-	-	3	-	3
Senior Planner	1	-	-	1	-	1
Senior Risk Analyst	-	1	-	1	-	1
Senior Telecommunications Technician	1	-	-	1	-	1
Senior Traffic Signal Technician	1	-	-	1	-	1
Special Districts Division Manager	1	-	-	1	-	1
Special Events & Facilities Division Manager	1	-	-	1	-	1
Storekeeper	1	1	-	2	-	2
Strategic Initiatives Manager	1	-	-	1	-	1
Street Maintenance Supervisor	2	-	-	2	-	2
Telecommunications Engineer/Administrator	1	-	-	1	-	1
Telecommunications Technician	1	-	1	2	-	2
Traffic Operations Supervisor	1	-	-	1	-	1
Traffic Signal Technician	2	-	-	2	-	2
Traffic Sign/Marking Technician I	1	-	-	1	-	1
Traffic Sign/Marking Technician II	2	-	-	2	-	2
Utility Finance Manager	-	1	-	1	-	1
Vehicle/Equipment Technician	3	-	-	3	-	3
<b>Total</b>	<b>381</b>	<b>22</b>	<b>(1)</b>	<b>402</b>	<b>-</b>	<b>402</b>

Note: Excludes City Council Members, Planning Commissioners and temporary positions.

Per Municipal Code 2.18.010, the Planning Commission shall consist of seven members who shall receive such compensation as may be established from time to time by resolution of the City Council.

**CITY OF MORENO VALLEY**

**SALARY SCALE - CAREER POSITIONS**

EFFECTIVE 07/06/2024

Exhibit C

TITLE	GRP	GRADE										
			A	B	C	D	E	F	G	H	I	
				5.0%	5.0%	5.0%	5.0%	5.0%	5.0%	5.0%	2.5%	2.5%
Accountant I	NE	C22	Annual	75,628.80	79,414.40	83,387.20	87,547.20	91,915.20	96,512.00	101,337.60	103,875.20	106,475.20
			Monthly	6,302.40	6,617.87	6,948.93	7,295.60	7,659.60	8,042.67	8,444.80	8,656.27	8,872.93
			Hourly	36.3600	38.1800	40.0900	42.0900	44.1900	46.4000	48.7200	49.9400	51.1900
Accountant II	PAM	C24	Annual	83,387.20	87,547.20	91,915.20	96,512.00	101,337.60	106,412.80	111,737.60	114,524.80	117,395.20
			Monthly	6,948.93	7,295.60	7,659.60	8,042.67	8,444.80	8,867.73	9,311.47	9,543.73	9,782.93
			Hourly	40.0900	42.0900	44.1900	46.4000	48.7200	51.1600	53.7200	55.0600	56.4400
Accounting Assistant	NE	C14	Annual	51,209.60	53,768.00	56,451.20	59,280.00	62,254.40	65,374.40	68,640.00	70,366.40	72,134.40
			Monthly	4,267.47	4,480.67	4,704.27	4,940.00	5,187.87	5,447.87	5,720.00	5,863.87	6,011.20
			Hourly	24.6200	25.8500	27.1400	28.5000	29.9300	31.4300	33.0000	33.8300	34.6800
Accounting Technician	NE	C17	Annual	59,280.00	62,254.40	65,374.40	68,640.00	72,072.00	75,670.40	79,456.00	81,452.80	83,491.20
			Monthly	4,940.00	5,187.87	5,447.87	5,720.00	6,006.00	6,305.87	6,621.33	6,787.73	6,957.60
			Hourly	28.5000	29.9300	31.4300	33.0000	34.6500	36.3800	38.2000	39.1600	40.1400
Accounts Payable Supervisor	NE	C22	Annual	75,628.80	79,414.40	83,387.20	87,547.20	91,915.20	96,512.00	101,337.60	103,875.20	106,475.20
			Monthly	6,302.40	6,617.87	6,948.93	7,295.60	7,659.60	8,042.67	8,444.80	8,656.27	8,872.93
			Hourly	36.3600	38.1800	40.0900	42.0900	44.1900	46.4000	48.7200	49.9400	51.1900
Administrative Assistant	NE	C16	Annual	56,451.20	59,280.00	62,254.40	65,374.40	68,640.00	72,072.00	75,670.40	77,563.20	79,497.60
			Monthly	4,704.27	4,940.00	5,187.87	5,447.87	5,720.00	6,006.00	6,305.87	6,463.60	6,624.80
			Hourly	27.1400	28.5000	29.9300	31.4300	33.0000	34.6500	36.3800	37.2900	38.2200
Animal Care Technician	NE	C11	Annual	44,241.60	46,446.40	48,776.00	51,209.60	53,768.00	56,451.20	59,280.00	60,756.80	62,275.20
			Monthly	3,686.80	3,870.53	4,064.67	4,267.47	4,480.67	4,704.27	4,940.00	5,063.07	5,189.60
			Hourly	21.2700	22.3300	23.4500	24.6200	25.8500	27.1400	28.5000	29.2100	29.9400
Animal Care Technician Supervisor	PAM	C21	Annual	72,051.20	75,649.60	79,435.20	83,408.00	87,588.80	91,977.60	96,574.40	98,987.20	101,462.40
			Monthly	6,004.27	6,304.13	6,619.60	6,950.67	7,299.07	7,664.80	8,047.87	8,248.93	8,455.20
			Hourly	34.6400	36.3700	38.1900	40.1000	42.1100	44.2200	46.4300	47.5900	48.7800
Animal Control Officer	NE	C15	Annual	53,768.00	56,451.20	59,280.00	62,254.40	65,374.40	68,640.00	72,072.00	73,881.60	75,732.80
			Monthly	4,480.67	4,704.27	4,940.00	5,187.87	5,447.87	5,720.00	6,006.00	6,156.80	6,311.07
			Hourly	25.8500	27.1400	28.5000	29.9300	31.4300	33.0000	34.6500	35.5200	36.4100
Animal Rescue Coordinator	NE	C11	Annual	44,241.60	46,446.40	48,776.00	51,209.60	53,768.00	56,451.20	59,280.00	60,756.80	62,275.20
			Monthly	3,686.80	3,870.53	4,064.67	4,267.47	4,480.67	4,704.27	4,940.00	5,063.07	5,189.60
			Hourly	21.2700	22.3300	23.4500	24.6200	25.8500	27.1400	28.5000	29.2100	29.9400
Animal Services Assistant	NE	C10	Annual	42,120.00	44,220.80	46,425.60	48,755.20	51,188.80	53,747.20	56,430.40	57,844.80	59,300.80
			Monthly	3,510.00	3,685.07	3,868.80	4,062.93	4,265.73	4,478.93	4,702.53	4,820.40	4,941.73
			Hourly	20.2500	21.2600	22.3200	23.4400	24.6100	25.8400	27.1300	27.8100	28.5100
Animal Services Dispatcher	NE	C10	Annual	42,120.00	44,220.80	46,425.60	48,755.20	51,188.80	53,747.20	56,430.40	57,844.80	59,300.80
			Monthly	3,510.00	3,685.07	3,868.80	4,062.93	4,265.73	4,478.93	4,702.53	4,820.40	4,941.73
			Hourly	20.2500	21.2600	22.3200	23.4400	24.6100	25.8400	27.1300	27.8100	28.5100
Animal Services Division Manager	DMG	C30	Annual	111,758.40	117,353.60	123,219.20	129,376.00	135,844.80	142,646.40	149,780.80	153,524.80	157,372.80
			Monthly	9,313.20	9,779.47	10,268.27	10,781.33	11,320.40	11,887.20	12,481.73	12,793.73	13,114.40
			Hourly	53.7300	56.4200	59.2400	62.2000	65.3100	68.5800	72.0100	73.8100	75.6600

**CITY OF MORENO VALLEY**

**SALARY SCALE - CAREER POSITIONS**

EFFECTIVE 07/06/2024

Exhibit C

TITLE	GRP	GRADE										
			A	B	C	D	E	F	G	H	I	
			5.0%	5.0%	5.0%	5.0%	5.0%	5.0%	5.0%	2.5%	2.5%	
Animal Services Field Supervisor	PAM	C22	Annual	75,628.80	79,414.40	83,387.20	87,547.20	91,915.20	96,512.00	101,337.60	103,875.20	106,475.20
			Monthly	6,302.40	6,617.87	6,948.93	7,295.60	7,659.60	8,042.67	8,444.80	8,656.27	8,872.93
			Hourly	36.3600	38.1800	40.0900	42.0900	44.1900	46.4000	48.7200	49.9400	51.1900
Animal Services License Inspector	NE	C11	Annual	44,241.60	46,446.40	48,776.00	51,209.60	53,768.00	56,451.20	59,280.00	60,756.80	62,275.20
			Monthly	3,686.80	3,870.53	4,064.67	4,267.47	4,480.67	4,704.27	4,940.00	5,063.07	5,189.60
			Hourly	21.2700	22.3300	23.4500	24.6200	25.8500	27.1400	28.5000	29.2100	29.9400
Animal Services Office Supervisor	PAM	C21	Annual	72,051.20	75,649.60	79,435.20	83,408.00	87,588.80	91,977.60	96,574.40	98,987.20	101,462.40
			Monthly	6,004.27	6,304.13	6,619.60	6,950.67	7,299.07	7,664.80	8,047.87	8,248.93	8,455.20
			Hourly	34.6400	36.3700	38.1900	40.1000	42.1100	44.2200	46.4300	47.5900	48.7800
Applications & Database Administrator	PAM	C29	Annual	106,412.80	111,737.60	117,332.80	123,198.40	129,355.20	135,824.00	142,625.60	146,182.40	149,843.20
			Monthly	8,867.73	9,311.47	9,777.73	10,266.53	10,779.60	11,318.67	11,885.47	12,181.87	12,486.93
			Hourly	51.1600	53.7200	56.4100	59.2300	62.1900	65.3000	68.5700	70.2800	72.0400
Applications Analyst	PAM	C25	Annual	87,568.00	91,956.80	96,553.60	101,379.20	106,454.40	111,779.20	117,374.40	120,307.20	123,323.20
			Monthly	7,297.33	7,663.07	8,046.13	8,448.27	8,871.20	9,314.93	9,781.20	10,025.60	10,276.93
			Hourly	42.1000	44.2100	46.4200	48.7400	51.1800	53.7400	56.4300	57.8400	59.2900
Assistant to the City Manager	PAM	C24	Annual	83,387.20	87,547.20	91,915.20	96,512.00	101,337.60	106,412.80	111,737.60	114,524.80	117,395.20
			Monthly	6,948.93	7,295.60	7,659.60	8,042.67	8,444.80	8,867.73	9,311.47	9,543.73	9,782.93
			Hourly	40.0900	42.0900	44.1900	46.4000	48.7200	51.1600	53.7200	55.0600	56.4400
Assistant Crossing Guard Supervisor	NE	C05	Annual	38,209.60	38,209.60	40,123.20	42,120.00	42,120.00	44,220.80	44,220.80	46,425.60	46,425.60
			Monthly	3,184.13	3,184.13	3,343.60	3,510.00	3,510.00	3,685.07	3,685.07	3,868.80	3,868.80
			Hourly	18.3700	19.2900	19.2900	20.2500	20.2500	21.2600	21.2600	22.3200	22.3200
Assistant Engineer	PAM	C25	Annual	87,568.00	91,956.80	96,553.60	101,379.20	106,454.40	111,779.20	117,374.40	120,307.20	123,323.20
			Monthly	7,297.33	7,663.07	8,046.13	8,448.27	8,871.20	9,314.93	9,781.20	10,025.60	10,276.93
			Hourly	42.1000	44.2100	46.4200	48.7400	51.1800	53.7400	56.4300	57.8400	59.2900
Assistant Network Administrator	PAM	C26	Annual	91,936.00	96,532.80	101,358.40	106,433.60	111,758.40	117,353.60	123,219.20	126,297.60	129,459.20
			Monthly	7,661.33	8,044.40	8,446.53	8,869.47	9,313.20	9,779.47	10,268.27	10,524.80	10,788.27
			Hourly	44.2000	46.4100	48.7300	51.1700	53.7300	56.4200	59.2400	60.7200	62.2400
Associate Engineer I	PAM	C28	Annual	101,358.40	106,433.60	111,758.40	117,353.60	123,219.20	129,376.00	135,844.80	139,235.20	142,708.80
			Monthly	8,446.53	8,869.47	9,313.20	9,779.47	10,268.27	10,781.33	11,320.40	11,602.93	11,892.40
			Hourly	48.7300	51.1700	53.7300	56.4200	59.2400	62.2000	65.3100	66.9400	68.6100
Associate Engineer II	PAM	C29	Annual	106,412.80	111,737.60	117,332.80	123,198.40	129,355.20	135,824.00	142,625.60	146,182.40	149,843.20
			Monthly	8,867.73	9,311.47	9,777.73	10,266.53	10,779.60	11,318.67	11,885.47	12,181.87	12,486.93
			Hourly	51.1600	53.7200	56.4100	59.2300	62.1900	65.3000	68.5700	70.2800	72.0400
Associate Planner	PAM	C25	Annual	87,568.00	91,956.80	96,553.60	101,379.20	106,454.40	111,779.20	117,374.40	120,307.20	123,323.20
			Monthly	7,297.33	7,663.07	8,046.13	8,448.27	8,871.20	9,314.93	9,781.20	10,025.60	10,276.93
			Hourly	42.1000	44.2100	46.4200	48.7400	51.1800	53.7400	56.4300	57.8400	59.2900
Audio Visual Technician	NE	C18	Annual	62,233.60	65,353.60	68,619.20	72,051.20	75,649.60	79,435.20	83,408.00	85,488.00	87,630.40
			Monthly	5,186.13	5,446.13	5,718.27	6,004.27	6,304.13	6,619.60	6,950.67	7,124.00	7,302.53
			Hourly	29.9200	31.4200	32.9900	34.6400	36.3700	38.1900	40.1000	41.1000	42.1300

**CITY OF MORENO VALLEY**

**SALARY SCALE - CAREER POSITIONS**

EFFECTIVE 07/06/2024

Exhibit C

TITLE	GRP	GRADE										
			A	B	C	D	E	F	G	H	I	
				5.0%	5.0%	5.0%	5.0%	5.0%	5.0%	5.0%	2.5%	2.5%
Banquet Facility Representative	PAM	C19	Annual	65,332.80	68,598.40	72,030.40	75,628.80	79,414.40	83,387.20	87,547.20	89,731.20	91,977.60
			Monthly	5,444.40	5,716.53	6,002.53	6,302.40	6,617.87	6,948.93	7,295.60	7,477.60	7,664.80
			Hourly	31.4100	32.9800	34.6300	36.3600	38.1800	40.0900	42.0900	43.1400	44.2200
Building Division Manager/Official	DMG	C34	Annual	145,745.60	153,025.60	160,680.00	168,708.80	177,153.60	186,014.40	195,312.00	200,200.00	205,212.80
			Monthly	12,145.47	12,752.13	13,390.00	14,059.07	14,762.80	15,501.20	16,276.00	16,683.33	17,101.07
			Hourly	70.0700	73.5700	77.2500	81.1100	85.1700	89.4300	93.9000	96.2500	98.6600
Building Inspector II	NE	C24	Annual	83,387.20	87,547.20	91,915.20	96,512.00	101,337.60	106,412.80	111,737.60	114,524.80	117,395.20
			Monthly	6,948.93	7,295.60	7,659.60	8,042.67	8,444.80	8,867.73	9,311.47	9,543.73	9,782.93
			Hourly	40.0900	42.0900	44.1900	46.4000	48.7200	51.1600	53.7200	55.0600	56.4400
Building Safety Supervisor	PAM	C27	Annual	96,532.80	101,358.40	106,433.60	111,758.40	117,353.60	123,219.20	129,376.00	132,620.80	135,928.00
			Monthly	8,044.40	8,446.53	8,869.47	9,313.20	9,779.47	10,268.27	10,781.33	11,051.73	11,327.33
			Hourly	46.4100	48.7300	51.1700	53.7300	56.4200	59.2400	62.2000	63.7600	65.3500
Business License Liaison	NE	C16	Annual	56,451.20	59,280.00	62,254.40	65,374.40	68,640.00	72,072.00	75,670.40	77,563.20	79,497.60
			Monthly	4,704.27	4,940.00	5,187.87	5,447.87	5,720.00	6,006.00	6,305.87	6,463.60	6,624.80
			Hourly	27.1400	28.5000	29.9300	31.4300	33.0000	34.6500	36.3800	37.2900	38.2200
Child Care Assistant	GRA	CC09	Annual	36,628.80	40,768.00	42,806.40	44,948.80	47,195.20	49,545.60	52,020.80	54,620.80	57,345.60
			Monthly	3,052.40	3,397.33	3,567.20	3,745.73	3,932.93	4,128.80	4,335.07	4,551.73	4,778.80
			Hourly	18.6700	19.6000	20.5800	21.6100	22.6900	23.8200	25.0100	26.2600	27.5700
Child Care Instructor II	GRA	CC11	Annual	41,953.60	44,054.40	46,259.20	48,568.00	51,001.60	53,560.00	56,243.20	57,657.60	59,092.80
			Monthly	3,496.13	3,671.20	3,854.93	4,047.33	4,250.13	4,463.33	4,686.93	4,804.80	4,924.40
			Hourly	20.1700	21.1800	22.2400	23.3500	24.5200	25.7500	27.0400	27.7200	28.4100
Child Care Program Manager	PAM	C19	Annual	65,332.80	68,598.40	72,030.40	75,628.80	79,414.40	83,387.20	87,547.20	89,731.20	91,977.60
			Monthly	5,444.40	5,716.53	6,002.53	6,302.40	6,617.87	6,948.93	7,295.60	7,477.60	7,664.80
			Hourly	31.4100	32.9800	34.6300	36.3600	38.1800	40.0900	42.0900	43.1400	44.2200
Child Care Site Supervisor	GRA	C15	Annual	53,768.00	56,451.20	59,280.00	62,254.40	65,374.40	68,640.00	72,072.00	73,881.60	75,732.80
			Monthly	4,480.67	4,704.27	4,940.00	5,187.87	5,447.87	5,720.00	6,006.00	6,156.80	6,311.07
			Hourly	25.8500	27.1400	28.5000	29.9300	31.4300	33.0000	34.6500	35.5200	36.4100
Community Enhancement Division Manager	DMG	C30	Annual	111,758.40	117,353.60	123,219.20	129,376.00	135,844.80	142,646.40	149,780.80	153,524.80	157,372.80
			Monthly	9,313.20	9,779.47	10,268.27	10,781.33	11,320.40	11,887.20	12,481.73	12,793.73	13,114.40
			Hourly	53.7300	56.4200	59.2400	62.2000	65.3100	68.5800	72.0100	73.8100	75.6600
Community Enhancement Officer I	NE	C18	Annual	62,233.60	65,353.60	68,619.20	72,051.20	75,649.60	79,435.20	83,408.00	85,488.00	87,630.40
			Monthly	5,186.13	5,446.13	5,718.27	6,004.27	6,304.13	6,619.60	6,950.67	7,124.00	7,302.53
			Hourly	29.9200	31.4200	32.9900	34.6400	36.3700	38.1900	40.1000	41.1000	42.1300
Community Enhancement Officer II	NE	C20	Annual	68,598.40	72,030.40	75,628.80	79,414.40	83,387.20	87,547.20	91,915.20	94,203.20	96,553.60
			Monthly	5,716.53	6,002.53	6,302.40	6,617.87	6,948.93	7,295.60	7,659.60	7,850.27	8,046.13
			Hourly	32.9800	34.6300	36.3600	38.1800	40.0900	42.0900	44.1900	45.2900	46.4200
Community Enhancement Supervisor	PAM	C23	Annual	79,435.20	83,408.00	87,588.80	91,977.60	96,574.40	101,400.00	106,475.20	109,137.60	111,862.40
			Monthly	6,619.60	6,950.67	7,299.07	7,664.80	8,047.87	8,450.00	8,872.93	9,094.80	9,321.87
			Hourly	38.1900	40.1000	42.1100	44.2200	46.4300	48.7500	51.1900	52.4700	53.7800

**CITY OF MORENO VALLEY**

**SALARY SCALE - CAREER POSITIONS**

**EFFECTIVE 07/06/2024**

Exhibit C

TITLE	GRP	GRADE										
				A	B	C	D	E	F	G	H	I
				5.0%	5.0%	5.0%	5.0%	5.0%	5.0%	5.0%	2.5%	2.5%
Community Services Assistant Coordinator	NE	C08	Annual	38,209.60	40,123.20	42,120.00	44,220.80	46,425.60	48,755.20	51,188.80	52,478.40	53,788.80
			Monthly	3,184.13	3,343.60	3,510.00	3,685.07	3,868.80	4,062.93	4,265.73	4,373.20	4,482.40
			Hourly	18.3700	19.2900	20.2500	21.2600	22.3200	23.4400	24.6100	25.2300	25.8600
Community Services Coordinator	NE	C10	Annual	42,120.00	44,220.80	46,425.60	48,755.20	51,188.80	53,747.20	56,430.40	57,844.80	59,300.80
			Monthly	3,510.00	3,685.07	3,868.80	4,062.93	4,265.73	4,478.93	4,702.53	4,820.40	4,941.73
			Hourly	20.2500	21.2600	22.3200	23.4400	24.6100	25.8400	27.1300	27.8100	28.5100
Community Services Division Manager	DMG	C30	Annual	111,758.40	117,353.60	123,219.20	129,376.00	135,844.80	142,646.40	149,780.80	153,524.80	157,372.80
			Monthly	9,313.20	9,779.47	10,268.27	10,781.33	11,320.40	11,887.20	12,481.73	12,793.73	13,114.40
			Hourly	53.7300	56.4200	59.2400	62.2000	65.3100	68.5800	72.0100	73.8100	75.6600
Community Services Supervisor	PAM	C19	Annual	65,332.80	68,598.40	72,030.40	75,628.80	79,414.40	83,387.20	87,547.20	89,731.20	91,977.60
			Monthly	5,444.40	5,716.53	6,002.53	6,302.40	6,617.87	6,948.93	7,295.60	7,477.60	7,664.80
			Hourly	31.4100	32.9800	34.6300	36.3600	38.1800	40.0900	42.0900	43.1400	44.2200
Construction Inspector	NE	C22	Annual	75,628.80	79,414.40	83,387.20	87,547.20	91,915.20	96,512.00	101,337.60	103,875.20	106,475.20
			Monthly	6,302.40	6,617.87	6,948.93	7,295.60	7,659.60	8,042.67	8,444.80	8,656.27	8,872.93
			Hourly	36.3600	38.1800	40.0900	42.0900	44.1900	46.4000	48.7200	49.9400	51.1900
Construction Inspector Supervisor	PAM	C25	Annual	87,568.00	91,956.80	96,553.60	101,379.20	106,454.40	111,779.20	117,374.40	120,307.20	123,323.20
			Monthly	7,297.33	7,663.07	8,046.13	8,448.27	8,871.20	9,314.93	9,781.20	10,025.60	10,276.93
			Hourly	42.1000	44.2100	46.4200	48.7400	51.1800	53.7400	56.4300	57.8400	59.2900
Crossing Guard Supervisor	NE	C07	Annual	38,209.60	40,123.20	42,120.00	44,220.80	46,425.60	48,755.20	51,188.80	52,478.40	53,788.80
			Monthly	3,184.13	3,343.60	3,510.00	3,685.07	3,868.80	4,062.93	4,265.73	4,373.20	4,482.40
			Hourly	18.3700	19.2900	20.2500	21.2600	22.3200	23.4400	24.6100	25.2300	25.8600
Customer Service Manager	PAM	C26	Annual	91,936.00	96,532.80	101,358.40	106,433.60	111,758.40	117,353.60	123,219.20	126,297.60	129,459.20
			Monthly	7,661.33	8,044.40	8,446.53	8,869.47	9,313.20	9,779.47	10,268.27	10,524.80	10,788.27
			Hourly	44.2000	46.4100	48.7300	51.1700	53.7300	56.4200	59.2400	60.7200	62.2400
Deputy City Clerk	NE	C17	Annual	59,280.00	62,254.40	65,374.40	68,640.00	72,072.00	75,670.40	79,456.00	81,452.80	83,491.20
			Monthly	4,940.00	5,187.87	5,447.87	5,720.00	6,006.00	6,305.87	6,621.33	6,787.73	6,957.60
			Hourly	28.5000	29.9300	31.4300	33.0000	34.6500	36.3800	38.2000	39.1600	40.1400
Deputy City Manager	DMG	C30	Annual	111,758.40	117,353.60	123,219.20	129,376.00	135,844.80	142,646.40	149,780.80	153,524.80	157,372.80
			Monthly	9,313.20	9,779.47	10,268.27	10,781.33	11,320.40	11,887.20	12,481.73	12,793.73	13,114.40
			Hourly	53.7300	56.4200	59.2400	62.2000	65.3100	68.5800	72.0100	73.8100	75.6600
Deputy Compliance Director	DMG	C35	Annual	153,046.40	160,700.80	168,729.60	177,174.40	186,035.20	195,332.80	205,108.80	210,246.40	215,508.80
			Monthly	12,753.87	13,391.73	14,060.80	14,764.53	15,502.93	16,277.73	17,092.40	17,520.53	17,959.07
			Hourly	73.5800	77.2600	81.1200	85.1800	89.4400	93.9100	98.6100	101.0800	103.6100
Deputy Finance Director	DMG	C34	Annual	145,745.60	153,025.60	160,680.00	168,708.80	177,153.60	186,014.40	195,312.00	200,200.00	205,212.80
			Monthly	12,145.47	12,752.13	13,390.00	14,059.07	14,762.80	15,501.20	16,276.00	16,683.33	17,101.07
			Hourly	70.0700	73.5700	77.2500	81.1100	85.1700	89.4300	93.9000	96.2500	98.6600
Economic Development Division Manager	DMG	C30	Annual	111,758.40	117,353.60	123,219.20	129,376.00	135,844.80	142,646.40	149,780.80	153,524.80	157,372.80
			Monthly	9,313.20	9,779.47	10,268.27	10,781.33	11,320.40	11,887.20	12,481.73	12,793.73	13,114.40
			Hourly	53.7300	56.4200	59.2400	62.2000	65.3100	68.5800	72.0100	73.8100	75.6600

**CITY OF MORENO VALLEY**

**SALARY SCALE - CAREER POSITIONS**

EFFECTIVE 07/06/2024

Exhibit C

TITLE	GRP	GRADE										
			A	B	C	D	E	F	G	H	I	
			5.0%		5.0%	5.0%	5.0%	5.0%	5.0%	2.5%	2.5%	
Electric Utility Assistant Manager	PAM	C34	Annual	145,745.60	153,025.60	160,680.00	168,708.80	177,153.60	186,014.40	195,312.00	200,200.00	205,212.80
			Monthly	12,145.47	12,752.13	13,390.00	14,059.07	14,762.80	15,501.20	16,276.00	16,683.33	17,101.07
			Hourly	70.0700	73.5700	77.2500	81.1100	85.1700	89.4300	93.9000	96.2500	98.6600
Electric Utility Division Manager	DMG	C36	Annual	168,438.40	176,862.40	185,702.40	194,979.20	204,734.40	214,968.00	225,721.60	231,358.40	237,140.80
			Monthly	14,036.53	14,738.53	15,475.20	16,248.27	17,061.20	17,914.00	18,810.13	19,279.87	19,761.73
			Hourly	80.9800	85.0300	89.2800	93.7400	98.4300	103.3500	108.5200	111.2300	114.0100
Electric Utility Program Coordinator	PAM	C27	Annual	96,532.80	101,358.40	106,433.60	111,758.40	117,353.60	123,219.20	129,376.00	132,620.80	135,928.00
			Monthly	8,044.40	8,446.53	8,869.47	9,313.20	9,779.47	10,268.27	10,781.33	11,051.73	11,327.33
			Hourly	46.4100	48.7300	51.1700	53.7300	56.4200	59.2400	62.2000	63.7600	65.3500
Emergency Management Coordinator	PAM	C22	Annual	75,628.80	79,414.40	83,387.20	87,547.20	91,915.20	96,512.00	101,337.60	103,875.20	106,475.20
			Monthly	6,302.40	6,617.87	6,948.93	7,295.60	7,659.60	8,042.67	8,444.80	8,656.27	8,872.93
			Hourly	36.3600	38.1800	40.0900	42.0900	44.1900	46.4000	48.7200	49.9400	51.1900
Emergency Management & Volunteer Services Program Manager	DMG	C30	Annual	111,758.40	117,353.60	123,219.20	129,376.00	135,844.80	142,646.40	149,780.80	153,524.80	157,372.80
			Monthly	9,313.20	9,779.47	10,268.27	10,781.33	11,320.40	11,887.20	12,481.73	12,793.73	13,114.40
			Hourly	53.7300	56.4200	59.2400	62.2000	65.3100	68.5800	72.0100	73.8100	75.6600
Engineering Division Manager/Assistant City Engineer	DMG	C34	Annual	145,745.60	153,025.60	160,680.00	168,708.80	177,153.60	186,014.40	195,312.00	200,200.00	205,212.80
			Monthly	12,145.47	12,752.13	13,390.00	14,059.07	14,762.80	15,501.20	16,276.00	16,683.33	17,101.07
			Hourly	70.0700	73.5700	77.2500	81.1100	85.1700	89.4300	93.9000	96.2500	98.6600
Enterprise Systems Administrator	PAM	C31	Annual	117,332.80	123,198.40	129,355.20	135,824.00	142,625.60	149,760.00	157,248.00	161,179.20	165,214.40
			Monthly	9,777.73	10,266.53	10,779.60	11,318.67	11,885.47	12,480.00	13,104.00	13,431.60	13,767.87
			Hourly	56.4100	59.2300	62.1900	65.3000	68.5700	72.0000	75.6000	77.4900	79.4300
Equipment Operator	NE	C17	Annual	59,280.00	62,254.40	65,374.40	68,640.00	72,072.00	75,670.40	79,456.00	81,452.80	83,491.20
			Monthly	4,940.00	5,187.87	5,447.87	5,720.00	6,006.00	6,305.87	6,621.33	6,787.73	6,957.60
			Hourly	28.5000	29.9300	31.4300	33.0000	34.6500	36.3800	38.2000	39.1600	40.1400
Executive Assistant I	NE	C19	Annual	65,332.80	68,598.40	72,030.40	75,628.80	79,414.40	83,387.20	87,547.20	89,731.20	91,977.60
			Monthly	5,444.40	5,716.53	6,002.53	6,302.40	6,617.87	6,948.93	7,295.60	7,477.60	7,664.80
			Hourly	31.4100	32.9800	34.6300	36.3600	38.1800	40.0900	42.0900	43.1400	44.2200
Executive Assistant to Mayor/City Council	DMG	C30	Annual	111,758.40	117,353.60	123,219.20	129,376.00	135,844.80	142,646.40	149,780.80	153,524.80	157,372.80
			Monthly	9,313.20	9,779.47	10,268.27	10,781.33	11,320.40	11,887.20	12,481.73	12,793.73	13,114.40
			Hourly	53.7300	56.4200	59.2400	62.2000	65.3100	68.5800	72.0100	73.8100	75.6600
Facilities Maintenance Mechanic	NE	C15	Annual	53,768.00	56,451.20	59,280.00	62,254.40	65,374.40	68,640.00	72,072.00	73,881.60	75,732.80
			Monthly	4,480.67	4,704.27	4,940.00	5,187.87	5,447.87	5,720.00	6,006.00	6,156.80	6,311.07
			Hourly	25.8500	27.1400	28.5000	29.9300	31.4300	33.0000	34.6500	35.5200	36.4100
Facilities Maintenance Worker	NE	C13	Annual	48,755.20	51,188.80	53,747.20	56,430.40	59,259.20	62,212.80	65,332.80	66,976.00	68,660.80
			Monthly	4,062.93	4,265.73	4,478.93	4,702.53	4,938.27	5,184.40	5,444.40	5,581.33	5,721.73
			Hourly	23.4400	24.6100	25.8400	27.1300	28.4900	29.9100	31.4100	32.2000	33.0100
Financial Operations Division Manager	DMG	C33	Annual	135,574.40	142,355.20	149,468.80	156,936.00	164,777.60	173,014.40	181,667.20	186,201.60	190,860.80
			Monthly	11,297.87	11,862.93	12,455.73	13,078.00	13,731.47	14,417.87	15,138.93	15,516.80	15,905.07
			Hourly	65.1800	68.4400	71.8600	75.4500	79.2200	83.1800	87.3400	89.5200	91.7600

**CITY OF MORENO VALLEY**

**SALARY SCALE - CAREER POSITIONS**

EFFECTIVE 07/06/2024

Exhibit C

TITLE	GRP	GRADE										
			A	B	C	D	E	F	G	H	I	
				5.0%	5.0%	5.0%	5.0%	5.0%	5.0%	2.5%	2.5%	
Financial Resources Division Manager	DMG	C33	Annual	135,574.40	142,355.20	149,468.80	156,936.00	164,777.60	173,014.40	181,667.20	186,201.60	190,860.80
			Monthly	11,297.87	11,862.93	12,455.73	13,078.00	13,731.47	14,417.87	15,138.93	15,516.80	15,905.07
			Hourly	65.1800	68.4400	71.8600	75.4500	79.2200	83.1800	87.3400	89.5200	91.7600
Fleet & Facilities Division Manager	DMG	C31	Annual	117,332.80	123,198.40	129,355.20	135,824.00	142,625.60	149,760.00	157,248.00	161,179.20	165,214.40
			Monthly	9,777.73	10,266.53	10,779.60	11,318.67	11,885.47	12,480.00	13,104.00	13,431.60	13,767.87
			Hourly	56.4100	59.2300	62.1900	65.3000	68.5700	72.0000	75.6000	77.4900	79.4300
Fleet & Facilities Maintenance Supervisor	PAM	C27	Annual	96,532.80	101,358.40	106,433.60	111,758.40	117,353.60	123,219.20	129,376.00	132,620.80	135,928.00
			Monthly	8,044.40	8,446.53	8,869.47	9,313.20	9,779.47	10,268.27	10,781.33	11,051.73	11,327.33
			Hourly	46.4100	48.7300	51.1700	53.7300	56.4200	59.2400	62.2000	63.7600	65.3500
GIS Administrator	PAM	C29	Annual	106,412.80	111,737.60	117,332.80	123,198.40	129,355.20	135,824.00	142,625.60	146,182.40	149,843.20
			Monthly	8,867.73	9,311.47	9,777.73	10,266.53	10,779.60	11,318.67	11,885.47	12,181.87	12,486.93
			Hourly	51.1600	53.7200	56.4100	59.2300	62.1900	65.3000	68.5700	70.2800	72.0400
GIS Applications Analyst	PAM	C25	Annual	87,568.00	91,956.80	96,553.60	101,379.20	106,454.40	111,779.20	117,374.40	120,307.20	123,323.20
			Monthly	7,297.33	7,663.07	8,046.13	8,448.27	8,871.20	9,314.93	9,781.20	10,025.60	10,276.93
			Hourly	42.1000	44.2100	46.4200	48.7400	51.1800	53.7400	56.4300	57.8400	59.2900
Grants Division Manager	DMG	C33	Annual	135,574.40	142,355.20	149,468.80	156,936.00	164,777.60	173,014.40	181,667.20	186,201.60	190,860.80
			Monthly	11,297.87	11,862.93	12,455.73	13,078.00	13,731.47	14,417.87	15,138.93	15,516.80	15,905.07
			Hourly	65.1800	68.4400	71.8600	75.4500	79.2200	83.1800	87.3400	89.5200	91.7600
Human Resources Analyst	PAM	C24	Annual	83,387.20	87,547.20	91,915.20	96,512.00	101,337.60	106,412.80	111,737.60	114,524.80	117,395.20
			Monthly	6,948.93	7,295.60	7,659.60	8,042.67	8,444.80	8,867.73	9,311.47	9,543.73	9,782.93
			Hourly	40.0900	42.0900	44.1900	46.4000	48.7200	51.1600	53.7200	55.0600	56.4400
Human Resources Division Manager	DMG	C34	Annual	145,745.60	153,025.60	160,680.00	168,708.80	177,153.60	186,014.40	195,312.00	200,200.00	205,212.80
			Monthly	12,145.47	12,752.13	13,390.00	14,059.07	14,762.80	15,501.20	16,276.00	16,683.33	17,101.07
			Hourly	70.0700	73.5700	77.2500	81.1100	85.1700	89.4300	93.9000	96.2500	98.6600
Human Resources Technician	NE	C22	Annual	75,628.80	79,414.40	83,387.20	87,547.20	91,915.20	96,512.00	101,337.60	103,875.20	106,475.20
			Monthly	6,302.40	6,617.87	6,948.93	7,295.60	7,659.60	8,042.67	8,444.80	8,656.27	8,872.93
			Hourly	36.3600	38.1800	40.0900	42.0900	44.1900	46.4000	48.7200	49.9400	51.1900
Information Technology Technician	NE	C20	Annual	68,598.40	72,030.40	75,628.80	79,414.40	83,387.20	87,547.20	91,915.20	94,203.20	96,553.60
			Monthly	5,716.53	6,002.53	6,302.40	6,617.87	6,948.93	7,295.60	7,659.60	7,850.27	8,046.13
			Hourly	32.9800	34.6300	36.3600	38.1800	40.0900	42.0900	44.1900	45.2900	46.4200
Landscape Services Inspector	NE	C18	Annual	62,233.60	65,353.60	68,619.20	72,051.20	75,649.60	79,435.20	83,408.00	85,488.00	87,630.40
			Monthly	5,186.13	5,446.13	5,718.27	6,004.27	6,304.13	6,619.60	6,950.67	7,124.00	7,302.53
			Hourly	29.9200	31.4200	32.9900	34.6400	36.3700	38.1900	40.1000	41.1000	42.1300
Lead Facilities Maintenance Worker	NE	C18	Annual	62,233.60	65,353.60	68,619.20	72,051.20	75,649.60	79,435.20	83,408.00	85,488.00	87,630.40
			Monthly	5,186.13	5,446.13	5,718.27	6,004.27	6,304.13	6,619.60	6,950.67	7,124.00	7,302.53
			Hourly	29.9200	31.4200	32.9900	34.6400	36.3700	38.1900	40.1000	41.1000	42.1300
Lead Maintenance Worker	NE	C19	Annual	65,332.80	68,598.40	72,030.40	75,628.80	79,414.40	83,387.20	87,547.20	89,731.20	91,977.60
			Monthly	5,444.40	5,716.53	6,002.53	6,302.40	6,617.87	6,948.93	7,295.60	7,477.60	7,664.80
			Hourly	31.4100	32.9800	34.6300	36.3600	38.1800	40.0900	42.0900	43.1400	44.2200

**CITY OF MORENO VALLEY**

**SALARY SCALE - CAREER POSITIONS**

EFFECTIVE 07/06/2024

Exhibit C

TITLE	GRP	GRADE										
			A	B	C	D	E	F	G	H	I	
				5.0%	5.0%	5.0%	5.0%	5.0%	5.0%	5.0%	2.5%	2.5%
Lead Parks Maintenance Worker	NE	C15	Annual	53,788.00	56,451.20	59,280.00	62,254.40	65,374.40	68,640.00	72,072.00	73,881.60	75,732.80
			Monthly	4,480.67	4,704.27	4,940.00	5,187.87	5,447.87	5,720.00	6,006.00	6,156.80	6,311.07
			Hourly	25.8500	27.1400	28.5000	29.9300	31.4300	33.0000	34.6500	35.5200	36.4100
Lead Traffic Sign/Marking Technician	NE	C18	Annual	62,233.60	65,353.60	68,619.20	72,051.20	75,649.60	79,435.20	83,408.00	85,488.00	87,630.40
			Monthly	5,186.13	5,446.13	5,718.27	6,004.27	6,304.13	6,619.60	6,950.67	7,124.00	7,302.53
			Hourly	29.9200	31.4200	32.9900	34.6400	36.3700	38.1900	40.1000	41.1000	42.1300
Lead Vehicle/Equipment Technician	NE	C19	Annual	65,332.80	68,598.40	72,030.40	75,628.80	79,414.40	83,387.20	87,547.20	89,731.20	91,977.60
			Monthly	5,444.40	5,716.53	6,002.53	6,302.40	6,617.87	6,948.93	7,295.60	7,477.60	7,664.80
			Hourly	31.4100	32.9800	34.6300	36.3600	38.1800	40.0900	42.0900	43.1400	44.2200
Maintenance & Operations Division Manager	DMG	C31	Annual	117,332.80	123,198.40	129,355.20	135,824.00	142,625.60	149,760.00	157,248.00	161,179.20	165,214.40
			Monthly	9,777.73	10,266.53	10,779.60	11,318.67	11,885.47	12,480.00	13,104.00	13,431.60	13,767.87
			Hourly	56.4100	59.2300	62.1900	65.3000	68.5700	72.0000	75.6000	77.4900	79.4300
Maintenance Worker I	NE	C12	Annual	46,446.40	48,776.00	51,209.60	53,768.00	56,451.20	59,280.00	62,254.40	63,814.40	65,416.00
			Monthly	3,870.53	4,064.67	4,267.47	4,480.67	4,704.27	4,940.00	5,187.87	5,317.87	5,451.33
			Hourly	22.3300	23.4500	24.6200	25.8500	27.1400	28.5000	29.9300	30.6800	31.4500
Maintenance Worker II	NE	C15	Annual	53,788.00	56,451.20	59,280.00	62,254.40	65,374.40	68,640.00	72,072.00	73,881.60	75,732.80
			Monthly	4,480.67	4,704.27	4,940.00	5,187.87	5,447.87	5,720.00	6,006.00	6,156.80	6,311.07
			Hourly	25.8500	27.1400	28.5000	29.9300	31.4300	33.0000	34.6500	35.5200	36.4100
Maintenance Worker/Work Release Coordinator	NE	C16	Annual	56,451.20	59,280.00	62,254.40	65,374.40	68,640.00	72,072.00	75,670.40	77,563.20	79,497.60
			Monthly	4,704.27	4,940.00	5,187.87	5,447.87	5,720.00	6,006.00	6,305.87	6,463.60	6,624.80
			Hourly	27.1400	28.5000	29.9300	31.4300	33.0000	34.6500	36.3800	37.2900	38.2200
Management Aide	NE	C18	Annual	62,233.60	65,353.60	68,619.20	72,051.20	75,649.60	79,435.20	83,408.00	85,488.00	87,630.40
			Monthly	5,186.13	5,446.13	5,718.27	6,004.27	6,304.13	6,619.60	6,950.67	7,124.00	7,302.53
			Hourly	29.9200	31.4200	32.9900	34.6400	36.3700	38.1900	40.1000	41.1000	42.1300
Management Analyst	PAM	C24	Annual	83,387.20	87,547.20	91,915.20	96,512.00	101,337.60	106,412.80	111,737.60	114,524.80	117,395.20
			Monthly	6,948.93	7,295.60	7,659.60	8,042.67	8,444.80	8,867.73	9,311.47	9,543.73	9,782.93
			Hourly	40.0900	42.0900	44.1900	46.4000	48.7200	51.1600	53.7200	55.0600	56.4400
Management Assistant	PAM	C22	Annual	75,628.80	79,414.40	83,387.20	87,547.20	91,915.20	96,512.00	101,337.60	103,875.20	106,475.20
			Monthly	6,302.40	6,617.87	6,948.93	7,295.60	7,659.60	8,042.67	8,444.80	8,656.27	8,872.93
			Hourly	36.3600	38.1800	40.0900	42.0900	44.1900	46.4000	48.7200	49.9400	51.1900
Media & Communications Division Manager	DMG	C33	Annual	135,574.40	142,355.20	149,468.80	156,936.00	164,777.60	173,014.40	181,667.20	186,201.60	190,860.80
			Monthly	11,297.87	11,862.93	12,455.73	13,078.00	13,731.47	14,417.87	15,138.93	15,516.80	15,905.07
			Hourly	65.1800	68.4400	71.8600	75.4500	79.2200	83.1800	87.3400	89.5200	91.7600
Network Administrator	PAM	C31	Annual	117,332.80	123,198.40	129,355.20	135,824.00	142,625.60	149,760.00	157,248.00	161,179.20	165,214.40
			Monthly	9,777.73	10,266.53	10,779.60	11,318.67	11,885.47	12,480.00	13,104.00	13,431.60	13,767.87
			Hourly	56.4100	59.2300	62.1900	65.3000	68.5700	72.0000	75.6000	77.4900	79.4300
Network & Systems Specialist	PAM	C24	Annual	83,387.20	87,547.20	91,915.20	96,512.00	101,337.60	106,412.80	111,737.60	114,524.80	117,395.20
			Monthly	6,948.93	7,295.60	7,659.60	8,042.67	8,444.80	8,867.73	9,311.47	9,543.73	9,782.93
			Hourly	40.0900	42.0900	44.1900	46.4000	48.7200	51.1600	53.7200	55.0600	56.4400



**CITY OF MORENO VALLEY**

**SALARY SCALE - CAREER POSITIONS**

EFFECTIVE 07/06/2024

Exhibit C

TITLE	GRP	GRADE										
			A	B	C	D	E	F	G	H	I	
				5.0%	5.0%	5.0%	5.0%	5.0%	5.0%	2.5%	2.5%	
Paralegal	NE	C20	Annual	68,598.40	72,030.40	75,628.80	79,414.40	83,387.20	87,547.20	91,915.20	94,203.20	96,553.60
			Monthly	5,716.53	6,002.53	6,302.40	6,617.87	6,948.93	7,295.60	7,659.60	7,850.27	8,046.13
			Hourly	32.9800	34.6300	36.3600	38.1800	40.0900	42.0900	44.1900	45.2900	46.4200
Park Ranger	NE	C16	Annual	56,451.20	59,280.00	62,254.40	65,374.40	68,640.00	72,072.00	75,670.40	77,563.20	79,497.60
			Monthly	4,704.27	4,940.00	5,187.87	5,447.87	5,720.00	6,006.00	6,305.87	6,463.60	6,624.80
			Hourly	27.1400	28.5000	29.9300	31.4300	33.0000	34.6500	36.3800	37.2900	38.2200
Parking Control Officer	NE	C12	Annual	46,446.40	48,776.00	51,209.60	53,768.00	56,451.20	59,280.00	62,254.40	63,814.40	65,416.00
			Monthly	3,870.53	4,064.67	4,267.47	4,480.67	4,704.27	4,940.00	5,187.87	5,317.87	5,451.33
			Hourly	22.3300	23.4500	24.6200	25.8500	27.1400	28.5000	29.9300	30.6800	31.4500
Parks & Community Services Administration & Financial Services Division Manager	DMG	C30	Annual	111,758.40	117,353.60	123,219.20	129,376.00	135,844.80	142,646.40	149,780.80	153,524.80	157,372.80
			Monthly	9,313.20	9,779.47	10,268.27	10,781.33	11,320.40	11,887.20	12,481.73	12,793.73	13,114.40
			Hourly	53.7300	56.4200	59.2400	62.2000	65.3100	68.5800	72.0100	73.8100	75.6600
Parks & Landscape Services Division Manager	DMG	C31	Annual	117,332.80	123,198.40	129,355.20	135,824.00	142,625.60	149,760.00	157,248.00	161,179.20	165,214.40
			Monthly	9,777.73	10,266.53	10,779.60	11,318.67	11,885.47	12,480.00	13,104.00	13,431.60	13,767.87
			Hourly	56.4100	59.2300	62.1900	65.3000	68.5700	72.0000	75.6000	77.4900	79.4300
Parks Maintenance Supervisor	PAM	C25	Annual	87,568.00	91,956.80	96,553.60	101,379.20	106,454.40	111,779.20	117,374.40	120,307.20	123,323.20
			Monthly	7,297.33	7,663.07	8,046.13	8,448.27	8,871.20	9,314.93	9,781.20	10,025.60	10,276.93
			Hourly	42.1000	44.2100	46.4200	48.7400	51.1800	53.7400	56.4300	57.8400	59.2900
Parks Maintenance Worker	NE	C12	Annual	46,446.40	48,776.00	51,209.60	53,768.00	56,451.20	59,280.00	62,254.40	63,814.40	65,416.00
			Monthly	3,870.53	4,064.67	4,267.47	4,480.67	4,704.27	4,940.00	5,187.87	5,317.87	5,451.33
			Hourly	22.3300	23.4500	24.6200	25.8500	27.1400	28.5000	29.9300	30.6800	31.4500
Parks Project Manager	PAM	C25	Annual	87,568.00	91,956.80	96,553.60	101,379.20	106,454.40	111,779.20	117,374.40	120,307.20	123,323.20
			Monthly	7,297.33	7,663.07	8,046.13	8,448.27	8,871.20	9,314.93	9,781.20	10,025.60	10,276.93
			Hourly	42.1000	44.2100	46.4200	48.7400	51.1800	53.7400	56.4300	57.8400	59.2900
Payroll Division Manager	DMG	C32	Annual	126,131.20	132,433.60	139,048.00	145,995.20	153,296.00	160,971.20	169,020.80	173,243.20	177,569.60
			Monthly	10,510.93	11,036.13	11,587.33	12,166.27	12,774.67	13,414.27	14,085.07	14,436.93	14,797.47
			Hourly	60.6400	63.6700	66.8500	70.1900	73.7000	77.3900	81.2600	83.2900	85.3700
Permit Technician	NE	C18	Annual	62,233.60	65,353.60	68,619.20	72,051.20	75,649.60	79,435.20	83,408.00	85,488.00	87,630.40
			Monthly	5,186.13	5,446.13	5,718.27	6,004.27	6,304.13	6,619.60	6,950.67	7,124.00	7,302.53
			Hourly	29.9200	31.4200	32.9900	34.6400	36.3700	38.1900	40.1000	41.1000	42.1300
Planning Division Manager/Official	DMG	C34	Annual	145,745.60	153,025.60	160,680.00	168,708.80	177,153.60	186,014.40	195,312.00	200,200.00	205,212.80
			Monthly	12,145.47	12,752.13	13,390.00	14,059.07	14,762.80	15,501.20	16,276.00	16,683.33	17,101.07
			Hourly	70.0700	73.5700	77.2500	81.1100	85.1700	89.4300	93.9000	96.2500	98.6600
Power Supply Manager	PAM	C32	Annual	126,131.20	132,433.60	139,048.00	145,995.20	153,296.00	160,971.20	169,020.80	173,243.20	177,569.60
			Monthly	10,510.93	11,036.13	11,587.33	12,166.27	12,774.67	13,414.27	14,085.07	14,436.93	14,797.47
			Hourly	60.6400	63.6700	66.8500	70.1900	73.7000	77.3900	81.2600	83.2900	85.3700
Principal Accountant	PAM	C28	Annual	101,358.40	106,433.60	111,758.40	117,353.60	123,219.20	129,376.00	135,844.80	139,235.20	142,708.80
			Monthly	8,446.53	8,869.47	9,313.20	9,779.47	10,268.27	10,781.33	11,320.40	11,602.93	11,892.40
			Hourly	48.7300	51.1700	53.7300	56.4200	59.2400	62.2000	65.3100	66.9400	68.6100

**CITY OF MORENO VALLEY**

**SALARY SCALE - CAREER POSITIONS**

EFFECTIVE 07/06/2024

Exhibit C

TITLE	GRP	GRADE										
			A	B	C	D	E	F	G	H	I	
				5.0%	5.0%	5.0%	5.0%	5.0%	5.0%	5.0%	2.5%	2.5%
Principal Engineer	DMG	C33	Annual	135,574.40	142,355.20	149,468.80	156,936.00	164,777.60	173,014.40	181,667.20	186,201.60	190,860.80
			Monthly	11,297.87	11,862.93	12,455.73	13,078.00	13,731.47	14,417.87	15,138.93	15,516.80	15,905.07
			Hourly	65.1800	68.4400	71.8600	75.4500	79.2200	83.1800	87.3400	89.5200	91.7600
Principal Engineer/City Traffic Engineer	DMG	C33	Annual	135,574.40	142,355.20	149,468.80	156,936.00	164,777.60	173,014.40	181,667.20	186,201.60	190,860.80
			Monthly	11,297.87	11,862.93	12,455.73	13,078.00	13,731.47	14,417.87	15,138.93	15,516.80	15,905.07
			Hourly	65.1800	68.4400	71.8600	75.4500	79.2200	83.1800	87.3400	89.5200	91.7600
Principal Planner	PAM	C33	Annual	135,574.40	142,355.20	149,468.80	156,936.00	164,777.60	173,014.40	181,667.20	186,201.60	190,860.80
			Monthly	11,297.87	11,862.93	12,455.73	13,078.00	13,731.47	14,417.87	15,138.93	15,516.80	15,905.07
			Hourly	65.1800	68.4400	71.8600	75.4500	79.2200	83.1800	87.3400	89.5200	91.7600
Program Analyst	PAM	C24	Annual	83,387.20	87,547.20	91,915.20	96,512.00	101,337.60	106,412.80	111,737.60	114,524.80	117,395.20
			Monthly	6,948.93	7,295.60	7,659.60	8,042.67	8,444.80	8,867.73	9,311.47	9,543.73	9,782.93
			Hourly	40.0900	42.0900	44.1900	46.4000	48.7200	51.1600	53.7200	55.0600	56.4400
Public Information/Intergovernmental Relations Officer	PAM	C28	Annual	101,358.40	106,433.60	111,758.40	117,353.60	123,219.20	129,376.00	135,844.80	139,235.20	142,708.80
			Monthly	8,446.53	8,869.47	9,313.20	9,779.47	10,268.27	10,781.33	11,320.40	11,602.93	11,892.40
			Hourly	48.7300	51.1700	53.7300	56.4200	59.2400	62.2000	65.3100	66.9400	68.6100
Public Safety Contracts Administrator	DMG	C30	Annual	111,758.40	117,353.60	123,219.20	129,376.00	135,844.80	142,646.40	149,780.80	153,524.80	157,372.80
			Monthly	9,313.20	9,779.47	10,268.27	10,781.33	11,320.40	11,887.20	12,481.73	12,793.73	13,114.40
			Hourly	53.7300	56.4200	59.2400	62.2000	65.3100	68.5800	72.0100	73.8100	75.6600
Purchasing Division Manager	DMG	C32	Annual	126,131.20	132,433.60	139,048.00	145,995.20	153,296.00	160,971.20	169,020.80	173,243.20	177,569.60
			Monthly	10,510.93	11,036.13	11,587.33	12,166.27	12,774.67	13,414.27	14,085.07	14,436.93	14,797.47
			Hourly	60.6400	63.6700	66.8500	70.1900	73.7000	77.3900	81.2600	83.2900	85.3700
Recycling Specialist	NE	C16	Annual	56,451.20	59,280.00	62,254.40	65,374.40	68,640.00	72,072.00	75,670.40	77,563.20	79,497.60
			Monthly	4,704.27	4,940.00	5,187.87	5,447.87	5,720.00	6,006.00	6,305.87	6,463.60	6,624.80
			Hourly	27.1400	28.5000	29.9300	31.4300	33.0000	34.6500	36.3800	37.2900	38.2200
Registered Veterinary Technician	NE	C16	Annual	56,451.20	59,280.00	62,254.40	65,374.40	68,640.00	72,072.00	75,670.40	77,563.20	79,497.60
			Monthly	4,704.27	4,940.00	5,187.87	5,447.87	5,720.00	6,006.00	6,305.87	6,463.60	6,624.80
			Hourly	27.1400	28.5000	29.9300	31.4300	33.0000	34.6500	36.3800	37.2900	38.2200
Security Guard	NE	C08	Annual	38,209.60	40,123.20	42,120.00	44,220.80	46,425.60	48,755.20	51,188.80	52,478.40	53,788.80
			Monthly	3,184.13	3,343.60	3,510.00	3,685.07	3,868.80	4,062.93	4,265.73	4,373.20	4,482.40
			Hourly	18.3700	19.2900	20.2500	21.2600	22.3200	23.4400	24.6100	25.2300	25.8600
Senior Accountant	PAM	C25	Annual	87,568.00	91,956.80	96,553.60	101,379.20	106,454.40	111,779.20	117,374.40	120,307.20	123,323.20
			Monthly	7,297.33	7,663.07	8,046.13	8,448.27	8,871.20	9,314.93	9,781.20	10,025.60	10,276.93
			Hourly	42.1000	44.2100	46.4200	48.7400	51.1800	53.7400	56.4300	57.8400	59.2900
Senior Administrative Assistant	NE	C17	Annual	59,280.00	62,254.40	65,374.40	68,640.00	72,072.00	75,670.40	79,456.00	81,452.80	83,491.20
			Monthly	4,940.00	5,187.87	5,447.87	5,720.00	6,006.00	6,305.87	6,621.33	6,787.73	6,957.60
			Hourly	28.5000	29.9300	31.4300	33.0000	34.6500	36.3800	38.2000	39.1600	40.1400
Senior Applications Analyst	PAM	C27	Annual	96,532.80	101,358.40	106,433.60	111,758.40	117,353.60	123,219.20	129,376.00	132,620.80	135,928.00
			Monthly	8,044.40	8,446.53	8,869.47	9,313.20	9,779.47	10,268.27	10,781.33	11,051.73	11,327.33
			Hourly	46.4100	48.7300	51.1700	53.7300	56.4200	59.2400	62.2000	63.7600	65.3500

**CITY OF MORENO VALLEY**

**SALARY SCALE - CAREER POSITIONS**

EFFECTIVE 07/06/2024

Exhibit C

TITLE	GRP	GRADE		SALARY								
				A	B	C	D	E	F	G	H	I
				5.0%	5.0%	5.0%	5.0%	5.0%	5.0%	5.0%	2.5%	2.5%
Senior Building Inspector	PAM	C25	Annual	87,568.00	91,956.80	96,553.60	101,379.20	106,454.40	111,779.20	117,374.40	120,307.20	123,323.20
			Monthly	7,297.33	7,663.07	8,046.13	8,448.27	8,871.20	9,314.93	9,781.20	10,025.60	10,276.93
			Hourly	42.1000	44.2100	46.4200	48.7400	51.1800	53.7400	56.4300	57.8400	59.2900
Senior Community Enhancement Officer	PAM	C22	Annual	75,628.80	79,414.40	83,387.20	87,547.20	91,915.20	96,512.00	101,337.60	103,875.20	106,475.20
			Monthly	6,302.40	6,617.87	6,948.93	7,295.60	7,659.60	8,042.67	8,444.80	8,656.27	8,872.93
			Hourly	36.3600	38.1800	40.0900	42.0900	44.1900	46.4000	48.7200	49.9400	51.1900
Senior Construction Inspector	PAM	C23	Annual	79,435.20	83,408.00	87,588.80	91,977.60	96,574.40	101,400.00	106,475.20	109,137.60	111,862.40
			Monthly	6,619.60	6,950.67	7,299.07	7,664.80	8,047.87	8,450.00	8,872.93	9,094.80	9,321.87
			Hourly	38.1900	40.1000	42.1100	44.2200	46.4300	48.7500	51.1900	52.4700	53.7800
Senior Deputy City Clerk	DMG	C30	Annual	111,758.40	117,353.60	123,219.20	129,376.00	135,844.80	142,646.40	149,780.80	153,524.80	157,372.80
			Monthly	9,313.20	9,779.47	10,268.27	10,781.33	11,320.40	11,887.20	12,481.73	12,793.73	13,114.40
			Hourly	53.7300	56.4200	59.2400	62.2000	65.3100	68.5800	72.0100	73.8100	75.6600
Senior Electrical Engineer	PAM	C31	Annual	117,332.80	123,198.40	129,355.20	135,824.00	142,625.60	149,760.00	157,248.00	161,179.20	165,214.40
			Monthly	9,777.73	10,266.53	10,779.60	11,318.67	11,885.47	12,480.00	13,104.00	13,431.60	13,767.87
			Hourly	56.4100	59.2300	62.1900	65.3000	68.5700	72.0000	75.6000	77.4900	79.4300
Senior Engineer, P.E.	PAM	C31	Annual	117,332.80	123,198.40	129,355.20	135,824.00	142,625.60	149,760.00	157,248.00	161,179.20	165,214.40
			Monthly	9,777.73	10,266.53	10,779.60	11,318.67	11,885.47	12,480.00	13,104.00	13,431.60	13,767.87
			Hourly	56.4100	59.2300	62.1900	65.3000	68.5700	72.0000	75.6000	77.4900	79.4300
Senior Equipment Operator	NE	C18	Annual	62,233.60	65,353.60	68,619.20	72,051.20	75,649.60	79,435.20	83,408.00	85,488.00	87,630.40
			Monthly	5,186.13	5,446.13	5,718.27	6,004.27	6,304.13	6,619.60	6,950.67	7,124.00	7,302.53
			Hourly	29.9200	31.4200	32.9900	34.6400	36.3700	38.1900	40.1000	41.1000	42.1300
Senior Graphics Designer	NE	C19	Annual	65,332.80	68,598.40	72,030.40	75,628.80	79,414.40	83,387.20	87,547.20	89,731.20	91,977.60
			Monthly	5,444.40	5,716.53	6,002.53	6,302.40	6,617.87	6,948.93	7,295.60	7,477.60	7,664.80
			Hourly	31.4100	32.9800	34.6300	36.3600	38.1800	40.0900	42.0900	43.1400	44.2200
Senior Human Resources Analyst	PAM	C27	Annual	96,532.80	101,358.40	106,433.60	111,758.40	117,353.60	123,219.20	129,376.00	132,620.80	135,928.00
			Monthly	8,044.40	8,446.53	8,869.47	9,313.20	9,779.47	10,268.27	10,781.33	11,051.73	11,327.33
			Hourly	46.4100	48.7300	51.1700	53.7300	56.4200	59.2400	62.2000	63.7600	65.3500
Senior Landscape Services Inspector	PAM	C20	Annual	68,598.40	72,030.40	75,628.80	79,414.40	83,387.20	87,547.20	91,915.20	94,203.20	96,553.60
			Monthly	5,716.53	6,002.53	6,302.40	6,617.87	6,948.93	7,295.60	7,659.60	7,850.27	8,046.13
			Hourly	32.9800	34.6300	36.3600	38.1800	40.0900	42.0900	44.1900	45.2900	46.4200
Senior Management Analyst	PAM	C27	Annual	96,532.80	101,358.40	106,433.60	111,758.40	117,353.60	123,219.20	129,376.00	132,620.80	135,928.00
			Monthly	8,044.40	8,446.53	8,869.47	9,313.20	9,779.47	10,268.27	10,781.33	11,051.73	11,327.33
			Hourly	46.4100	48.7300	51.1700	53.7300	56.4200	59.2400	62.2000	63.7600	65.3500
Senior Office Assistant	NE	C13	Annual	48,755.20	51,188.80	53,747.20	56,430.40	59,259.20	62,212.80	65,332.80	66,976.00	68,660.80
			Monthly	4,062.93	4,265.73	4,478.93	4,702.53	4,938.27	5,184.40	5,444.40	5,581.33	5,721.73
			Hourly	23.4400	24.6100	25.8400	27.1300	28.4900	29.9100	31.4100	32.2000	33.0100
Senior Parking Control Officer	NE	C14	Annual	51,209.60	53,768.00	56,451.20	59,280.00	62,254.40	65,374.40	68,640.00	70,366.40	72,134.40
			Monthly	4,267.47	4,480.67	4,704.27	4,940.00	5,187.87	5,447.87	5,720.00	5,863.87	6,011.20
			Hourly	24.6200	25.8500	27.1400	28.5000	29.9300	31.4300	33.0000	33.8300	34.6800

**CITY OF MORENO VALLEY**

**SALARY SCALE - CAREER POSITIONS**

EFFECTIVE 07/06/2024

Exhibit C

TITLE	GRP	GRADE										
			A	B	C	D	E	F	G	H	I	
				5.0%	5.0%	5.0%	5.0%	5.0%	5.0%	2.5%	2.5%	
Senior Parks Maintenance Technician	NE	C19	Annual	65,332.80	68,598.40	72,030.40	75,628.80	79,414.40	83,387.20	87,547.20	89,731.20	91,977.60
			Monthly	<b>5,444.40</b>	<b>5,716.53</b>	<b>6,002.53</b>	<b>6,302.40</b>	<b>6,617.87</b>	<b>6,948.93</b>	<b>7,295.60</b>	<b>7,477.60</b>	<b>7,664.80</b>
			Hourly	31.4100	32.9800	34.6300	36.3600	38.1800	40.0900	42.0900	43.1400	44.2200
Senior Payroll Technician	NE	C18	Annual	62,233.60	65,353.60	68,619.20	72,051.20	75,649.60	79,435.20	83,408.00	85,488.00	87,830.40
			Monthly	<b>5,186.13</b>	<b>5,446.13</b>	<b>5,718.27</b>	<b>6,004.27</b>	<b>6,304.13</b>	<b>6,619.60</b>	<b>6,950.67</b>	<b>7,124.00</b>	<b>7,302.53</b>
			Hourly	29.9200	31.4200	32.9900	34.6400	36.3700	38.1900	40.1000	41.1000	42.1300
Senior Permit Technician	NE	C20	Annual	68,598.40	72,030.40	75,628.80	79,414.40	83,387.20	87,547.20	91,915.20	94,203.20	96,553.60
			Monthly	<b>5,716.53</b>	<b>6,002.53</b>	<b>6,302.40</b>	<b>6,617.87</b>	<b>6,948.93</b>	<b>7,295.60</b>	<b>7,659.60</b>	<b>7,850.27</b>	<b>8,046.13</b>
			Hourly	32.9800	34.6300	36.3600	38.1800	40.0900	42.0900	44.1900	45.2900	46.4200
Senior Planner	PAM	C27	Annual	96,532.80	101,358.40	106,433.60	111,758.40	117,353.60	123,219.20	129,376.00	132,620.80	135,928.00
			Monthly	<b>8,044.40</b>	<b>8,446.53</b>	<b>8,869.47</b>	<b>9,313.20</b>	<b>9,779.47</b>	<b>10,268.27</b>	<b>10,781.33</b>	<b>11,051.73</b>	<b>11,327.33</b>
			Hourly	46.4100	48.7300	51.1700	53.7300	56.4200	59.2400	62.2000	63.7600	65.3500
Senior Risk Analyst	PAM	C27	Annual	96,532.80	101,358.40	106,433.60	111,758.40	117,353.60	123,219.20	129,376.00	132,620.80	135,928.00
			Monthly	<b>8,044.40</b>	<b>8,446.53</b>	<b>8,869.47</b>	<b>9,313.20</b>	<b>9,779.47</b>	<b>10,268.27</b>	<b>10,781.33</b>	<b>11,051.73</b>	<b>11,327.33</b>
			Hourly	46.4100	48.7300	51.1700	53.7300	56.4200	59.2400	62.2000	63.7600	65.3500
Senior Telecommunications Technician	NE	C22	Annual	75,628.80	79,414.40	83,387.20	87,547.20	91,915.20	96,512.00	101,337.60	103,875.20	106,475.20
			Monthly	<b>6,302.40</b>	<b>6,617.87</b>	<b>6,948.93</b>	<b>7,295.60</b>	<b>7,659.60</b>	<b>8,042.67</b>	<b>8,444.80</b>	<b>8,656.27</b>	<b>8,872.93</b>
			Hourly	36.3600	38.1800	40.0900	42.0900	44.1900	46.4000	48.7200	49.9400	51.1900
Senior Traffic Signal Technician	PAM	C23	Annual	79,435.20	83,408.00	87,588.80	91,977.60	96,574.40	101,400.00	106,475.20	109,137.60	111,862.40
			Monthly	<b>6,619.60</b>	<b>6,950.67</b>	<b>7,299.07</b>	<b>7,664.80</b>	<b>8,047.87</b>	<b>8,450.00</b>	<b>8,872.93</b>	<b>9,094.80</b>	<b>9,321.87</b>
			Hourly	38.1900	40.1000	42.1100	44.2200	46.4300	48.7500	51.1900	52.4700	53.7800
Special Districts Division Manager	DMG	C34	Annual	145,745.60	153,025.60	160,680.00	168,708.80	177,153.60	186,014.40	195,312.00	200,200.00	205,212.80
			Monthly	<b>12,145.47</b>	<b>12,752.13</b>	<b>13,390.00</b>	<b>14,059.07</b>	<b>14,762.80</b>	<b>15,501.20</b>	<b>16,276.00</b>	<b>16,683.33</b>	<b>17,101.07</b>
			Hourly	70.0700	73.5700	77.2500	81.1100	85.1700	89.4300	93.9000	96.2500	98.6600
Special Events & Facilities Division Manager	DMG	C30	Annual	111,758.40	117,353.60	123,219.20	129,376.00	135,844.80	142,646.40	149,780.80	153,524.80	157,372.80
			Monthly	<b>9,313.20</b>	<b>9,779.47</b>	<b>10,268.27</b>	<b>10,781.33</b>	<b>11,320.40</b>	<b>11,887.20</b>	<b>12,481.73</b>	<b>12,793.73</b>	<b>13,114.40</b>
			Hourly	53.7300	56.4200	59.2400	62.2000	65.3100	68.5800	72.0100	73.8100	75.6600
Storekeeper	NE	C14	Annual	51,209.60	53,768.00	56,451.20	59,280.00	62,254.40	65,374.40	68,640.00	70,366.40	72,134.40
			Monthly	<b>4,267.47</b>	<b>4,480.67</b>	<b>4,704.27</b>	<b>4,940.00</b>	<b>5,187.87</b>	<b>5,447.87</b>	<b>5,720.00</b>	<b>5,863.87</b>	<b>6,011.20</b>
			Hourly	24.6200	25.8500	27.1400	28.5000	29.9300	31.4300	33.0000	33.8300	34.6800
Strategic Initiatives Manager	DMG	C34	Annual	145,745.60	153,025.60	160,680.00	168,708.80	177,153.60	186,014.40	195,312.00	200,200.00	205,212.80
			Monthly	<b>12,145.47</b>	<b>12,752.13</b>	<b>13,390.00</b>	<b>14,059.07</b>	<b>14,762.80</b>	<b>15,501.20</b>	<b>16,276.00</b>	<b>16,683.33</b>	<b>17,101.07</b>
			Hourly	70.0700	73.5700	77.2500	81.1100	85.1700	89.4300	93.9000	96.2500	98.6600
Street Maintenance Supervisor	PAM	C25	Annual	87,568.00	91,956.80	96,553.60	101,379.20	106,454.40	111,779.20	117,374.40	120,307.20	123,323.20
			Monthly	<b>7,297.33</b>	<b>7,663.07</b>	<b>8,046.13</b>	<b>8,448.27</b>	<b>8,871.20</b>	<b>9,314.93</b>	<b>9,781.20</b>	<b>10,025.60</b>	<b>10,276.93</b>
			Hourly	42.1000	44.2100	46.4200	48.7400	51.1800	53.7400	56.4300	57.8400	59.2900
Telecommunications Engineer/Administrator	PAM	C29	Annual	106,412.80	111,737.60	117,332.80	123,198.40	129,355.20	135,824.00	142,625.60	146,182.40	149,843.20
			Monthly	<b>8,867.73</b>	<b>9,311.47</b>	<b>9,777.73</b>	<b>10,266.53</b>	<b>10,779.60</b>	<b>11,318.67</b>	<b>11,885.47</b>	<b>12,181.87</b>	<b>12,486.93</b>
			Hourly	51.1600	53.7200	56.4100	59.2300	62.1900	65.3000	68.5700	70.2800	72.0400

**CITY OF MORENO VALLEY**

**SALARY SCALE - CAREER POSITIONS**  
**EFFECTIVE 07/06/2024**

Exhibit C

TITLE	GRP	GRADE										
			A	B	C	D	E	F	G	H	I	
				5.0%	5.0%	5.0%	5.0%	5.0%	5.0%	5.0%	2.5%	2.5%
Telecommunications Technician	NE	C20	Annual	68,598.40	72,030.40	75,628.80	79,414.40	83,387.20	87,547.20	91,915.20	94,203.20	96,553.60
			Monthly	5,716.53	6,002.53	6,302.40	6,617.87	6,948.93	7,295.60	7,659.60	7,850.27	8,046.13
			Hourly	32.9800	34.6300	36.3600	38.1800	40.0900	42.0900	44.1900	45.2900	46.4200
Traffic Operations Supervisor	PAM	C26	Annual	91,936.00	96,532.80	101,358.40	106,433.60	111,758.40	117,353.60	123,219.20	126,297.60	129,459.20
			Monthly	7,661.33	8,044.40	8,446.53	8,869.47	9,313.20	9,779.47	10,268.27	10,524.80	10,788.27
			Hourly	44.2000	46.4100	48.7300	51.1700	53.7300	56.4200	59.2400	60.7200	62.2400
Traffic Signal Technician	NE	C22	Annual	75,628.80	79,414.40	83,387.20	87,547.20	91,915.20	96,512.00	101,337.60	103,875.20	106,475.20
			Monthly	6,302.40	6,617.87	6,948.93	7,295.60	7,659.60	8,042.67	8,444.80	8,656.27	8,872.93
			Hourly	36.3600	38.1800	40.0900	42.0900	44.1900	46.4000	48.7200	49.9400	51.1900
Traffic Sign/Marking Technician I	NE	C13	Annual	48,755.20	51,188.80	53,747.20	56,430.40	59,259.20	62,212.80	65,332.80	66,976.00	68,660.80
			Monthly	4,062.93	4,265.73	4,478.93	4,702.53	4,938.27	5,184.40	5,444.40	5,581.33	5,721.73
			Hourly	23.4400	24.6100	25.8400	27.1300	28.4900	29.9100	31.4100	32.2000	33.0100
Traffic Sign/Marking Technician II	NE	C15	Annual	53,768.00	56,451.20	59,280.00	62,254.40	65,374.40	68,640.00	72,072.00	73,881.60	75,732.80
			Monthly	4,480.67	4,704.27	4,940.00	5,187.87	5,447.87	5,720.00	6,006.00	6,156.80	6,311.07
			Hourly	25.8500	27.1400	28.5000	29.9300	31.4300	33.0000	34.6500	35.5200	36.4100
Utility Finance Manager	PAM	C28	Annual	101,358.40	106,433.60	111,758.40	117,353.60	123,219.20	129,376.00	135,844.80	139,235.20	142,708.80
			Monthly	8,446.53	8,869.47	9,313.20	9,779.47	10,268.27	10,781.33	11,320.40	11,602.93	11,892.40
			Hourly	48.7300	51.1700	53.7300	56.4200	59.2400	62.2000	65.3100	66.9400	68.6100
Vehicle/Equipment Technician	NE	C17	Annual	59,280.00	62,254.40	65,374.40	68,640.00	72,072.00	75,670.40	79,456.00	81,452.80	83,491.20
			Monthly	4,940.00	5,187.87	5,447.87	5,720.00	6,006.00	6,305.87	6,621.33	6,787.73	6,957.60
			Hourly	28.5000	29.9300	31.4300	33.0000	34.6500	36.3800	38.2000	39.1600	40.1400

# CITY OF MORENO VALLEY

## SALARY SCALE - EXECUTIVE POSITIONS

EFFECTIVE 07/06/2024

Exhibit C

TITLE	GRP	GRADE	Description		Minimum	Maximum
Assistant City Manager (Administration)	EMG	106	7.5% Above 105	Annual	188,323.20	299,936.00
				Monthly	15,693.60	24,994.67
				Hourly	90.5400	144.2000
Assistant City Manager (Development)	EMG	106	7.5% Above 105	Annual	188,323.20	299,936.00
				Monthly	15,693.60	24,994.67
				Hourly	90.5400	144.2000
Chief Financial Officer	EMG	105	7.5% Above 104	Annual	175,177.60	279,011.20
				Monthly	14,598.13	23,250.93
				Hourly	84.2200	134.1400
City Council Member	ELE		Set by Vote/Ord			
City Manager	CMG	109	Per contract	Annual	268,132.80	427,044.80
				Monthly	22,344.40	35,587.07
				Hourly	128.9100	205.3100
Community Development Director	EMG	104	7.5% Above 103	Annual	162,968.00	259,542.40
				Monthly	13,580.67	21,628.53
				Hourly	78.3500	124.7800
Economic Development & Housing Director	EMG	104	7.5% Above 103	Annual	162,968.00	259,542.40
				Monthly	13,580.67	21,628.53
				Hourly	78.3500	124.7800
Human Resources Director	EMG	104	7.5% Above 103	Annual	162,968.00	259,542.40
				Monthly	13,580.67	21,628.53
				Hourly	78.3500	124.7800
Manager of the Office of Mayor & City Council/City Clerk	EMG	101	7.5% Above 100	Annual	131,185.60	208,915.20
				Monthly	10,932.13	17,409.60
				Hourly	63.0700	100.4400
Parks & Community Services Director	EMG	104	7.5% Above 103	Annual	162,968.00	259,542.40
				Monthly	13,580.67	21,628.53
				Hourly	78.3500	124.7800
Public Works Director/City Engineer	EMG	105	7.5% Above 104	Annual	175,177.60	279,011.20
				Monthly	14,598.13	23,250.93
				Hourly	84.2200	134.1400

RESOLUTION NO. CSD 2025-XX

A RESOLUTION OF THE MORENO VALLEY COMMUNITY SERVICES DISTRICT (CSD) OF THE CITY OF MORENO VALLEY, CALIFORNIA, ADOPTING THE REVISED OPERATING AND CAPITAL BUDGETS FOR FISCAL YEARS 2023/24 AND 2024/25

WHEREAS, the CSD Board approved the Operating and Capital Budgets for the City for Fiscal Years 2023/24 and 2024/25, a copy of which, as may have been amended by the CSD Board, is on file in the Office of the City Clerk and is available for public inspection; and

WHEREAS, the CSD Board approves amendments to the budgets throughout the fiscal year and such prior amendments are reflected within the current amended budget and further ratified as part of the adoption of the quarterly budget amendments; and

WHEREAS, the City Manager has heretofore submitted to the President and Board Members of the Moreno Valley Community Services District proposed amendments to the Operating and Capital Budgets for the District for Fiscal Years 2023/24 and 2024/25, a copy of which, as may have been amended by the District's Board of Directors, is on file in the Office of the City Clerk and is available for public inspection; and

WHEREAS, the said proposed amendments to the Operating and Capital Budgets contain estimates of the services, activities and projects comprising the budget, and contain expenditure requirements and the resources available to the Community Services District; and

WHEREAS, the said proposed amendments to the Operating and Capital Budgets contain the estimates of uses of fund balance as required to stabilize the delivery of CSD services during periods of operational deficits; and

WHEREAS, the President and Board of Directors have made such revisions to the proposed amended Operating and Capital Budgets as so desired; and

WHEREAS, the City Manager may authorize submittal of grant applications and is also authorized to accept grant awards on behalf of the City as further described in the Grants Administrative Procedure; and

WHEREAS, it is the intent to ensure that maximum efficiency and savings are realized in the procurement of the annual technology maintenance agreements, the City Manager is authorized to approve such agreements as long as budget was previously appropriated by the City Council and approved by the City Attorney; and

WHEREAS, it is the intent to ensure that maximum efficiency and savings are realized in the procurement of the annual legal services agreements, the City Manager

is authorized to approve such agreements as long as budget was previously appropriated by the City Council and approved by the City Attorney; and

WHEREAS, it is the intent to ensure that maximum efficiency and savings are realized in the procurement of the Moreno Valley Utility purchase power agreements, the City Manager is authorized to approve such agreements as long as budget was previously appropriated by the City Council and approved by the City Attorney; and

WHEREAS, it is the intent to ensure that maximum efficiency and savings are realized in the procurement of annual temporary staffing service agreements, the City Manager is authorized to approve such agreements as long as budget was previously appropriated by the City Council and approved by the City Attorney; and

WHEREAS, it is the intent to ensure that maximum efficiency and savings are realized in the procurement of facility furniture purchases, the City Manager is authorized to approve such agreements as long as budget was previously appropriated by the City Council and approved by the City Attorney; and

WHEREAS, it is the intent to ensure that maximum efficiency and savings are realized in the procurement of annual advertisement and marketing materials/services, the City Manager is authorized to approve such agreements as long as budget was previously appropriated by the City Council and approved by the City Attorney; and

WHEREAS, the amended Operating and Capital Budgets, as herein approved, will enable the Community Services District to make adequate financial plans and will ensure that District officers can administer their respective functions in accordance with such plans.

NOW, THEREFORE, THE MORENO VALLEY COMMUNITY SERVICES DISTRICT OF THE CITY OF MORENO VALLEY, CALIFORNIA, DOES HEREBY RESOLVE AS FOLLOWS:

1. The proposed amendments to the Operating and Capital Budgets, attached as Exhibit A and as on file in the Office of the City Clerk, and as may have been amended by the Community Services District's Board of Directors, is hereby approved and adopted as the annual Operating and Capital Budgets of the Moreno Valley Community Services District for the Fiscal Years 2023/24 and 2024/25.
2. The Proposed Amendments to the City Position Summary, included as Exhibit B to this Resolution, and on file in the Office of the City Clerk, and as may have been amended by the Community Services District's Board of Directors, is hereby adopted as part of the Approved City Position Summary of the City of Moreno Valley for Fiscal Years 2023/24 and 2024/25.
3. The Proposed Amendments to the Career Positions Salary Schedule, included as Exhibit C to this Resolution, and on file in the Office of the City Clerk, and as may have been amended by the Community Services District's Board of Directors, is hereby adopted as part of the Approved Career



Positions Salary Schedule of the City of Moreno Valley for Fiscals Year 2023/24 and 2024/25.

4. Within fifteen (15) days after the adoption of this Resolution, the City Clerk shall certify to the adoption hereof and, as so certified, cause a copy to be posted in at least three (3) public places within the City.

BE IT FURTHER RESOLVED that this Resolution shall take effect immediately upon its adoption.

APPROVED AND ADOPTED this 4th day of March, 2025.

\_\_\_\_\_  
Mayor of the City of Moreno Valley,  
Acting in the capacity of President of the  
Moreno Valley Community Services District

ATTEST:

\_\_\_\_\_  
City Clerk, acting in the capacity of  
Secretary of the Moreno Valley  
Community Services District

APPROVED AS TO FORM:

\_\_\_\_\_  
City Attorney, acting in the capacity  
of General Counsel of the Moreno  
Valley Community Services District

**RESOLUTION JURAT**

STATE OF CALIFORNIA     )  
COUNTY OF RIVERSIDE    ) ss.  
CITY OF MORENO VALLEY   )

I, M. Patricia Rodriguez, CMC, Secretary of the Moreno Valley Community Services District, Moreno Valley, California do hereby certify that Resolution No. CSD 2025-XX was duly and regularly adopted by the Board of Directors of the Moreno Valley Community Services District at a regular meeting held on the 4th day of March, 2025, by the following vote:

AYES:

NOES:

ABSENT:

ABSTAIN:

(Board members, Vice-President and President)

---

SECRETARY

(SEAL)

**CITY OF MORENO VALLEY  
GENERAL FUND  
FY 2024/25 Proposed Amendments**

Department	Fund	Account Description	General Ledger Account	Project	Fiscal Year 2024/25 Amended Budget	Proposed Amendment	Revised Budget	Description - Proposed Adjustment
Non-Department	1010	Property Tax in Lieu-VLF	1010-99-99-91010-401060		\$ 30,177,972	\$ 23,658	\$ 30,201,630	Budget true-up
<b>REVENUE TOTAL</b>					<b>\$ 30,177,972</b>	<b>\$ 23,658</b>	<b>\$ 30,201,630</b>	

Department	Fund	Account Description	General Ledger Account	Project	Fiscal Year 2024/25 Amended Budget	Proposed Amendment	Revised Budget	Description - Proposed Adjustment
City Manager	1010	Transfers to - OTHER GRANTS FUND	1010-99-99-91010-902300		\$ -	\$ 28,175	\$ 28,175	Reallocation of budget
Non-Department	1010	Transfers to 2014 REFUNDING 2005 LRB	1010-99-99-91010-903713		507,669	(507,669)	-	Bond refund
Non-Department	1010	Transfers to 2024 REFUNDING 2014 LRB	1010-99-99-91010-903716		-	503,152	503,152	Bond refund
<b>EXPENSE TOTAL</b>					<b>\$ 507,669</b>	<b>\$ 23,658</b>	<b>\$ 531,327</b>	

**CITY OF MORENO VALLEY  
NON-GENERAL FUND  
FY 2023/2024 Proposed Amendments**

Department	Fund	Account Description	General Ledger Account	Project	Fiscal Year 2024/25 Amended Budget	Proposed Amendment	Revised Budget	Description - Proposed Adjustment
City Manager	2300	Fed Grant-Operating Revenue	2300-16-92-72204-485000		\$ -	\$ 28,175	\$ 28,175	Reallocation of budget
City Manager	2300	Transfers in - from GENERAL FUND	2300-99-99-92300-801010		-	28,175	28,175	Reallocation of budget
Non-Department	3713	Transfers in - from GENERAL FUND	3713-99-90-93713-801010		507,669	(507,669)	-	Bond refund
Non-Department	3713	Transfers in - from DIF - ARTERIAL STREETS	3713-99-90-93713-802901		961,739	(961,739)	-	Bond refund
Non-Department	3713	Transfers in - from DIF - FIRE	3713-99-90-93713-802903		219,040	(219,040)	-	Bond refund
Non-Department	3713	Transfers in - from DIF - POLICE	3713-99-90-93713-802904		581,220	(581,220)	-	Bond refund
Non-Department	3716	Transfers in - from GENERAL FUND	3716-99-90-93716-801010		-	503,152	503,152	Bond refund
Non-Department	3716	Transfers in - from DIF - ARTERIAL STREETS	3716-99-90-93716-802901		-	949,476	949,476	Bond refund
Non-Department	3716	Transfers in - from DIF - FIRE	3716-99-90-93716-802903		-	216,247	216,247	Bond refund
Non-Department	3716	Transfers in - from DIF - POLICE	3716-99-90-93716-802904		-	573,809	573,809	Bond refund
Parks & Community Svc	2019	Transfers in - from PCS CAPITAL PROJ (QUIMBY)	2019-99-99-92019-803016		-	237,278	237,278	Budget true-up
Parks & Community Svc	2905	Transfers in - from PCS CAPITAL PRJ (PARK IMPRVTS)	2905-99-95-92905-803015		-	368,091	368,091	Budget true-up
Parks & Community Svc	3016	Transfers in - from QUIMBY IN-LIEU PARK FEES	3016-99-99-93016-802019		190,775	(28,000)	162,775	Budget true-up
Parks & Community Svc	3016	Transfers in - from QUIMBY IN-LIEU PARK FEES	3016-99-99-93016-802019		190,775	150,000	340,775	Projected expense
Public Works	3000	Transfers in - from FACILITIES REPLACEMENT RSRV	3000-99-99-93000-807330		4,846,217	617,133	5,463,350	Projected expense
<b>REVENUE TOTAL</b>					<b>\$ 7,497,435</b>	<b>\$ 1,373,868</b>	<b>\$ 8,871,303</b>	

Financial & Management Svc	5014	Utilities - Water	5014-30-79-25721-621030		\$ 550,000	\$ 125,000	675,000	Projected expense
Non-Department	2901	Transfers to 2014 REFUNDING 2005 LRB	2901-99-95-92901-903713		961,739	(961,739)	-	Bond refund
Non-Department	2901	Transfers to 2024 REFUNDING 2014 LRB	2901-99-95-92901-903716		-	949,476	949,476	Bond refund
Non-Department	2903	Transfers to 2014 REFUNDING 2005 LRB	2903-99-95-92903-903713		219,040	(219,040)	-	Bond refund
Non-Department	2903	Transfers to 2024 REFUNDING 2014 LRB	2903-99-95-92903-903716		-	216,247	216,247	Bond refund
Non-Department	2904	Transfers to 2014 REFUNDING 2005 LRB	2904-99-95-92904-903713		581,220	(581,220)	-	Bond refund
Non-Department	2904	Transfers to 2024 REFUNDING 2014 LRB	2904-99-95-92904-903716		-	573,809	573,809	Bond refund
Non-Department	3713	Professional Svcs - Other	3713-99-90-93713-620299		3,758	(3,758)	-	Bond refund
Non-Department	3713	Bond Principal	3713-99-90-93713-670314		1,355,319	(1,355,319)	-	Bond refund
Non-Department	3713	Interest Expense	3713-99-90-93713-670410		910,591	(910,591)	-	Bond refund
Non-Department	3716	Professional Svcs - Other	3716-99-90-93716-620299		-	5,000	5,000	Bond refund
Non-Department	3716	Bond Principal	3716-99-90-93716-670314		-	1,560,825	1,560,825	Bond refund
Non-Department	3716	Bond/Lease Issuance Costs	3716-99-90-93716-670510		-	681,860	681,860	Bond refund
Parks & Community Svc	2019	Transfers to PCS CAP PROJECT (QUIMBY)	2019-99-99-92019-903016		190,775	(28,000)	162,775	Budget true-up
Parks & Community Svc	2019	Transfers to PCS CAP PROJECT (QUIMBY)	2019-99-99-92019-903016		190,775	150,000	340,775	Projected expense
Parks & Community Svc	3015	CIP Other	3015-50-57-80007-720199	807 0031 50 57-3015-99	11,572,324	(156,180)	11,416,144	Budget true-up
Parks & Community Svc	3015	CIP Other	3015-50-57-80007-720199	807 0054-3015-99	11,572,324	(139,420)	11,432,904	Budget true-up
Parks & Community Svc	3015	CIP Other	3015-50-57-80007-720199	807 0056-3015-99	11,572,324	(72,491)	11,499,833	Budget true-up
Parks & Community Svc	3015	Transfers to DIF - PARKLAND FACILITIES	3015-99-99-93015-902905		-	368,091	368,091	Budget true-up
Parks & Community Svc	3016	CIP Other	3016-50-57-80003-720199	803 0031-3016-99	444,968	(16,668)	428,300	Budget true-up
Parks & Community Svc	3016	CIP Other	3016-50-57-80007-720199	807 0004 50 57-3016-99	863,317	(220,610)	642,707	Budget true-up
Parks & Community Svc	3016	CIP Other	3016-50-57-80007-720199	807 0052-3016-99	863,317	(28,000)	835,317	Budget true-up
Parks & Community Svc	3016	CIP Other	3016-50-57-80007-720199	807 0064-3016-99	863,317	150,000	1,013,317	Projected expense
Parks & Community Svc	3016	Transfers to - QUIMBY PARK FEES	3016-99-99-93016-902019		-	237,278	237,278	Budget true-up
Public Works	3000	CIP Other	3000-70-40-80003-720199	803 0067-3000-99	10,657,579	617,133	11,274,712	Projected expense
Public Works	7330	Transfers to FACILITY CONST FUND	7330-99-99-97330-903000		4,846,217	617,133	5,463,350	Projected expense
<b>EXPENSE TOTAL</b>					<b>\$ 58,218,904</b>	<b>\$ 1,558,816</b>	<b>\$ 59,777,720</b>	

**CITY OF MORENO VALLEY  
GENERAL FUND  
FY 2024/25 Ratification Amendments**

Department	Fund	Account Description	General Ledger Account	Project	Amendment	Description - Ratification
Community Development	1010	Donations	1010-20-38-18210-580200		\$ (125,000)	Allocate project budget
Community Development	1010	Donations	1010-20-38-18210-580200	DN UAAR 24-LRG-United Activists for Animal Rights Donation 2024, Lrg Dog	62,500	Allocate project budget
Community Development	1010	Donations	1010-20-38-18210-580200	DN UAAR 24-MED-United Activists for Animal Rights Donation 2024, Med Dog	62,500	Allocate project budget
Non-Department	1010	Administrative Charges	1010-99-99-91010-585020		(374,706)	Reallocation of budget
Non-Department	1010	Transfers in - from ZONE "E" EXT LDSC FUND	1010-99-99-91010-805013		374,706	Reallocation of budget
Non-Department	1010	Administrative Charges	1010-99-99-91010-585020		(115)	Reallocation of budget
Non-Department	1010	Transfers in - from ZONE "E" EXT LDSC FUND	1010-99-99-91010-805013		115	Reallocation of budget
<b>REVENUE TOTAL</b>					\$ -	

**CITY OF MORENO VALLEY  
GENERAL FUND  
FY 2024/25 Ratification Amendments**

Department	Fund	Account Description	General Ledger Account	Project	Amendment	Description - Ratification
Community Development	1010	Professional Svcs - Veterinary Svcs	1010-20-38-18210-620250		\$ (125,000)	Allocate project budget
Community Development	1010	Professional Svcs - Veterinary Svcs	1010-20-38-18210-620250	DN UAAR 24-LRG-United Activists for Animal Rights Donation 2024,Lrg Dog	62,500	Allocate project budget
Community Development	1010	Professional Svcs - Veterinary Svcs	1010-20-38-18210-620250	DN UAAR 24-MED-United Activists for Animal Rights Donation 2024, Med Dog	62,500	Allocate project budget
Police	1010	Oper Mtrls - Furn & Equip	1010-60-67-40210-630330		(6,551)	Reallocation of budget
Police	1010	Mach-Equip-Repl - Vehicles	1010-60-67-40210-660322		6,551	Reallocation of budget
<b>EXPENSE TOTAL</b>					\$ -	

**CITY OF MORENO VALLEY  
NON-GENERAL FUND  
FY 2024/25 Ratification Amendments**

Department	Fund	Account Description	General Ledger Account	Project	Amendment	Description - Ratification
City Manager	2512	Fed Grant-Operating Revenue	2512-30-36-72611-485000		\$ (1,979,019)	Budget true-up
Community Development	2715	Fed Grant-Operating Revenue	2715-20-26-72115-485000		(999)	JAG Grant true-up
Community Development	2715	Salaries-Temporary	2715-20-26-72115-611310		(999)	JAG Grant true-up
Financial & Management Svc	2050	CFD No. 2014-01	2050-30-79-25722		(872,501)	Allocate project budget
Financial & Management Svc	2050	CFD No. 2014-01	2050-30-79-25722	SD CFD 2014 01-Various Projects	872,501	Allocate project budget
Financial & Management Svc	5013	Zone E Extensive Landscape	5013-30-79-25705		(227,492)	Allocate project budget
Financial & Management Svc	5013	Zone E Extensive Landscape	5013-30-79-25705	SD Zone E-Various Projects	227,492	Allocate project budget
Financial & Management Svc	5014	LMD 2014-02 LANDSCAPE MAINT DIST	5014-30-79-25721		(2,648,712)	Allocate project budget
Financial & Management Svc	5014	LMD 2014-02 LANDSCAPE MAINT DIST	5014-30-79-25721	SD LMD Zone-Various Projects	2,648,712	Allocate project budget
Parks & Community Services	2350	State Grant-Operating Revenue	2350-50-92-75023-486000	PCS SPG-ARTS - PCS Spring Events, Festival of Arts	26,405	Allocate project budget
<b>REVENUE TOTAL</b>					\$ (1,954,612)	

Department	Fund	Account Description	General Ledger Account	Project	Amendment	Description - Ratification
City Manager	2512	SAL/BENE/OPERATING	2512-30-36-72611		\$ (1,979,019)	Budget true-up
Financial & Management Svc	2050	CFD No. 2014-01	2050-30-79-25722		(682,502)	Allocate project budget
Financial & Management Svc	2050	CFD No. 2014-01	2050-30-79-25722	SD CFD 2014 01-Various Projects	682,502	Allocate project budget
Financial & Management Svc	5013	SD Zone E & LMD 2014-02	5013-30-79-25705		(307,511)	Allocate project budget
Financial & Management Svc	5013	SD Zone E & LMD 2014-02	5013-30-79-25705	SD Zone E-Various Projects	307,511	Allocate project budget
Financial & Management Svc	5014	LMD 2014-02 LANDSCAPE MAINT DIST	5014-30-79-25721		(2,764,237)	Allocate project budget
Financial & Management Svc	5014	LMD 2014-02 LANDSCAPE MAINT DIST	5014-30-79-25721	SD LMD Zone-Various Projects	2,764,237	Allocate project budget
Human Resources	7010	Insurance - General	7010-18-21-14020-650110		(1,800,000)	Reallocation of budget
Human Resources	7010	Insurance - General	7010-18-22-18030-650110		1,800,000	Reallocation of budget
Parks & Community Svc	3000	CIP Other	3000-70-40-80003-720199	803 0057	(1,611,217)	Reallocation of budget
Parks & Community Svc	3000	CIP Other	3000-50-57-80003-720199	803 0057	1,611,217	Reallocation of budget
Parks & Community Svc	5011	Salaries-Temporary	5011-50-59-35312-611310		(2,886)	Allocate project budget
Parks & Community Svc	2350	Salaries-Temporary	2350-50-92-75023-611310	PCS SPG-ARTS - PCS Spring Events, Festival of Arts	2,886	Allocate project budget
Parks & Community Svc	2350	Salaries-Reimbursable (In/Out)	2350-50-92-75023-611510	PCS SPG-ARTS - PCS Spring Events, Festival of Arts	8,644	Allocate project budget
Parks & Community Svc	2350	Marketing Svcs - Advertising	2350-50-92-75023-620610	PCS SPG-ARTS - PCS Spring Events, Festival of Arts	875	Allocate project budget
Parks & Community Svc	2350	Contractual Svcs - Other	2350-50-92-75023-625099	PCS SPG-ARTS - PCS Spring Events, Festival of Arts	14,000	Allocate project budget
Parks & Community Svc	5011	Salaries-Temporary	5011-50-59-35312-611310	PCS SPG-ARTS - PCS Spring Events, Festival of Arts	2,886	Allocate project budget

CITY OF MORENO VALLEY  
NON-GENERAL FUND  
FY 2024/25 Ratification Amendments

EXHIBIT A

Department	Fund	Account Description	General Ledger Account	Project	Amendment	Description - Ratification
Parks & Community Svc	5011	Salaries-Reimbursable (In/Out)	5011-50-59-35312-611510		(8,644)	Allocate project budget
Parks & Community Svc	5011	Salaries-Reimbursable (In/Out)	5011-50-59-35312-611510	PCS SPG-ARTS - PCS Spring Events, Festival of Arts	8,644	Allocate project budget
Parks & Community Svc	5011	Marketing Svcs - Advertising	5011-50-59-35312-620610		(750)	Allocate project budget
Parks & Community Svc	5011	Marketing Svcs - Advertising	5011-50-59-35312-620610	PCS SPG-ARTS - PCS Spring Events, Festival of Arts	750	Allocate project budget
Parks & Community Svc	5011	Marketing Svcs - PR/Promotions	5011-50-59-35312-620620		(1,000)	Allocate project budget
Parks & Community Svc	5011	Marketing Svcs - PR/Promotions	5011-50-59-35312-620620	PCS SPG-ARTS - PCS Spring Events, Festival of Arts	1,000	Allocate project budget
Parks & Community Svc	5011	Contractual Svcs - Other	5011-50-59-35312-625099		(11,150)	Allocate project budget
Parks & Community Svc	5011	Contractual Svcs - Other	5011-50-59-35312-625099	PCS SPG-ARTS - PCS Spring Events, Festival of Arts	11,150	Allocate project budget
Parks & Community Svc	5011	Oper Mtrls - Recreation	5011-50-59-35312-630312		(3,150)	Allocate project budget
Parks & Community Svc	5011	Oper Mtrls - Recreation	5011-50-59-35312-630312	PCS SPG-ARTS - PCS Spring Events, Festival of Arts	3,150	Allocate project budget
Public Works	3008	CIP Other	3008-70-77-80001-720199	801 0112-3008-99	580,366	Reallocation of budget
Public Works	3008	CIP Other	3008-70-77-80001-720199	801 0110-3008-99	500,000	Reallocation of budget
Public Works	3008	CIP Other	3008-70-77-80001-720199	801 0096-3008-99	(1,080,366)	Reallocation of budget
Public Works	3008	CIP Other	3008-70-77-80001-720199	801 0097	(1,999,905)	Reallocation of budget
Public Works	3008	CIP Other	3008-70-77-80001-720199	801 0110	1,999,905	Reallocation of budget
<b>EXPENSE TOTAL</b>					<b>\$ (1,952,614)</b>	

City of Moreno Valley  
 FY 2023/24 - 2024/25  
 City Position Summary

Position Title	Adopted Qtrly					
	FY	FY	FY	FY	FY	FY
	2022/23	2023/24	2023/24	2023/24	2024/25	2024/25
No.	Adj.	Adj.	No.	Adj.	No.	
Accountant I	1	-	-	1	-	1
Accountant II	1	-	-	1	-	1
Accounting Assistant	3	(1)	-	2	-	2
Accounting Technician	1	-	-	1	-	1
Accounts Payable Supervisor	1	-	-	1	-	1
Administrative Assistant	7	3	-	10	-	10
Animal Care Technician	5	-	-	5	-	5
Animal Care Technician Supervisor	1	-	-	1	-	1
Animal Control Officer	6	-	-	6	-	6
Animal Rescue Coordinator	1	-	-	1	-	1
Animal Services Assistant	4	-	-	4	-	4
Animal Services Dispatcher	1	-	-	1	-	1
Animal Services Division Manager	1	-	-	1	-	1
Animal Services Field Supervisor	1	-	-	1	-	1
Animal Services License Inspector	1	-	-	1	-	1
Animal Services Office Supervisor	1	-	-	1	-	1
Applications & Database Administrator	1	-	-	1	-	1
Applications Analyst	1	1	-	2	-	2
Assistant City Manager (Administration)	1	-	-	1	-	1
Assistant City Manager (Development)	1	-	-	1	-	1
Assistant to the City Manager	1	-	-	1	-	1
Assistant Crossing Guard Supervisor	1	-	-	1	-	1
Assistant Engineer	2	-	-	2	-	2
Assistant Network Administrator	1	-	-	1	-	1
Associate Engineer I	2	-	-	2	-	2
Associate Engineer II	3	-	-	3	-	3
Associate Planner	4	-	-	4	-	4
Audio Visual Technician	2	-	-	2	-	2
Banquet Facility Representative	1	-	-	1	-	1
Building Division Manager/Official	1	-	-	1	-	1
Building Inspector II	4	(1)	-	3	-	3
Building Safety Supervisor	1	-	-	1	-	1
Business License Liaison	1	-	-	1	-	1
Chief Financial Officer	-	1	-	1	-	1
Child Care Assistant	4	-	-	4	-	4
Child Care Instructor II	4	-	-	4	-	4
Child Care Program Manager	1	-	-	1	-	1
Child Care Site Supervisor	4	-	-	4	-	4
City Manager	1	-	-	1	-	1
Community Development Director	1	-	-	1	-	1
Community Enhancement Division Manager	1	-	-	1	-	1
Community Enhancement Officer I	6	-	-	6	-	6
Community Enhancement Officer II	3	-	-	3	-	3
Community Enhancement Supervisor	1	-	-	1	-	1
Community Services Assistant Coordinator	4	-	-	4	-	4
Community Services Coordinator	4	-	-	4	-	4
Community Services Division Manager	-	1	-	1	-	1
Community Services Supervisor	4	-	-	4	-	4
Construction Inspector	2	-	-	2	-	2
Construction Inspector Supervisor	1	-	-	1	-	1
Crossing Guard	35	-	-	35	-	35
Crossing Guard Supervisor	1	-	-	1	-	1
Customer Service Manager	-	1	-	1	-	1
Deputy City Clerk	1	-	-	1	-	1
Deputy City Manager	1	-	-	1	-	1
Deputy Compliance Director	-	1	-	1	-	1
Deputy Finance Director	1	-	-	1	-	1
Economic Development Division Manager	2	-	-	2	-	2
Economic Development & Housing Director	-	1	-	1	-	1
Electric Utility Assistant Manager	-	-	1	1	-	1
Electric Utility Chief Engineer	1	-	(1)	-	-	-

City of Moreno Valley  
 FY 2023/24 - 2024/25  
 City Position Summary

Position Title	Adopted Qtrly					
	FY	FY	FY	FY	FY	FY
	2022/23	2023/24	2023/24	2023/24	2024/25	2024/25
No.	Adj.	Adj.	No.	Adj.	No.	
Electric Utility Division Manager	1	-	-	1	-	1
Electric Utility Program Coordinator	1	-	-	1	-	1
Emergency Management Coordinator	-	-	2	2	-	2
Emergency Management & Volunteer Services Program Manager	1	-	-	1	-	1
Emergency Management & Volunteer Services Program Specialist	1	-	(1)	-	-	-
Engineering Division Manager/Assistant City Engineer	1	-	-	1	-	1
Enterprise Systems Administrator	1	-	-	1	-	1
Equipment Operator	6	-	-	6	-	6
Executive Assistant I	5	-	-	5	-	5
Executive Assistant to Mayor/City Council	1	-	-	1	-	1
Facilities Maintenance Mechanic	1	-	-	1	-	1
Facilities Maintenance Worker	3	-	-	3	1	4
Financial Operations Division Manager	1	-	-	1	-	1
Financial Resources Division Manager	1	-	-	1	-	1
Fleet & Facilities Division Manager	-	1	-	1	-	1
Fleet & Facilities Maintenance Supervisor	1	-	-	1	-	1
GIS Administrator	1	-	-	1	-	1
GIS Applications Analyst	1	-	-	1	-	1
GIS Specialist	1	-	(1)	-	-	-
Grants Division Manager	1	-	-	1	-	1
Grants Program Manager	1	-	(1)	-	-	-
Human Resources Analyst	1	-	-	1	-	1
Human Resources Director	-	1	-	1	-	1
Human Resources Division Manager	1	-	-	1	-	1
Human Resources Technician	-	2	-	2	-	2
Information Technology Technician	2	-	-	2	-	2
Landscape Services Inspector	2	-	-	2	-	2
Lead Facilities Maintenance Worker	1	-	-	1	-	1
Lead Maintenance Worker	4	-	-	4	-	4
Lead Parks Maintenance Worker	7	-	-	7	-	7
Lead Traffic Sign/Marking Technician	2	-	-	2	-	2
Lead Vehicle/Equipment Technician	1	-	-	1	-	1
Maintenance & Operations Division Manager	1	-	-	1	-	1
Maintenance Worker I/II	27	-	-	27	-	27
Maintenance Worker/Work Release Coordinator	1	-	-	1	-	1
Management Aide	7	-	-	7	-	7
Management Analyst	8	(1)	-	7	-	7
Management Assistant	8	4	(2)	10	-	10
Manager of the Office of Mayor & City Council/City Clerk	1	-	-	1	-	1
Media & Communications Division Manager	1	-	-	1	-	1
Network Administrator	1	-	-	1	-	1
Network & Systems Specialist	1	-	-	1	-	1
Paralegal	1	-	-	1	-	1
Park Ranger	4	-	-	4	-	4
Parking Control Officer	2	-	-	2	-	2
Parks & Community Services Administration & Financial Services Division Manager	-	1	-	1	-	1
Parks & Community Services Deputy Director	1	(1)	-	-	-	-
Parks & Community Services Director	1	-	-	1	-	1
Parks & Landscape Services Division Manager	1	-	-	1	-	1
Parks Maintenance Supervisor	2	-	-	2	-	2
Parks Maintenance Worker	18	-	-	18	-	18
Parks Project Manager	1	-	-	1	-	1
Payroll Division Manager	-	-	1	1	-	1
Payroll Supervisor	1	-	(1)	-	-	-
Permit Technician	4	-	-	4	-	4
Planning Division Manager/Official	1	-	-	1	-	1
Power Supply Manager	-	-	1	1	-	1
Principal Accountant	1	-	-	1	-	1
Principal Engineer	2	-	-	2	-	2
Principal Engineer/City Traffic Engineer	1	-	-	1	-	1
Principal Planner	1	-	-	1	-	1

City of Moreno Valley  
 FY 2023/24 - 2024/25  
 City Position Summary

Position Title	Adopted Qtrly					
	FY	FY	FY	FY	FY	FY
	2022/23	2023/24	2023/24	2023/24	2024/25	2024/25
No.	Adj.	Adj.	No.	Adj.	No.	
Program Analyst	-	-	1	1	-	1
Public Information/Intergovernmental Relations Officer	1	-	-	1	-	1
Public Safety Contracts Administrator	1	-	-	1	-	1
Purchasing Division Manager	1	-	-	1	-	1
Public Works Director/City Engineer	1	-	-	1	-	1
Recycling Specialist	1	1	-	2	-	2
Registered Veterinary Technician	1	-	-	1	-	1
Resource Analyst	-	1	(1)	-	-	-
Security Guard	2	-	-	2	-	2
Senior Accountant	4	-	-	4	-	4
Senior Administrative Assistant	13	(1)	(1)	11	(1)	10
Senior Applications Analyst	1	1	-	2	-	2
Senior Building Inspector	-	1	-	1	-	1
Senior Community Enhancement Officer	2	-	-	2	-	2
Senior Construction Inspector	2	-	-	2	-	2
Senior Deputy City Clerk	1	-	-	1	-	1
Senior Electrical Engineer	1	-	-	1	-	1
Senior Engineer, P.E.	5	-	-	5	-	5
Senior Equipment Operator	1	-	-	1	-	1
Senior Graphics Designer	1	-	-	1	-	1
Senior Human Resources Analyst	1	-	-	1	-	1
Senior Landscape Services Inspector	1	-	-	1	-	1
Senior Management Analyst	13	3	1	17	-	17
Senior Office Assistant	3	-	-	3	-	3
Senior Parking Control Officer	1	-	-	1	-	1
Senior Parks Maintenance Technician	2	-	-	2	-	2
Senior Payroll Technician	1	-	-	1	-	1
Senior Permit Technician	3	-	-	3	-	3
Senior Planner	1	-	-	1	-	1
Senior Risk Analyst	-	1	-	1	-	1
Senior Telecommunications Technician	1	-	-	1	-	1
Senior Traffic Signal Technician	1	-	-	1	-	1
Special Districts Division Manager	1	-	-	1	-	1
Special Events & Facilities Division Manager	1	-	-	1	-	1
Storekeeper	1	1	-	2	-	2
Strategic Initiatives Manager	1	-	-	1	-	1
Street Maintenance Supervisor	2	-	-	2	-	2
Telecommunications Engineer/Administrator	1	-	-	1	-	1
Telecommunications Technician	1	-	1	2	-	2
Traffic Operations Supervisor	1	-	-	1	-	1
Traffic Signal Technician	2	-	-	2	-	2
Traffic Sign/Marking Technician I	1	-	-	1	-	1
Traffic Sign/Marking Technician II	2	-	-	2	-	2
Utility Finance Manager	-	1	-	1	-	1
Vehicle/Equipment Technician	3	-	-	3	-	3
<b>Total</b>	<b>381</b>	<b>22</b>	<b>(1)</b>	<b>402</b>	<b>-</b>	<b>402</b>

Note: Excludes City Council Members, Planning Commissioners and temporary positions.

Per Municipal Code 2.18.010, the Planning Commission shall consist of seven members who shall receive such compensation as may be established from time to time by resolution of the City Council.



**CITY OF MORENO VALLEY**

**SALARY SCALE - CAREER POSITIONS**

EFFECTIVE 07/06/2024

Exhibit C

TITLE	GRP	GRADE										
			A	B	C	D	E	F	G	H	I	
				5.0%	5.0%	5.0%	5.0%	5.0%	5.0%	5.0%	2.5%	2.5%
Accountant I	NE	C22	Annual	75,628.80	79,414.40	83,387.20	87,547.20	91,915.20	96,512.00	101,337.60	103,875.20	106,475.20
			Monthly	6,302.40	6,617.87	6,948.93	7,295.60	7,659.60	8,042.67	8,444.80	8,656.27	8,872.93
			Hourly	36.3600	38.1800	40.0900	42.0900	44.1900	46.4000	48.7200	49.9400	51.1900
Accountant II	PAM	C24	Annual	83,387.20	87,547.20	91,915.20	96,512.00	101,337.60	106,412.80	111,737.60	114,524.80	117,395.20
			Monthly	6,948.93	7,295.60	7,659.60	8,042.67	8,444.80	8,867.73	9,311.47	9,543.73	9,782.93
			Hourly	40.0900	42.0900	44.1900	46.4000	48.7200	51.1600	53.7200	55.0600	56.4400
Accounting Assistant	NE	C14	Annual	51,209.60	53,768.00	56,451.20	59,280.00	62,254.40	65,374.40	68,640.00	70,366.40	72,134.40
			Monthly	4,267.47	4,480.67	4,704.27	4,940.00	5,187.87	5,447.87	5,720.00	5,863.87	6,011.20
			Hourly	24.6200	25.8500	27.1400	28.5000	29.9300	31.4300	33.0000	33.8300	34.6800
Accounting Technician	NE	C17	Annual	59,280.00	62,254.40	65,374.40	68,640.00	72,072.00	75,670.40	79,456.00	81,452.80	83,491.20
			Monthly	4,940.00	5,187.87	5,447.87	5,720.00	6,006.00	6,305.87	6,621.33	6,787.73	6,957.60
			Hourly	28.5000	29.9300	31.4300	33.0000	34.6500	36.3800	38.2000	39.1600	40.1400
Accounts Payable Supervisor	NE	C22	Annual	75,628.80	79,414.40	83,387.20	87,547.20	91,915.20	96,512.00	101,337.60	103,875.20	106,475.20
			Monthly	6,302.40	6,617.87	6,948.93	7,295.60	7,659.60	8,042.67	8,444.80	8,656.27	8,872.93
			Hourly	36.3600	38.1800	40.0900	42.0900	44.1900	46.4000	48.7200	49.9400	51.1900
Administrative Assistant	NE	C16	Annual	56,451.20	59,280.00	62,254.40	65,374.40	68,640.00	72,072.00	75,670.40	77,563.20	79,497.60
			Monthly	4,704.27	4,940.00	5,187.87	5,447.87	5,720.00	6,006.00	6,305.87	6,463.60	6,624.80
			Hourly	27.1400	28.5000	29.9300	31.4300	33.0000	34.6500	36.3800	37.2900	38.2200
Animal Care Technician	NE	C11	Annual	44,241.60	46,446.40	48,776.00	51,209.60	53,768.00	56,451.20	59,280.00	60,756.80	62,275.20
			Monthly	3,686.80	3,870.53	4,064.67	4,267.47	4,480.67	4,704.27	4,940.00	5,063.07	5,189.60
			Hourly	21.2700	22.3300	23.4500	24.6200	25.8500	27.1400	28.5000	29.2100	29.9400
Animal Care Technician Supervisor	PAM	C21	Annual	72,051.20	75,649.60	79,435.20	83,408.00	87,588.80	91,977.60	96,574.40	98,987.20	101,462.40
			Monthly	6,004.27	6,304.13	6,619.60	6,950.67	7,299.07	7,664.80	8,047.87	8,248.93	8,455.20
			Hourly	34.6400	36.3700	38.1900	40.1000	42.1100	44.2200	46.4300	47.5900	48.7800
Animal Control Officer	NE	C15	Annual	53,768.00	56,451.20	59,280.00	62,254.40	65,374.40	68,640.00	72,072.00	73,881.60	75,732.80
			Monthly	4,480.67	4,704.27	4,940.00	5,187.87	5,447.87	5,720.00	6,006.00	6,156.80	6,311.07
			Hourly	25.8500	27.1400	28.5000	29.9300	31.4300	33.0000	34.6500	35.5200	36.4100
Animal Rescue Coordinator	NE	C11	Annual	44,241.60	46,446.40	48,776.00	51,209.60	53,768.00	56,451.20	59,280.00	60,756.80	62,275.20
			Monthly	3,686.80	3,870.53	4,064.67	4,267.47	4,480.67	4,704.27	4,940.00	5,063.07	5,189.60
			Hourly	21.2700	22.3300	23.4500	24.6200	25.8500	27.1400	28.5000	29.2100	29.9400
Animal Services Assistant	NE	C10	Annual	42,120.00	44,220.80	46,425.60	48,755.20	51,188.80	53,747.20	56,430.40	57,844.80	59,300.80
			Monthly	3,510.00	3,685.07	3,868.80	4,062.93	4,265.73	4,478.93	4,702.53	4,820.40	4,941.73
			Hourly	20.2500	21.2600	22.3200	23.4400	24.6100	25.8400	27.1300	27.8100	28.5100
Animal Services Dispatcher	NE	C10	Annual	42,120.00	44,220.80	46,425.60	48,755.20	51,188.80	53,747.20	56,430.40	57,844.80	59,300.80
			Monthly	3,510.00	3,685.07	3,868.80	4,062.93	4,265.73	4,478.93	4,702.53	4,820.40	4,941.73
			Hourly	20.2500	21.2600	22.3200	23.4400	24.6100	25.8400	27.1300	27.8100	28.5100
Animal Services Division Manager	DMG	C30	Annual	111,758.40	117,353.60	123,219.20	129,376.00	135,844.80	142,646.40	149,780.80	153,524.80	157,372.80
			Monthly	9,313.20	9,779.47	10,268.27	10,781.33	11,320.40	11,887.20	12,481.73	12,793.73	13,114.40
			Hourly	53.7300	56.4200	59.2400	62.2000	65.3100	68.5800	72.0100	73.8100	75.6600

**CITY OF MORENO VALLEY**

**SALARY SCALE - CAREER POSITIONS**

EFFECTIVE 07/06/2024

Exhibit C

TITLE	GRP	GRADE										
			A	B	C	D	E	F	G	H	I	
			5.0%	5.0%	5.0%	5.0%	5.0%	5.0%	5.0%	2.5%	2.5%	
Animal Services Field Supervisor	PAM	C22	Annual	75,628.80	79,414.40	83,387.20	87,547.20	91,915.20	96,512.00	101,337.60	103,875.20	106,475.20
			Monthly	6,302.40	6,617.87	6,948.93	7,295.60	7,659.60	8,042.67	8,444.80	8,656.27	8,872.93
			Hourly	36.3600	38.1800	40.0900	42.0900	44.1900	46.4000	48.7200	49.9400	51.1900
Animal Services License Inspector	NE	C11	Annual	44,241.60	46,446.40	48,776.00	51,209.60	53,768.00	56,451.20	59,280.00	60,756.80	62,275.20
			Monthly	3,686.80	3,870.53	4,064.67	4,267.47	4,480.67	4,704.27	4,940.00	5,063.07	5,189.60
			Hourly	21.2700	22.3300	23.4500	24.6200	25.8500	27.1400	28.5000	29.2100	29.9400
Animal Services Office Supervisor	PAM	C21	Annual	72,051.20	75,649.60	79,435.20	83,408.00	87,588.80	91,977.60	96,574.40	98,987.20	101,462.40
			Monthly	6,004.27	6,304.13	6,619.60	6,950.67	7,299.07	7,664.80	8,047.87	8,248.93	8,455.20
			Hourly	34.6400	36.3700	38.1900	40.1000	42.1100	44.2200	46.4300	47.5900	48.7800
Applications & Database Administrator	PAM	C29	Annual	106,412.80	111,737.60	117,332.80	123,198.40	129,355.20	135,824.00	142,625.60	146,182.40	149,843.20
			Monthly	8,867.73	9,311.47	9,777.73	10,266.53	10,779.60	11,318.67	11,885.47	12,181.87	12,486.93
			Hourly	51.1600	53.7200	56.4100	59.2300	62.1900	65.3000	68.5700	70.2800	72.0400
Applications Analyst	PAM	C25	Annual	87,568.00	91,956.80	96,553.60	101,379.20	106,454.40	111,779.20	117,374.40	120,307.20	123,323.20
			Monthly	7,297.33	7,663.07	8,046.13	8,448.27	8,871.20	9,314.93	9,781.20	10,025.60	10,276.93
			Hourly	42.1000	44.2100	46.4200	48.7400	51.1800	53.7400	56.4300	57.8400	59.2900
Assistant to the City Manager	PAM	C24	Annual	83,387.20	87,547.20	91,915.20	96,512.00	101,337.60	106,412.80	111,737.60	114,524.80	117,395.20
			Monthly	6,948.93	7,295.60	7,659.60	8,042.67	8,444.80	8,867.73	9,311.47	9,543.73	9,782.93
			Hourly	40.0900	42.0900	44.1900	46.4000	48.7200	51.1600	53.7200	55.0600	56.4400
Assistant Crossing Guard Supervisor	NE	C05	Annual	38,209.60	38,209.60	40,123.20	42,120.00	42,120.00	44,220.80	44,220.80	46,425.60	46,425.60
			Monthly	3,184.13	3,184.13	3,343.60	3,510.00	3,510.00	3,685.07	3,685.07	3,868.80	3,868.80
			Hourly	18.3700	19.2900	19.2900	20.2500	20.2500	21.2600	21.2600	22.3200	22.3200
Assistant Engineer	PAM	C25	Annual	87,568.00	91,956.80	96,553.60	101,379.20	106,454.40	111,779.20	117,374.40	120,307.20	123,323.20
			Monthly	7,297.33	7,663.07	8,046.13	8,448.27	8,871.20	9,314.93	9,781.20	10,025.60	10,276.93
			Hourly	42.1000	44.2100	46.4200	48.7400	51.1800	53.7400	56.4300	57.8400	59.2900
Assistant Network Administrator	PAM	C26	Annual	91,936.00	96,532.80	101,358.40	106,433.60	111,758.40	117,353.60	123,219.20	126,297.60	129,459.20
			Monthly	7,661.33	8,044.40	8,446.53	8,869.47	9,313.20	9,779.47	10,268.27	10,524.80	10,788.27
			Hourly	44.2000	46.4100	48.7300	51.1700	53.7300	56.4200	59.2400	60.7200	62.2400
Associate Engineer I	PAM	C28	Annual	101,358.40	106,433.60	111,758.40	117,353.60	123,219.20	129,376.00	135,844.80	139,235.20	142,708.80
			Monthly	8,446.53	8,869.47	9,313.20	9,779.47	10,268.27	10,781.33	11,320.40	11,602.93	11,892.40
			Hourly	48.7300	51.1700	53.7300	56.4200	59.2400	62.2000	65.3100	66.9400	68.6100
Associate Engineer II	PAM	C29	Annual	106,412.80	111,737.60	117,332.80	123,198.40	129,355.20	135,824.00	142,625.60	146,182.40	149,843.20
			Monthly	8,867.73	9,311.47	9,777.73	10,266.53	10,779.60	11,318.67	11,885.47	12,181.87	12,486.93
			Hourly	51.1600	53.7200	56.4100	59.2300	62.1900	65.3000	68.5700	70.2800	72.0400
Associate Planner	PAM	C25	Annual	87,568.00	91,956.80	96,553.60	101,379.20	106,454.40	111,779.20	117,374.40	120,307.20	123,323.20
			Monthly	7,297.33	7,663.07	8,046.13	8,448.27	8,871.20	9,314.93	9,781.20	10,025.60	10,276.93
			Hourly	42.1000	44.2100	46.4200	48.7400	51.1800	53.7400	56.4300	57.8400	59.2900
Audio Visual Technician	NE	C18	Annual	62,233.60	65,353.60	68,619.20	72,051.20	75,649.60	79,435.20	83,408.00	85,488.00	87,630.40
			Monthly	5,186.13	5,446.13	5,718.27	6,004.27	6,304.13	6,619.60	6,950.67	7,124.00	7,302.53
			Hourly	29.9200	31.4200	32.9900	34.6400	36.3700	38.1900	40.1000	41.1000	42.1300

**CITY OF MORENO VALLEY**

**SALARY SCALE - CAREER POSITIONS**

EFFECTIVE 07/06/2024

Exhibit C

TITLE	GRP	GRADE										
			A	B	C	D	E	F	G	H	I	
				5.0%	5.0%	5.0%	5.0%	5.0%	5.0%	5.0%	2.5%	2.5%
Banquet Facility Representative	PAM	C19	Annual	65,332.80	68,598.40	72,030.40	75,628.80	79,414.40	83,387.20	87,547.20	89,731.20	91,977.60
			Monthly	5,444.40	5,716.53	6,002.53	6,302.40	6,617.87	6,948.93	7,295.60	7,477.60	7,664.80
			Hourly	31.4100	32.9800	34.6300	36.3600	38.1800	40.0900	42.0900	43.1400	44.2200
Building Division Manager/Official	DMG	C34	Annual	145,745.60	153,025.60	160,680.00	168,708.80	177,153.60	186,014.40	195,312.00	200,200.00	205,212.80
			Monthly	12,145.47	12,752.13	13,390.00	14,059.07	14,762.80	15,501.20	16,276.00	16,683.33	17,101.07
			Hourly	70.0700	73.5700	77.2500	81.1100	85.1700	89.4300	93.9000	96.2500	98.6600
Building Inspector II	NE	C24	Annual	83,387.20	87,547.20	91,915.20	96,512.00	101,337.60	106,412.80	111,737.60	114,524.80	117,395.20
			Monthly	6,948.93	7,295.60	7,659.60	8,042.67	8,444.80	8,867.73	9,311.47	9,543.73	9,782.93
			Hourly	40.0900	42.0900	44.1900	46.4000	48.7200	51.1600	53.7200	55.0600	56.4400
Building Safety Supervisor	PAM	C27	Annual	96,532.80	101,358.40	106,433.60	111,758.40	117,353.60	123,219.20	129,376.00	132,620.80	135,928.00
			Monthly	8,044.40	8,446.53	8,869.47	9,313.20	9,779.47	10,268.27	10,781.33	11,051.73	11,327.33
			Hourly	46.4100	48.7300	51.1700	53.7300	56.4200	59.2400	62.2000	63.7600	65.3500
Business License Liaison	NE	C16	Annual	56,451.20	59,280.00	62,254.40	65,374.40	68,640.00	72,072.00	75,670.40	77,563.20	79,497.60
			Monthly	4,704.27	4,940.00	5,187.87	5,447.87	5,720.00	6,006.00	6,305.87	6,463.60	6,624.80
			Hourly	27.1400	28.5000	29.9300	31.4300	33.0000	34.6500	36.3800	37.2900	38.2200
Child Care Assistant	GRA	CC09	Annual	36,628.80	40,768.00	42,806.40	44,948.80	47,195.20	49,545.60	52,020.80	54,620.80	57,345.60
			Monthly	3,052.40	3,397.33	3,567.20	3,745.73	3,932.93	4,128.80	4,335.07	4,551.73	4,778.80
			Hourly	18.6700	19.6000	20.5800	21.6100	22.6900	23.8200	25.0100	26.2600	27.5700
Child Care Instructor II	GRA	CC11	Annual	41,953.60	44,054.40	46,259.20	48,568.00	51,001.60	53,560.00	56,243.20	57,657.60	59,092.80
			Monthly	3,496.13	3,671.20	3,854.93	4,047.33	4,250.13	4,463.33	4,686.93	4,804.80	4,924.40
			Hourly	20.1700	21.1800	22.2400	23.3500	24.5200	25.7500	27.0400	27.7200	28.4100
Child Care Program Manager	PAM	C19	Annual	65,332.80	68,598.40	72,030.40	75,628.80	79,414.40	83,387.20	87,547.20	89,731.20	91,977.60
			Monthly	5,444.40	5,716.53	6,002.53	6,302.40	6,617.87	6,948.93	7,295.60	7,477.60	7,664.80
			Hourly	31.4100	32.9800	34.6300	36.3600	38.1800	40.0900	42.0900	43.1400	44.2200
Child Care Site Supervisor	GRA	C15	Annual	53,768.00	56,451.20	59,280.00	62,254.40	65,374.40	68,640.00	72,072.00	73,881.60	75,732.80
			Monthly	4,480.67	4,704.27	4,940.00	5,187.87	5,447.87	5,720.00	6,006.00	6,156.80	6,311.07
			Hourly	25.8500	27.1400	28.5000	29.9300	31.4300	33.0000	34.6500	35.5200	36.4100
Community Enhancement Division Manager	DMG	C30	Annual	111,758.40	117,353.60	123,219.20	129,376.00	135,844.80	142,646.40	149,780.80	153,524.80	157,372.80
			Monthly	9,313.20	9,779.47	10,268.27	10,781.33	11,320.40	11,887.20	12,481.73	12,793.73	13,114.40
			Hourly	53.7300	56.4200	59.2400	62.2000	65.3100	68.5800	72.0100	73.8100	75.6600
Community Enhancement Officer I	NE	C18	Annual	62,233.60	65,353.60	68,619.20	72,051.20	75,649.60	79,435.20	83,408.00	85,488.00	87,630.40
			Monthly	5,186.13	5,446.13	5,718.27	6,004.27	6,304.13	6,619.60	6,950.67	7,124.00	7,302.53
			Hourly	29.9200	31.4200	32.9900	34.6400	36.3700	38.1900	40.1000	41.1000	42.1300
Community Enhancement Officer II	NE	C20	Annual	68,598.40	72,030.40	75,628.80	79,414.40	83,387.20	87,547.20	91,915.20	94,203.20	96,553.60
			Monthly	5,716.53	6,002.53	6,302.40	6,617.87	6,948.93	7,295.60	7,659.60	7,850.27	8,046.13
			Hourly	32.9800	34.6300	36.3600	38.1800	40.0900	42.0900	44.1900	45.2900	46.4200
Community Enhancement Supervisor	PAM	C23	Annual	79,435.20	83,408.00	87,588.80	91,977.60	96,574.40	101,400.00	106,475.20	109,137.60	111,862.40
			Monthly	6,619.60	6,950.67	7,299.07	7,664.80	8,047.87	8,450.00	8,872.93	9,094.80	9,321.87
			Hourly	38.1900	40.1000	42.1100	44.2200	46.4300	48.7500	51.1900	52.4700	53.7800

**CITY OF MORENO VALLEY**

**SALARY SCALE - CAREER POSITIONS**

EFFECTIVE 07/06/2024

Exhibit C

TITLE	GRP	GRADE		SALARY SCALE								
				A	B	C	D	E	F	G	H	I
				5.0%	5.0%	5.0%	5.0%	5.0%	5.0%	5.0%	2.5%	2.5%
Community Services Assistant Coordinator	NE	C08	Annual	38,209.60	40,123.20	42,120.00	44,220.80	46,425.60	48,755.20	51,188.80	52,478.40	53,788.80
			Monthly	3,184.13	3,343.60	3,510.00	3,685.07	3,868.80	4,062.93	4,265.73	4,373.20	4,482.40
			Hourly	18.3700	19.2900	20.2500	21.2600	22.3200	23.4400	24.6100	25.2300	25.8600
Community Services Coordinator	NE	C10	Annual	42,120.00	44,220.80	46,425.60	48,755.20	51,188.80	53,747.20	56,430.40	57,844.80	59,300.80
			Monthly	3,510.00	3,685.07	3,868.80	4,062.93	4,265.73	4,478.93	4,702.53	4,820.40	4,941.73
			Hourly	20.2500	21.2600	22.3200	23.4400	24.6100	25.8400	27.1300	27.8100	28.5100
Community Services Division Manager	DMG	C30	Annual	111,758.40	117,353.60	123,219.20	129,376.00	135,844.80	142,646.40	149,780.80	153,524.80	157,372.80
			Monthly	9,313.20	9,779.47	10,268.27	10,781.33	11,320.40	11,887.20	12,481.73	12,793.73	13,114.40
			Hourly	53.7300	56.4200	59.2400	62.2000	65.3100	68.5800	72.0100	73.8100	75.6600
Community Services Supervisor	PAM	C19	Annual	65,332.80	68,598.40	72,030.40	75,628.80	79,414.40	83,387.20	87,547.20	89,731.20	91,977.60
			Monthly	5,444.40	5,716.53	6,002.53	6,302.40	6,617.87	6,948.93	7,295.60	7,477.60	7,664.80
			Hourly	31.4100	32.9800	34.6300	36.3600	38.1800	40.0900	42.0900	43.1400	44.2200
Construction Inspector	NE	C22	Annual	75,628.80	79,414.40	83,387.20	87,547.20	91,915.20	96,512.00	101,337.60	103,875.20	106,475.20
			Monthly	6,302.40	6,617.87	6,948.93	7,295.60	7,659.60	8,042.67	8,444.80	8,656.27	8,872.93
			Hourly	36.3600	38.1800	40.0900	42.0900	44.1900	46.4000	48.7200	49.9400	51.1900
Construction Inspector Supervisor	PAM	C25	Annual	87,568.00	91,956.80	96,553.60	101,379.20	106,454.40	111,779.20	117,374.40	120,307.20	123,323.20
			Monthly	7,297.33	7,663.07	8,046.13	8,448.27	8,871.20	9,314.93	9,781.20	10,025.60	10,276.93
			Hourly	42.1000	44.2100	46.4200	48.7400	51.1800	53.7400	56.4300	57.8400	59.2900
Crossing Guard Supervisor	NE	C07	Annual	38,209.60	40,123.20	42,120.00	44,220.80	46,425.60	48,755.20	51,188.80	52,478.40	53,788.80
			Monthly	3,184.13	3,343.60	3,510.00	3,685.07	3,868.80	4,062.93	4,265.73	4,373.20	4,482.40
			Hourly	18.3700	19.2900	20.2500	21.2600	22.3200	23.4400	24.6100	25.2300	25.8600
Customer Service Manager	PAM	C26	Annual	91,936.00	96,532.80	101,358.40	106,433.60	111,758.40	117,353.60	123,219.20	126,297.60	129,459.20
			Monthly	7,661.33	8,044.40	8,446.53	8,869.47	9,313.20	9,779.47	10,268.27	10,524.80	10,788.27
			Hourly	44.2000	46.4100	48.7300	51.1700	53.7300	56.4200	59.2400	60.7200	62.2400
Deputy City Clerk	NE	C17	Annual	59,280.00	62,254.40	65,374.40	68,640.00	72,072.00	75,670.40	79,456.00	81,452.80	83,491.20
			Monthly	4,940.00	5,187.87	5,447.87	5,720.00	6,006.00	6,305.87	6,621.33	6,787.73	6,957.60
			Hourly	28.5000	29.9300	31.4300	33.0000	34.6500	36.3800	38.2000	39.1600	40.1400
Deputy City Manager	DMG	C30	Annual	111,758.40	117,353.60	123,219.20	129,376.00	135,844.80	142,646.40	149,780.80	153,524.80	157,372.80
			Monthly	9,313.20	9,779.47	10,268.27	10,781.33	11,320.40	11,887.20	12,481.73	12,793.73	13,114.40
			Hourly	53.7300	56.4200	59.2400	62.2000	65.3100	68.5800	72.0100	73.8100	75.6600
Deputy Compliance Director	DMG	C35	Annual	153,046.40	160,700.80	168,729.60	177,174.40	186,035.20	195,332.80	205,108.80	210,246.40	215,508.80
			Monthly	12,753.87	13,391.73	14,060.80	14,764.53	15,502.93	16,277.73	17,092.40	17,520.53	17,959.07
			Hourly	73.5800	77.2600	81.1200	85.1800	89.4400	93.9100	98.6100	101.0800	103.6100
Deputy Finance Director	DMG	C34	Annual	145,745.60	153,025.60	160,680.00	168,708.80	177,153.60	186,014.40	195,312.00	200,200.00	205,212.80
			Monthly	12,145.47	12,752.13	13,390.00	14,059.07	14,762.80	15,501.20	16,276.00	16,683.33	17,101.07
			Hourly	70.0700	73.5700	77.2500	81.1100	85.1700	89.4300	93.9000	96.2500	98.6600
Economic Development Division Manager	DMG	C30	Annual	111,758.40	117,353.60	123,219.20	129,376.00	135,844.80	142,646.40	149,780.80	153,524.80	157,372.80
			Monthly	9,313.20	9,779.47	10,268.27	10,781.33	11,320.40	11,887.20	12,481.73	12,793.73	13,114.40
			Hourly	53.7300	56.4200	59.2400	62.2000	65.3100	68.5800	72.0100	73.8100	75.6600

**CITY OF MORENO VALLEY**

**SALARY SCALE - CAREER POSITIONS**

**EFFECTIVE 07/06/2024**

Exhibit C

TITLE	GRP	GRADE										
			A	B	C	D	E	F	G	H	I	
				5.0%	5.0%	5.0%	5.0%	5.0%	5.0%	2.5%	2.5%	
Electric Utility Assistant Manager	PAM	C34	Annual	145,745.60	153,025.60	160,680.00	168,708.80	177,153.60	186,014.40	195,312.00	200,200.00	205,212.80
			Monthly	12,145.47	12,752.13	13,390.00	14,059.07	14,762.80	15,501.20	16,276.00	16,683.33	17,101.07
			Hourly	70.0700	73.5700	77.2500	81.1100	85.1700	89.4300	93.9000	96.2500	98.6600
Electric Utility Division Manager	DMG	C36	Annual	168,438.40	176,862.40	185,702.40	194,979.20	204,734.40	214,968.00	225,721.60	231,358.40	237,140.80
			Monthly	14,036.53	14,738.53	15,475.20	16,248.27	17,061.20	17,914.00	18,810.13	19,279.87	19,761.73
			Hourly	80.9800	85.0300	89.2800	93.7400	98.4300	103.3500	108.5200	111.2300	114.0100
Electric Utility Program Coordinator	PAM	C27	Annual	96,532.80	101,358.40	106,433.60	111,758.40	117,353.60	123,219.20	129,376.00	132,620.80	135,928.00
			Monthly	8,044.40	8,446.53	8,869.47	9,313.20	9,779.47	10,268.27	10,781.33	11,051.73	11,327.33
			Hourly	46.4100	48.7300	51.1700	53.7300	56.4200	59.2400	62.2000	63.7600	65.3500
Emergency Management Coordinator	PAM	C22	Annual	75,628.80	79,414.40	83,387.20	87,547.20	91,915.20	96,512.00	101,337.60	103,875.20	106,475.20
			Monthly	6,302.40	6,617.87	6,948.93	7,295.60	7,659.60	8,042.67	8,444.80	8,656.27	8,872.93
			Hourly	36.3600	38.1800	40.0900	42.0900	44.1900	46.4000	48.7200	49.9400	51.1900
Emergency Management & Volunteer Services Program Manager	DMG	C30	Annual	111,758.40	117,353.60	123,219.20	129,376.00	135,844.80	142,646.40	149,780.80	153,524.80	157,372.80
			Monthly	9,313.20	9,779.47	10,268.27	10,781.33	11,320.40	11,887.20	12,481.73	12,793.73	13,114.40
			Hourly	53.7300	56.4200	59.2400	62.2000	65.3100	68.5800	72.0100	73.8100	75.6600
Engineering Division Manager/Assistant City Engineer	DMG	C34	Annual	145,745.60	153,025.60	160,680.00	168,708.80	177,153.60	186,014.40	195,312.00	200,200.00	205,212.80
			Monthly	12,145.47	12,752.13	13,390.00	14,059.07	14,762.80	15,501.20	16,276.00	16,683.33	17,101.07
			Hourly	70.0700	73.5700	77.2500	81.1100	85.1700	89.4300	93.9000	96.2500	98.6600
Enterprise Systems Administrator	PAM	C31	Annual	117,332.80	123,198.40	129,355.20	135,824.00	142,625.60	149,760.00	157,248.00	161,179.20	165,214.40
			Monthly	9,777.73	10,266.53	10,779.60	11,318.67	11,885.47	12,480.00	13,104.00	13,431.60	13,767.87
			Hourly	56.4100	59.2300	62.1900	65.3000	68.5700	72.0000	75.6000	77.4900	79.4300
Equipment Operator	NE	C17	Annual	59,280.00	62,254.40	65,374.40	68,640.00	72,072.00	75,670.40	79,456.00	81,452.80	83,491.20
			Monthly	4,940.00	5,187.87	5,447.87	5,720.00	6,006.00	6,305.87	6,621.33	6,787.73	6,957.60
			Hourly	28.5000	29.9300	31.4300	33.0000	34.6500	36.3800	38.2000	39.1600	40.1400
Executive Assistant I	NE	C19	Annual	65,332.80	68,598.40	72,030.40	75,628.80	79,414.40	83,387.20	87,547.20	89,731.20	91,977.60
			Monthly	5,444.40	5,716.53	6,002.53	6,302.40	6,617.87	6,948.93	7,295.60	7,477.60	7,664.80
			Hourly	31.4100	32.9800	34.6300	36.3600	38.1800	40.0900	42.0900	43.1400	44.2200
Executive Assistant to Mayor/City Council	DMG	C30	Annual	111,758.40	117,353.60	123,219.20	129,376.00	135,844.80	142,646.40	149,780.80	153,524.80	157,372.80
			Monthly	9,313.20	9,779.47	10,268.27	10,781.33	11,320.40	11,887.20	12,481.73	12,793.73	13,114.40
			Hourly	53.7300	56.4200	59.2400	62.2000	65.3100	68.5800	72.0100	73.8100	75.6600
Facilities Maintenance Mechanic	NE	C15	Annual	53,768.00	56,451.20	59,280.00	62,254.40	65,374.40	68,640.00	72,072.00	73,881.60	75,732.80
			Monthly	4,480.67	4,704.27	4,940.00	5,187.87	5,447.87	5,720.00	6,006.00	6,156.80	6,311.07
			Hourly	25.8500	27.1400	28.5000	29.9300	31.4300	33.0000	34.6500	35.5200	36.4100
Facilities Maintenance Worker	NE	C13	Annual	48,755.20	51,188.80	53,747.20	56,430.40	59,259.20	62,212.80	65,332.80	66,976.00	68,660.80
			Monthly	4,062.93	4,265.73	4,478.93	4,702.53	4,938.27	5,184.40	5,444.40	5,581.33	5,721.73
			Hourly	23.4400	24.6100	25.8400	27.1300	28.4900	29.9100	31.4100	32.2000	33.0100
Financial Operations Division Manager	DMG	C33	Annual	135,574.40	142,355.20	149,468.80	156,936.00	164,777.60	173,014.40	181,667.20	186,201.60	190,860.80
			Monthly	11,297.87	11,862.93	12,455.73	13,078.00	13,731.47	14,417.87	15,138.93	15,516.80	15,905.07
			Hourly	65.1800	68.4400	71.8600	75.4500	79.2200	83.1800	87.3400	89.5200	91.7600

**CITY OF MORENO VALLEY**

**SALARY SCALE - CAREER POSITIONS**

EFFECTIVE 07/06/2024

Exhibit C

TITLE	GRP	GRADE										
			A	B	C	D	E	F	G	H	I	
			5.0%		5.0%	5.0%	5.0%	5.0%	5.0%	2.5%	2.5%	
Financial Resources Division Manager	DMG	C33	Annual	135,574.40	142,355.20	149,468.80	156,936.00	164,777.60	173,014.40	181,667.20	186,201.60	190,860.80
			Monthly	11,297.87	11,862.93	12,455.73	13,078.00	13,731.47	14,417.87	15,138.93	15,516.80	15,905.07
			Hourly	65.1800	68.4400	71.8600	75.4500	79.2200	83.1800	87.3400	89.5200	91.7600
Fleet & Facilities Division Manager	DMG	C31	Annual	117,332.80	123,198.40	129,355.20	135,824.00	142,625.60	149,760.00	157,248.00	161,179.20	165,214.40
			Monthly	9,777.73	10,266.53	10,779.60	11,318.67	11,885.47	12,480.00	13,104.00	13,431.60	13,767.87
			Hourly	56.4100	59.2300	62.1900	65.3000	68.5700	72.0000	75.6000	77.4900	79.4300
Fleet & Facilities Maintenance Supervisor	PAM	C27	Annual	96,532.80	101,358.40	106,433.60	111,758.40	117,353.60	123,219.20	129,376.00	132,620.80	135,928.00
			Annual	8,044.40	8,446.53	8,869.47	9,313.20	9,779.47	10,268.27	10,781.33	11,051.73	11,327.33
			Hourly	46.4100	48.7300	51.1700	53.7300	56.4200	59.2400	62.2000	63.7600	65.3500
GIS Administrator	PAM	C29	Annual	106,412.80	111,737.60	117,332.80	123,198.40	129,355.20	135,824.00	142,625.60	146,182.40	149,843.20
			Monthly	8,867.73	9,311.47	9,777.73	10,266.53	10,779.60	11,318.67	11,885.47	12,181.87	12,486.93
			Hourly	51.1600	53.7200	56.4100	59.2300	62.1900	65.3000	68.5700	70.2800	72.0400
GIS Applications Analyst	PAM	C25	Annual	87,568.00	91,956.80	96,553.60	101,379.20	106,454.40	111,779.20	117,374.40	120,307.20	123,323.20
			Monthly	7,297.33	7,663.07	8,046.13	8,448.27	8,871.20	9,314.93	9,781.20	10,025.60	10,276.93
			Hourly	42.1000	44.2100	46.4200	48.7400	51.1800	53.7400	56.4300	57.8400	59.2900
Grants Division Manager	DMG	C33	Annual	135,574.40	142,355.20	149,468.80	156,936.00	164,777.60	173,014.40	181,667.20	186,201.60	190,860.80
			Monthly	11,297.87	11,862.93	12,455.73	13,078.00	13,731.47	14,417.87	15,138.93	15,516.80	15,905.07
			Hourly	65.1800	68.4400	71.8600	75.4500	79.2200	83.1800	87.3400	89.5200	91.7600
Human Resources Analyst	PAM	C24	Annual	83,387.20	87,547.20	91,915.20	96,512.00	101,337.60	106,412.80	111,737.60	114,524.80	117,395.20
			Monthly	6,948.93	7,295.60	7,659.60	8,042.67	8,444.80	8,867.73	9,311.47	9,543.73	9,782.93
			Hourly	40.0900	42.0900	44.1900	46.4000	48.7200	51.1600	53.7200	55.0600	56.4400
Human Resources Division Manager	DMG	C34	Annual	145,745.60	153,025.60	160,680.00	168,708.80	177,153.60	186,014.40	195,312.00	200,200.00	205,212.80
			Monthly	12,145.47	12,752.13	13,390.00	14,059.07	14,762.80	15,501.20	16,276.00	16,683.33	17,101.07
			Hourly	70.0700	73.5700	77.2500	81.1100	85.1700	89.4300	93.9000	96.2500	98.6600
Human Resources Technician	NE	C22	Annual	75,628.80	79,414.40	83,387.20	87,547.20	91,915.20	96,512.00	101,337.60	103,875.20	106,475.20
			Monthly	6,302.40	6,617.87	6,948.93	7,295.60	7,659.60	8,042.67	8,444.80	8,656.27	8,872.93
			Hourly	36.3600	38.1800	40.0900	42.0900	44.1900	46.4000	48.7200	49.9400	51.1900
Information Technology Technician	NE	C20	Annual	68,598.40	72,030.40	75,628.80	79,414.40	83,387.20	87,547.20	91,915.20	94,203.20	96,553.60
			Monthly	5,716.53	6,002.53	6,302.40	6,617.87	6,948.93	7,295.60	7,659.60	7,850.27	8,046.13
			Hourly	32.9800	34.6300	36.3600	38.1800	40.0900	42.0900	44.1900	45.2900	46.4200
Landscape Services Inspector	NE	C18	Annual	62,233.60	65,353.60	68,619.20	72,051.20	75,649.60	79,435.20	83,408.00	85,488.00	87,630.40
			Monthly	5,186.13	5,446.13	5,718.27	6,004.27	6,304.13	6,619.60	6,950.67	7,124.00	7,302.53
			Hourly	29.9200	31.4200	32.9900	34.6400	36.3700	38.1900	40.1000	41.1000	42.1300
Lead Facilities Maintenance Worker	NE	C18	Annual	62,233.60	65,353.60	68,619.20	72,051.20	75,649.60	79,435.20	83,408.00	85,488.00	87,630.40
			Monthly	5,186.13	5,446.13	5,718.27	6,004.27	6,304.13	6,619.60	6,950.67	7,124.00	7,302.53
			Hourly	29.9200	31.4200	32.9900	34.6400	36.3700	38.1900	40.1000	41.1000	42.1300
Lead Maintenance Worker	NE	C19	Annual	65,332.80	68,598.40	72,030.40	75,628.80	79,414.40	83,387.20	87,547.20	89,731.20	91,977.60
			Monthly	5,444.40	5,716.53	6,002.53	6,302.40	6,617.87	6,948.93	7,295.60	7,477.60	7,664.80
			Hourly	31.4100	32.9800	34.6300	36.3600	38.1800	40.0900	42.0900	43.1400	44.2200

**CITY OF MORENO VALLEY**

**SALARY SCALE - CAREER POSITIONS**

EFFECTIVE 07/06/2024

Exhibit C

TITLE	GRP	GRADE										
			A	B	C	D	E	F	G	H	I	
				5.0%	5.0%	5.0%	5.0%	5.0%	5.0%	2.5%	2.5%	
Lead Parks Maintenance Worker	NE	C15	Annual	53,768.00	56,451.20	59,280.00	62,254.40	65,374.40	68,640.00	72,072.00	73,881.60	75,732.80
			Monthly	4,480.67	4,704.27	4,940.00	5,187.87	5,447.87	5,720.00	6,006.00	6,156.80	6,311.07
			Hourly	25.8500	27.1400	28.5000	29.9300	31.4300	33.0000	34.6500	35.5200	36.4100
Lead Traffic Sign/Marking Technician	NE	C18	Annual	62,233.60	65,353.60	68,619.20	72,051.20	75,649.60	79,435.20	83,408.00	85,488.00	87,630.40
			Monthly	5,186.13	5,446.13	5,718.27	6,004.27	6,304.13	6,619.60	6,950.67	7,124.00	7,302.53
			Hourly	29.9200	31.4200	32.9900	34.6400	36.3700	38.1900	40.1000	41.1000	42.1300
Lead Vehicle/Equipment Technician	NE	C19	Annual	65,332.80	68,598.40	72,030.40	75,628.80	79,414.40	83,387.20	87,547.20	89,731.20	91,977.60
			Monthly	5,444.40	5,716.53	6,002.53	6,302.40	6,617.87	6,948.93	7,295.60	7,477.60	7,664.80
			Hourly	31.4100	32.9800	34.6300	36.3600	38.1800	40.0900	42.0900	43.1400	44.2200
Maintenance & Operations Division Manager	DMG	C31	Annual	117,332.80	123,198.40	129,355.20	135,824.00	142,625.60	149,760.00	157,248.00	161,179.20	165,214.40
			Monthly	9,777.73	10,266.53	10,779.60	11,318.67	11,885.47	12,480.00	13,104.00	13,431.60	13,767.87
			Hourly	56.4100	59.2300	62.1900	65.3000	68.5700	72.0000	75.6000	77.4900	79.4300
Maintenance Worker I	NE	C12	Annual	46,446.40	48,776.00	51,209.60	53,768.00	56,451.20	59,280.00	62,254.40	63,814.40	65,416.00
			Monthly	3,870.53	4,064.67	4,267.47	4,480.67	4,704.27	4,940.00	5,187.87	5,317.87	5,451.33
			Hourly	22.3300	23.4500	24.6200	25.8500	27.1400	28.5000	29.9300	30.6800	31.4500
Maintenance Worker II	NE	C15	Annual	53,768.00	56,451.20	59,280.00	62,254.40	65,374.40	68,640.00	72,072.00	73,881.60	75,732.80
			Monthly	4,480.67	4,704.27	4,940.00	5,187.87	5,447.87	5,720.00	6,006.00	6,156.80	6,311.07
			Hourly	25.8500	27.1400	28.5000	29.9300	31.4300	33.0000	34.6500	35.5200	36.4100
Maintenance Worker/Work Release Coordinator	NE	C16	Annual	56,451.20	59,280.00	62,254.40	65,374.40	68,640.00	72,072.00	75,670.40	77,563.20	79,497.60
			Monthly	4,704.27	4,940.00	5,187.87	5,447.87	5,720.00	6,006.00	6,305.87	6,463.60	6,624.80
			Hourly	27.1400	28.5000	29.9300	31.4300	33.0000	34.6500	36.3800	37.2900	38.2200
Management Aide	NE	C18	Annual	62,233.60	65,353.60	68,619.20	72,051.20	75,649.60	79,435.20	83,408.00	85,488.00	87,630.40
			Monthly	5,186.13	5,446.13	5,718.27	6,004.27	6,304.13	6,619.60	6,950.67	7,124.00	7,302.53
			Hourly	29.9200	31.4200	32.9900	34.6400	36.3700	38.1900	40.1000	41.1000	42.1300
Management Analyst	PAM	C24	Annual	83,387.20	87,547.20	91,915.20	96,512.00	101,337.60	106,412.80	111,737.60	114,524.80	117,395.20
			Monthly	6,948.93	7,295.60	7,659.60	8,042.67	8,444.80	8,867.73	9,311.47	9,543.73	9,782.93
			Hourly	40.0900	42.0900	44.1900	46.4000	48.7200	51.1600	53.7200	55.0600	56.4400
Management Assistant	PAM	C22	Annual	75,628.80	79,414.40	83,387.20	87,547.20	91,915.20	96,512.00	101,337.60	103,875.20	106,475.20
			Monthly	6,302.40	6,617.87	6,948.93	7,295.60	7,659.60	8,042.67	8,444.80	8,656.27	8,872.93
			Hourly	36.3600	38.1800	40.0900	42.0900	44.1900	46.4000	48.7200	49.9400	51.1900
Media & Communications Division Manager	DMG	C33	Annual	135,574.40	142,355.20	149,468.80	156,936.00	164,777.60	173,014.40	181,667.20	186,201.60	190,860.80
			Monthly	11,297.87	11,862.93	12,455.73	13,078.00	13,731.47	14,417.87	15,138.93	15,516.80	15,905.07
			Hourly	65.1800	68.4400	71.8600	75.4500	79.2200	83.1800	87.3400	89.5200	91.7600
Network Administrator	PAM	C31	Annual	117,332.80	123,198.40	129,355.20	135,824.00	142,625.60	149,760.00	157,248.00	161,179.20	165,214.40
			Monthly	9,777.73	10,266.53	10,779.60	11,318.67	11,885.47	12,480.00	13,104.00	13,431.60	13,767.87
			Hourly	56.4100	59.2300	62.1900	65.3000	68.5700	72.0000	75.6000	77.4900	79.4300
Network & Systems Specialist	PAM	C24	Annual	83,387.20	87,547.20	91,915.20	96,512.00	101,337.60	106,412.80	111,737.60	114,524.80	117,395.20
			Monthly	6,948.93	7,295.60	7,659.60	8,042.67	8,444.80	8,867.73	9,311.47	9,543.73	9,782.93
			Hourly	40.0900	42.0900	44.1900	46.4000	48.7200	51.1600	53.7200	55.0600	56.4400

**CITY OF MORENO VALLEY**

**SALARY SCALE - CAREER POSITIONS**

EFFECTIVE 07/06/2024

Exhibit C

TITLE	GRP	GRADE										
			A	B	C	D	E	F	G	H	I	
				5.0%	5.0%	5.0%	5.0%	5.0%	5.0%	2.5%	2.5%	
Paralegal	NE	C20	Annual	68,598.40	72,030.40	75,628.80	79,414.40	83,387.20	87,547.20	91,915.20	94,203.20	96,553.60
			Monthly	5,716.53	6,002.53	6,302.40	6,617.87	6,948.93	7,295.60	7,659.60	7,850.27	8,046.13
			Hourly	32.9800	34.6300	36.3600	38.1800	40.0900	42.0900	44.1900	45.2900	46.4200
Park Ranger	NE	C16	Annual	56,451.20	59,280.00	62,254.40	65,374.40	68,640.00	72,072.00	75,670.40	77,563.20	79,497.60
			Monthly	4,704.27	4,940.00	5,187.87	5,447.87	5,720.00	6,006.00	6,305.87	6,463.60	6,624.80
			Hourly	27.1400	28.5000	29.9300	31.4300	33.0000	34.6500	36.3800	37.2900	38.2200
Parking Control Officer	NE	C12	Annual	46,446.40	48,776.00	51,209.60	53,768.00	56,451.20	59,280.00	62,254.40	63,814.40	65,416.00
			Monthly	3,870.53	4,064.67	4,267.47	4,480.67	4,704.27	4,940.00	5,187.87	5,317.87	5,451.33
			Hourly	22.3300	23.4500	24.6200	25.8500	27.1400	28.5000	29.9300	30.6800	31.4500
Parks & Community Services Administration & Financial Services Division Manager	DMG	C30	Annual	111,758.40	117,353.60	123,219.20	129,376.00	135,844.80	142,646.40	149,780.80	153,524.80	157,372.80
			Monthly	9,313.20	9,779.47	10,268.27	10,781.33	11,320.40	11,887.20	12,481.73	12,793.73	13,114.40
			Hourly	53.7300	56.4200	59.2400	62.2000	65.3100	68.5800	72.0100	73.8100	75.6600
Parks & Landscape Services Division Manager	DMG	C31	Annual	117,332.80	123,198.40	129,355.20	135,824.00	142,625.60	149,760.00	157,248.00	161,179.20	165,214.40
			Monthly	9,777.73	10,266.53	10,779.60	11,318.67	11,885.47	12,480.00	13,104.00	13,431.60	13,767.87
			Hourly	56.4100	59.2300	62.1900	65.3000	68.5700	72.0000	75.6000	77.4900	79.4300
Parks Maintenance Supervisor	PAM	C25	Annual	87,568.00	91,956.80	96,553.60	101,379.20	106,454.40	111,779.20	117,374.40	120,307.20	123,323.20
			Monthly	7,297.33	7,663.07	8,046.13	8,448.27	8,871.20	9,314.93	9,781.20	10,025.60	10,276.93
			Hourly	42.1000	44.2100	46.4200	48.7400	51.1800	53.7400	56.4300	57.8400	59.2900
Parks Maintenance Worker	NE	C12	Annual	46,446.40	48,776.00	51,209.60	53,768.00	56,451.20	59,280.00	62,254.40	63,814.40	65,416.00
			Monthly	3,870.53	4,064.67	4,267.47	4,480.67	4,704.27	4,940.00	5,187.87	5,317.87	5,451.33
			Hourly	22.3300	23.4500	24.6200	25.8500	27.1400	28.5000	29.9300	30.6800	31.4500
Parks Project Manager	PAM	C25	Annual	87,568.00	91,956.80	96,553.60	101,379.20	106,454.40	111,779.20	117,374.40	120,307.20	123,323.20
			Monthly	7,297.33	7,663.07	8,046.13	8,448.27	8,871.20	9,314.93	9,781.20	10,025.60	10,276.93
			Hourly	42.1000	44.2100	46.4200	48.7400	51.1800	53.7400	56.4300	57.8400	59.2900
Payroll Division Manager	DMG	C32	Annual	126,131.20	132,433.60	139,048.00	145,995.20	153,296.00	160,971.20	169,020.80	173,243.20	177,569.60
			Monthly	10,510.93	11,036.13	11,587.33	12,166.27	12,774.67	13,414.27	14,085.07	14,436.93	14,797.47
			Hourly	60.6400	63.6700	66.8500	70.1900	73.7000	77.3900	81.2600	83.2900	85.3700
Permit Technician	NE	C18	Annual	62,233.60	65,353.60	68,619.20	72,051.20	75,649.60	79,435.20	83,408.00	85,488.00	87,630.40
			Monthly	5,186.13	5,446.13	5,718.27	6,004.27	6,304.13	6,619.60	6,950.67	7,124.00	7,302.53
			Hourly	29.9200	31.4200	32.9900	34.6400	36.3700	38.1900	40.1000	41.1000	42.1300
Planning Division Manager/Official	DMG	C34	Annual	145,745.60	153,025.60	160,680.00	168,708.80	177,153.60	186,014.40	195,312.00	200,200.00	205,212.80
			Monthly	12,145.47	12,752.13	13,390.00	14,059.07	14,762.80	15,501.20	16,276.00	16,683.33	17,101.07
			Hourly	70.0700	73.5700	77.2500	81.1100	85.1700	89.4300	93.9000	96.2500	98.6600
Power Supply Manager	PAM	C32	Annual	126,131.20	132,433.60	139,048.00	145,995.20	153,296.00	160,971.20	169,020.80	173,243.20	177,569.60
			Monthly	10,510.93	11,036.13	11,587.33	12,166.27	12,774.67	13,414.27	14,085.07	14,436.93	14,797.47
			Hourly	60.6400	63.6700	66.8500	70.1900	73.7000	77.3900	81.2600	83.2900	85.3700
Principal Accountant	PAM	C28	Annual	101,358.40	106,433.60	111,758.40	117,353.60	123,219.20	129,376.00	135,844.80	139,235.20	142,708.80
			Monthly	8,446.53	8,869.47	9,313.20	9,779.47	10,268.27	10,781.33	11,320.40	11,602.93	11,892.40
			Hourly	48.7300	51.1700	53.7300	56.4200	59.2400	62.2000	65.3100	66.9400	68.6100



**CITY OF MORENO VALLEY**

**SALARY SCALE - CAREER POSITIONS**

EFFECTIVE 07/06/2024

Exhibit C

TITLE	GRP	GRADE											
				A	B	C	D	E	F	G	H	I	
				5.0%		5.0%	5.0%	5.0%	5.0%	5.0%	5.0%	2.5%	2.5%
Principal Engineer	DMG	C33	Annual	135,574.40	142,355.20	149,468.80	156,936.00	164,777.60	173,014.40	181,667.20	186,201.60	190,860.80	
			Monthly	11,297.87	11,862.93	12,455.73	13,078.00	13,731.47	14,417.87	15,138.93	15,516.80	15,905.07	
			Hourly	65.1800	68.4400	71.8600	75.4500	79.2200	83.1800	87.3400	89.5200	91.7600	
Principal Engineer/City Traffic Engineer	DMG	C33	Annual	135,574.40	142,355.20	149,468.80	156,936.00	164,777.60	173,014.40	181,667.20	186,201.60	190,860.80	
			Monthly	11,297.87	11,862.93	12,455.73	13,078.00	13,731.47	14,417.87	15,138.93	15,516.80	15,905.07	
			Hourly	65.1800	68.4400	71.8600	75.4500	79.2200	83.1800	87.3400	89.5200	91.7600	
Principal Planner	PAM	C33	Annual	135,574.40	142,355.20	149,468.80	156,936.00	164,777.60	173,014.40	181,667.20	186,201.60	190,860.80	
			Monthly	11,297.87	11,862.93	12,455.73	13,078.00	13,731.47	14,417.87	15,138.93	15,516.80	15,905.07	
			Hourly	65.1800	68.4400	71.8600	75.4500	79.2200	83.1800	87.3400	89.5200	91.7600	
Program Analyst	PAM	C24	Annual	83,387.20	87,547.20	91,915.20	96,512.00	101,337.60	106,412.80	111,737.60	114,524.80	117,395.20	
			Monthly	6,948.93	7,295.60	7,659.60	8,042.67	8,444.80	8,867.73	9,311.47	9,543.73	9,782.93	
			Hourly	40.0900	42.0900	44.1900	46.4000	48.7200	51.1600	53.7200	55.0600	56.4400	
Public Information/Intergovernmental Relations Officer	PAM	C28	Annual	101,358.40	106,433.60	111,758.40	117,353.60	123,219.20	129,376.00	135,844.80	139,235.20	142,708.80	
			Monthly	8,446.53	8,869.47	9,313.20	9,779.47	10,268.27	10,781.33	11,320.40	11,602.93	11,892.40	
			Hourly	48.7300	51.1700	53.7300	56.4200	59.2400	62.2000	65.3100	66.9400	68.6100	
Public Safety Contracts Administrator	DMG	C30	Annual	111,758.40	117,353.60	123,219.20	129,376.00	135,844.80	142,646.40	149,780.80	153,524.80	157,372.80	
			Monthly	9,313.20	9,779.47	10,268.27	10,781.33	11,320.40	11,887.20	12,481.73	12,793.73	13,114.40	
			Hourly	53.7300	56.4200	59.2400	62.2000	65.3100	68.5800	72.0100	73.8100	75.6600	
Purchasing Division Manager	DMG	C32	Annual	126,131.20	132,433.60	139,048.00	145,995.20	153,296.00	160,971.20	169,020.80	173,243.20	177,569.60	
			Monthly	10,510.93	11,036.13	11,587.33	12,166.27	12,774.67	13,414.27	14,085.07	14,436.93	14,797.47	
			Hourly	60.6400	63.6700	66.8500	70.1900	73.7000	77.3900	81.2600	83.2900	85.3700	
Recycling Specialist	NE	C16	Annual	56,451.20	59,280.00	62,254.40	65,374.40	68,640.00	72,072.00	75,670.40	77,563.20	79,497.60	
			Monthly	4,704.27	4,940.00	5,187.87	5,447.87	5,720.00	6,006.00	6,305.87	6,463.60	6,624.80	
			Hourly	27.1400	28.5000	29.9300	31.4300	33.0000	34.6500	36.3800	37.2900	38.2200	
Registered Veterinary Technician	NE	C16	Annual	56,451.20	59,280.00	62,254.40	65,374.40	68,640.00	72,072.00	75,670.40	77,563.20	79,497.60	
			Monthly	4,704.27	4,940.00	5,187.87	5,447.87	5,720.00	6,006.00	6,305.87	6,463.60	6,624.80	
			Hourly	27.1400	28.5000	29.9300	31.4300	33.0000	34.6500	36.3800	37.2900	38.2200	
Security Guard	NE	C08	Annual	38,209.60	40,123.20	42,120.00	44,220.80	46,425.60	48,755.20	51,188.80	52,478.40	53,788.80	
			Monthly	3,184.13	3,343.60	3,510.00	3,685.07	3,868.80	4,062.93	4,265.73	4,373.20	4,482.40	
			Hourly	18.3700	19.2900	20.2500	21.2600	22.3200	23.4400	24.6100	25.2300	25.8600	
Senior Accountant	PAM	C25	Annual	87,568.00	91,956.80	96,553.60	101,379.20	106,454.40	111,779.20	117,374.40	120,307.20	123,323.20	
			Monthly	7,297.33	7,663.07	8,046.13	8,448.27	8,871.20	9,314.93	9,781.20	10,025.60	10,276.93	
			Hourly	42.1000	44.2100	46.4200	48.7400	51.1800	53.7400	56.4300	57.8400	59.2900	
Senior Administrative Assistant	NE	C17	Annual	59,280.00	62,254.40	65,374.40	68,640.00	72,072.00	75,670.40	79,456.00	81,452.80	83,491.20	
			Monthly	4,940.00	5,187.87	5,447.87	5,720.00	6,006.00	6,305.87	6,621.33	6,787.73	6,957.60	
			Hourly	28.5000	29.9300	31.4300	33.0000	34.6500	36.3800	38.2000	39.1600	40.1400	
Senior Applications Analyst	PAM	C27	Annual	96,532.80	101,358.40	106,433.60	111,758.40	117,353.60	123,219.20	129,376.00	132,620.80	135,928.00	
			Monthly	8,044.40	8,446.53	8,869.47	9,313.20	9,779.47	10,268.27	10,781.33	11,051.73	11,327.33	
			Hourly	46.4100	48.7300	51.1700	53.7300	56.4200	59.2400	62.2000	63.7600	65.3500	

**CITY OF MORENO VALLEY**

**SALARY SCALE - CAREER POSITIONS**

EFFECTIVE 07/06/2024

Exhibit C

TITLE	GRP	GRADE										
				A	B	C	D	E	F	G	H	I
				5.0%	5.0%	5.0%	5.0%	5.0%	5.0%	5.0%	2.5%	2.5%
Senior Building Inspector	PAM	C25	Annual	87,568.00	91,956.80	96,553.60	101,379.20	106,454.40	111,779.20	117,374.40	120,307.20	123,323.20
			Monthly	7,297.33	7,663.07	8,046.13	8,448.27	8,871.20	9,314.93	9,781.20	10,025.60	10,276.93
			Hourly	42.1000	44.2100	46.4200	48.7400	51.1800	53.7400	56.4300	57.8400	59.2900
Senior Community Enhancement Officer	PAM	C22	Annual	75,628.80	79,414.40	83,387.20	87,547.20	91,915.20	96,512.00	101,337.60	103,875.20	106,475.20
			Monthly	6,302.40	6,617.87	6,948.93	7,295.60	7,659.60	8,042.67	8,444.80	8,656.27	8,872.93
			Hourly	36.3600	38.1800	40.0900	42.0900	44.1900	46.4000	48.7200	49.9400	51.1900
Senior Construction Inspector	PAM	C23	Annual	79,435.20	83,408.00	87,588.80	91,977.60	96,574.40	101,400.00	106,475.20	109,137.60	111,862.40
			Monthly	6,619.60	6,950.67	7,299.07	7,664.80	8,047.87	8,450.00	8,872.93	9,094.80	9,321.87
			Hourly	38.1900	40.1000	42.1100	44.2200	46.4300	48.7500	51.1900	52.4700	53.7800
Senior Deputy City Clerk	DMG	C30	Annual	111,758.40	117,353.60	123,219.20	129,376.00	135,844.80	142,646.40	149,780.80	153,524.80	157,372.80
			Monthly	9,313.20	9,779.47	10,268.27	10,781.33	11,320.40	11,887.20	12,481.73	12,793.73	13,114.40
			Hourly	53.7300	56.4200	59.2400	62.2000	65.3100	68.5800	72.0100	73.8100	75.6600
Senior Electrical Engineer	PAM	C31	Annual	117,332.80	123,198.40	129,355.20	135,824.00	142,625.60	149,760.00	157,248.00	161,179.20	165,214.40
			Monthly	9,777.73	10,266.53	10,779.60	11,318.67	11,885.47	12,480.00	13,104.00	13,431.60	13,767.87
			Hourly	56.4100	59.2300	62.1900	65.3000	68.5700	72.0000	75.6000	77.4900	79.4300
Senior Engineer, P.E.	PAM	C31	Annual	117,332.80	123,198.40	129,355.20	135,824.00	142,625.60	149,760.00	157,248.00	161,179.20	165,214.40
			Monthly	9,777.73	10,266.53	10,779.60	11,318.67	11,885.47	12,480.00	13,104.00	13,431.60	13,767.87
			Hourly	56.4100	59.2300	62.1900	65.3000	68.5700	72.0000	75.6000	77.4900	79.4300
Senior Equipment Operator	NE	C18	Annual	62,233.60	65,353.60	68,619.20	72,051.20	75,649.60	79,435.20	83,408.00	85,488.00	87,630.40
			Monthly	5,186.13	5,446.13	5,718.27	6,004.27	6,304.13	6,619.60	6,950.67	7,124.00	7,302.53
			Hourly	29.9200	31.4200	32.9900	34.6400	36.3700	38.1900	40.1000	41.1000	42.1300
Senior Graphics Designer	NE	C19	Annual	65,332.80	68,598.40	72,030.40	75,628.80	79,414.40	83,387.20	87,547.20	89,731.20	91,977.60
			Monthly	5,444.40	5,716.53	6,002.53	6,302.40	6,617.87	6,948.93	7,295.60	7,477.60	7,664.80
			Hourly	31.4100	32.9800	34.6300	36.3600	38.1800	40.0900	42.0900	43.1400	44.2200
Senior Human Resources Analyst	PAM	C27	Annual	96,532.80	101,358.40	106,433.60	111,758.40	117,353.60	123,219.20	129,376.00	132,620.80	135,928.00
			Monthly	8,044.40	8,446.53	8,869.47	9,313.20	9,779.47	10,268.27	10,781.33	11,051.73	11,327.33
			Hourly	46.4100	48.7300	51.1700	53.7300	56.4200	59.2400	62.2000	63.7600	65.3500
Senior Landscape Services Inspector	PAM	C20	Annual	68,598.40	72,030.40	75,628.80	79,414.40	83,387.20	87,547.20	91,915.20	94,203.20	96,553.60
			Monthly	5,716.53	6,002.53	6,302.40	6,617.87	6,948.93	7,295.60	7,659.60	7,850.27	8,046.13
			Hourly	32.9800	34.6300	36.3600	38.1800	40.0900	42.0900	44.1900	45.2900	46.4200
Senior Management Analyst	PAM	C27	Annual	96,532.80	101,358.40	106,433.60	111,758.40	117,353.60	123,219.20	129,376.00	132,620.80	135,928.00
			Monthly	8,044.40	8,446.53	8,869.47	9,313.20	9,779.47	10,268.27	10,781.33	11,051.73	11,327.33
			Hourly	46.4100	48.7300	51.1700	53.7300	56.4200	59.2400	62.2000	63.7600	65.3500
Senior Office Assistant	NE	C13	Annual	48,755.20	51,188.80	53,747.20	56,430.40	59,259.20	62,212.80	65,332.80	66,976.00	68,660.80
			Monthly	4,062.93	4,265.73	4,478.93	4,702.53	4,938.27	5,184.40	5,444.40	5,581.33	5,721.73
			Hourly	23.4400	24.6100	25.8400	27.1300	28.4900	29.9100	31.4100	32.2000	33.0100
Senior Parking Control Officer	NE	C14	Annual	51,209.60	53,768.00	56,451.20	59,280.00	62,254.40	65,374.40	68,640.00	70,366.40	72,134.40
			Monthly	4,267.47	4,480.67	4,704.27	4,940.00	5,187.87	5,447.87	5,720.00	5,863.87	6,011.20
			Hourly	24.6200	25.8500	27.1400	28.5000	29.9300	31.4300	33.0000	33.8300	34.6800

**CITY OF MORENO VALLEY**

**SALARY SCALE - CAREER POSITIONS**

EFFECTIVE 07/06/2024

Exhibit C

TITLE	GRP	GRADE										
			A	B	C	D	E	F	G	H	I	
				5.0%	5.0%	5.0%	5.0%	5.0%	5.0%	5.0%	2.5%	2.5%
Senior Parks Maintenance Technician	NE	C19	Annual	65,332.80	68,598.40	72,030.40	75,628.80	79,414.40	83,387.20	87,547.20	89,731.20	91,977.60
			Monthly	<b>5,444.40</b>	<b>5,716.53</b>	<b>6,002.53</b>	<b>6,302.40</b>	<b>6,617.87</b>	<b>6,948.93</b>	<b>7,295.60</b>	<b>7,477.60</b>	<b>7,664.80</b>
			Hourly	31.4100	32.9800	34.6300	36.3600	38.1800	40.0900	42.0900	43.1400	44.2200
Senior Payroll Technician	NE	C18	Annual	62,233.60	65,353.60	68,619.20	72,051.20	75,649.60	79,435.20	83,408.00	85,488.00	87,830.40
			Monthly	<b>5,186.13</b>	<b>5,446.13</b>	<b>5,718.27</b>	<b>6,004.27</b>	<b>6,304.13</b>	<b>6,619.60</b>	<b>6,950.67</b>	<b>7,124.00</b>	<b>7,302.53</b>
			Hourly	29.9200	31.4200	32.9900	34.6400	36.3700	38.1900	40.1000	41.1000	42.1300
Senior Permit Technician	NE	C20	Annual	68,598.40	72,030.40	75,628.80	79,414.40	83,387.20	87,547.20	91,915.20	94,203.20	96,553.60
			Monthly	<b>5,716.53</b>	<b>6,002.53</b>	<b>6,302.40</b>	<b>6,617.87</b>	<b>6,948.93</b>	<b>7,295.60</b>	<b>7,659.60</b>	<b>7,850.27</b>	<b>8,046.13</b>
			Hourly	32.9800	34.6300	36.3600	38.1800	40.0900	42.0900	44.1900	45.2900	46.4200
Senior Planner	PAM	C27	Annual	96,532.80	101,358.40	106,433.60	111,758.40	117,353.60	123,219.20	129,376.00	132,620.80	135,928.00
			Monthly	<b>8,044.40</b>	<b>8,446.53</b>	<b>8,869.47</b>	<b>9,313.20</b>	<b>9,779.47</b>	<b>10,268.27</b>	<b>10,781.33</b>	<b>11,051.73</b>	<b>11,327.33</b>
			Hourly	46.4100	48.7300	51.1700	53.7300	56.4200	59.2400	62.2000	63.7600	65.3500
Senior Risk Analyst	PAM	C27	Annual	96,532.80	101,358.40	106,433.60	111,758.40	117,353.60	123,219.20	129,376.00	132,620.80	135,928.00
			Monthly	<b>8,044.40</b>	<b>8,446.53</b>	<b>8,869.47</b>	<b>9,313.20</b>	<b>9,779.47</b>	<b>10,268.27</b>	<b>10,781.33</b>	<b>11,051.73</b>	<b>11,327.33</b>
			Hourly	46.4100	48.7300	51.1700	53.7300	56.4200	59.2400	62.2000	63.7600	65.3500
Senior Telecommunications Technician	NE	C22	Annual	75,628.80	79,414.40	83,387.20	87,547.20	91,915.20	96,512.00	101,337.60	103,875.20	106,475.20
			Monthly	<b>6,302.40</b>	<b>6,617.87</b>	<b>6,948.93</b>	<b>7,295.60</b>	<b>7,659.60</b>	<b>8,042.67</b>	<b>8,444.80</b>	<b>8,656.27</b>	<b>8,872.93</b>
			Hourly	36.3600	38.1800	40.0900	42.0900	44.1900	46.4000	48.7200	49.9400	51.1900
Senior Traffic Signal Technician	PAM	C23	Annual	79,435.20	83,408.00	87,588.80	91,977.60	96,574.40	101,400.00	106,475.20	109,137.60	111,862.40
			Monthly	<b>6,619.60</b>	<b>6,950.67</b>	<b>7,299.07</b>	<b>7,664.80</b>	<b>8,047.87</b>	<b>8,450.00</b>	<b>8,872.93</b>	<b>9,094.80</b>	<b>9,321.87</b>
			Hourly	38.1900	40.1000	42.1100	44.2200	46.4300	48.7500	51.1900	52.4700	53.7800
Special Districts Division Manager	DMG	C34	Annual	145,745.60	153,025.60	160,680.00	168,708.80	177,153.60	186,014.40	195,312.00	200,200.00	205,212.80
			Monthly	<b>12,145.47</b>	<b>12,752.13</b>	<b>13,390.00</b>	<b>14,059.07</b>	<b>14,762.80</b>	<b>15,501.20</b>	<b>16,276.00</b>	<b>16,683.33</b>	<b>17,101.07</b>
			Hourly	70.0700	73.5700	77.2500	81.1100	85.1700	89.4300	93.9000	96.2500	98.6600
Special Events & Facilities Division Manager	DMG	C30	Annual	111,758.40	117,353.60	123,219.20	129,376.00	135,844.80	142,646.40	149,780.80	153,524.80	157,372.80
			Monthly	<b>9,313.20</b>	<b>9,779.47</b>	<b>10,268.27</b>	<b>10,781.33</b>	<b>11,320.40</b>	<b>11,887.20</b>	<b>12,481.73</b>	<b>12,793.73</b>	<b>13,114.40</b>
			Hourly	53.7300	56.4200	59.2400	62.2000	65.3100	68.5800	72.0100	73.8100	75.6600
Storekeeper	NE	C14	Annual	51,209.60	53,768.00	56,451.20	59,280.00	62,254.40	65,374.40	68,640.00	70,366.40	72,134.40
			Monthly	<b>4,267.47</b>	<b>4,480.67</b>	<b>4,704.27</b>	<b>4,940.00</b>	<b>5,187.87</b>	<b>5,447.87</b>	<b>5,720.00</b>	<b>5,863.87</b>	<b>6,011.20</b>
			Hourly	24.6200	25.8500	27.1400	28.5000	29.9300	31.4300	33.0000	33.8300	34.6800
Strategic Initiatives Manager	DMG	C34	Annual	145,745.60	153,025.60	160,680.00	168,708.80	177,153.60	186,014.40	195,312.00	200,200.00	205,212.80
			Monthly	<b>12,145.47</b>	<b>12,752.13</b>	<b>13,390.00</b>	<b>14,059.07</b>	<b>14,762.80</b>	<b>15,501.20</b>	<b>16,276.00</b>	<b>16,683.33</b>	<b>17,101.07</b>
			Hourly	70.0700	73.5700	77.2500	81.1100	85.1700	89.4300	93.9000	96.2500	98.6600
Street Maintenance Supervisor	PAM	C25	Annual	87,568.00	91,956.80	96,553.60	101,379.20	106,454.40	111,779.20	117,374.40	120,307.20	123,323.20
			Monthly	<b>7,297.33</b>	<b>7,663.07</b>	<b>8,046.13</b>	<b>8,448.27</b>	<b>8,871.20</b>	<b>9,314.93</b>	<b>9,781.20</b>	<b>10,025.60</b>	<b>10,276.93</b>
			Hourly	42.1000	44.2100	46.4200	48.7400	51.1800	53.7400	56.4300	57.8400	59.2900
Telecommunications Engineer/Administrator	PAM	C29	Annual	106,412.80	111,737.60	117,332.80	123,198.40	129,355.20	135,824.00	142,625.60	146,182.40	149,843.20
			Monthly	<b>8,867.73</b>	<b>9,311.47</b>	<b>9,777.73</b>	<b>10,266.53</b>	<b>10,779.60</b>	<b>11,318.67</b>	<b>11,885.47</b>	<b>12,181.87</b>	<b>12,486.93</b>
			Hourly	51.1600	53.7200	56.4100	59.2300	62.1900	65.3000	68.5700	70.2800	72.0400

**CITY OF MORENO VALLEY**

**SALARY SCALE - CAREER POSITIONS**  
**EFFECTIVE 07/06/2024**

Exhibit C

TITLE	GRP	GRADE										
			A	B	C	D	E	F	G	H	I	
				5.0%	5.0%	5.0%	5.0%	5.0%	5.0%	5.0%	2.5%	2.5%
Telecommunications Technician	NE	C20	Annual	68,598.40	72,030.40	75,628.80	79,414.40	83,387.20	87,547.20	91,915.20	94,203.20	96,553.60
			Monthly	5,716.53	6,002.53	6,302.40	6,617.87	6,948.93	7,295.60	7,659.60	7,850.27	8,046.13
			Hourly	32.9800	34.6300	36.3600	38.1800	40.0900	42.0900	44.1900	45.2900	46.4200
Traffic Operations Supervisor	PAM	C26	Annual	91,936.00	96,532.80	101,358.40	106,433.60	111,758.40	117,353.60	123,219.20	126,297.60	129,459.20
			Monthly	7,661.33	8,044.40	8,446.53	8,869.47	9,313.20	9,779.47	10,268.27	10,524.80	10,788.27
			Hourly	44.2000	46.4100	48.7300	51.1700	53.7300	56.4200	59.2400	60.7200	62.2400
Traffic Signal Technician	NE	C22	Annual	75,628.80	79,414.40	83,387.20	87,547.20	91,915.20	96,512.00	101,337.60	103,875.20	106,475.20
			Monthly	6,302.40	6,617.87	6,948.93	7,295.60	7,659.60	8,042.67	8,444.80	8,656.27	8,872.93
			Hourly	36.3600	38.1800	40.0900	42.0900	44.1900	46.4000	48.7200	49.9400	51.1900
Traffic Sign/Marking Technician I	NE	C13	Annual	48,755.20	51,188.80	53,747.20	56,430.40	59,259.20	62,212.80	65,332.80	66,976.00	68,660.80
			Monthly	4,062.93	4,265.73	4,478.93	4,702.53	4,938.27	5,184.40	5,444.40	5,581.33	5,721.73
			Hourly	23.4400	24.6100	25.8400	27.1300	28.4900	29.9100	31.4100	32.2000	33.0100
Traffic Sign/Marking Technician II	NE	C15	Annual	53,768.00	56,451.20	59,280.00	62,254.40	65,374.40	68,640.00	72,072.00	73,881.60	75,732.80
			Monthly	4,480.67	4,704.27	4,940.00	5,187.87	5,447.87	5,720.00	6,006.00	6,156.80	6,311.07
			Hourly	25.8500	27.1400	28.5000	29.9300	31.4300	33.0000	34.6500	35.5200	36.4100
Utility Finance Manager	PAM	C28	Annual	101,358.40	106,433.60	111,758.40	117,353.60	123,219.20	129,376.00	135,844.80	139,235.20	142,708.80
			Monthly	8,446.53	8,869.47	9,313.20	9,779.47	10,268.27	10,781.33	11,320.40	11,602.93	11,892.40
			Hourly	48.7300	51.1700	53.7300	56.4200	59.2400	62.2000	65.3100	66.9400	68.6100
Vehicle/Equipment Technician	NE	C17	Annual	59,280.00	62,254.40	65,374.40	68,640.00	72,072.00	75,670.40	79,456.00	81,452.80	83,491.20
			Monthly	4,940.00	5,187.87	5,447.87	5,720.00	6,006.00	6,305.87	6,621.33	6,787.73	6,957.60
			Hourly	28.5000	29.9300	31.4300	33.0000	34.6500	36.3800	38.2000	39.1600	40.1400

# CITY OF MORENO VALLEY

## SALARY SCALE - EXECUTIVE POSITIONS

EFFECTIVE 07/06/2024

Exhibit C

TITLE	GRP	GRADE	Description		Minimum	Maximum
Assistant City Manager (Administration)	EMG	106	7.5% Above 105	Annual	188,323.20	299,936.00
				Monthly	15,693.60	24,994.67
				Hourly	90.5400	144.2000
Assistant City Manager (Development)	EMG	106	7.5% Above 105	Annual	188,323.20	299,936.00
				Monthly	15,693.60	24,994.67
				Hourly	90.5400	144.2000
Chief Financial Officer	EMG	105	7.5% Above 104	Annual	175,177.60	279,011.20
				Monthly	14,598.13	23,250.93
				Hourly	84.2200	134.1400
City Council Member	ELE		Set by Vote/Ord			
City Manager	CMG	109	Per contract	Annual	268,132.80	427,044.80
				Monthly	22,344.40	35,587.07
				Hourly	128.9100	205.3100
Community Development Director	EMG	104	7.5% Above 103	Annual	162,968.00	259,542.40
				Monthly	13,580.67	21,628.53
				Hourly	78.3500	124.7800
Economic Development & Housing Director	EMG	104	7.5% Above 103	Annual	162,968.00	259,542.40
				Monthly	13,580.67	21,628.53
				Hourly	78.3500	124.7800
Human Resources Director	EMG	104	7.5% Above 103	Annual	162,968.00	259,542.40
				Monthly	13,580.67	21,628.53
				Hourly	78.3500	124.7800
Manager of the Office of Mayor & City Council/City Clerk	EMG	101	7.5% Above 100	Annual	131,185.60	208,915.20
				Monthly	10,932.13	17,409.60
				Hourly	63.0700	100.4400
Parks & Community Services Director	EMG	104	7.5% Above 103	Annual	162,968.00	259,542.40
				Monthly	13,580.67	21,628.53
				Hourly	78.3500	124.7800
Public Works Director/City Engineer	EMG	105	7.5% Above 104	Annual	175,177.60	279,011.20
				Monthly	14,598.13	23,250.93
				Hourly	84.2200	134.1400

RESOLUTION NO. HA 2025-XX

A RESOLUTION OF THE MORENO VALLEY HOUSING AUTHORITY (HA) OF THE CITY OF MORENO VALLEY, CALIFORNIA, ADOPTING THE REVISED OPERATING AND CAPITAL BUDGETS FOR FISCAL YEAR 2023/24 AND 2024/25

WHEREAS, the Chairman and Commissioners of the Moreno Valley Housing Authority approved the Operating and Capital Budgets for the City for Fiscal Year 2023/24 and 2024/25, a copy of which, as may have been amended by the Housing Authority's Chairman and Commissioners, is on file in the Office of the City Clerk and is available for public inspection; and

WHEREAS, the Housing Authority approves amendments to the budgets throughout the fiscal year and such prior amendments are reflected within the current amended budget and further ratified as part of the adoption of the quarterly budget amendments; and

WHEREAS, the City Manager has heretofore submitted to the Chairman and Commissioners of the Moreno Valley Housing Authority proposed amendments to the Operating and Capital Budgets for the Housing Authority for Fiscal Year 2023/24 and 2024/25, a copy of which, as may have been amended by the Housing Authority Chairman and Commissioners is on file in the Office of the City Clerk and is available for public inspection; and

WHEREAS, the said proposed amendments to the Operating and Capital Budgets contain estimates of the services, activities and projects comprising the budget, and contain expenditure requirements and the resources available to the Housing Authority; and

WHEREAS, the said proposed amendments to the Operating and Capital Budgets contain the estimates of uses of fund balance as required to stabilize the delivery of Housing Authority services during periods of operational deficits; and

WHEREAS, the Chairman and Commissioners have made such revisions to the proposed amended Operating and Capital Budgets as so desired; and

WHEREAS, the City Manager may authorize submittal of grant applications and is also authorized to accept grant awards on behalf of the City as further described in the Grants Administrative Procedure; and

WHEREAS, it is the intent to ensure that maximum efficiency and savings are realized in the procurement of the annual technology maintenance agreements, the City Manager is authorized to approve such agreements as long as budget was previously appropriated by the City Council and approved by the City Attorney; and

WHEREAS, it is the intent to ensure that maximum efficiency and savings are

realized in the procurement of the annual legal services agreements, the City Manager is authorized to approve such agreements as long as budget was previously appropriated by the City Council and approved by the City Attorney; and

WHEREAS, it is the intent to ensure that maximum efficiency and savings are realized in the procurement of the Moreno Valley Utility purchase power agreements, the City Manager is authorized to approve such agreements as long as budget was previously appropriated by the City Council and approved by the City Attorney; and

WHEREAS, it is the intent to ensure that maximum efficiency and savings are realized in the procurement of annual temporary staffing service agreements, the City Manager is authorized to approve such agreements as long as budget was previously appropriated by the City Council and approved by the City Attorney; and

WHEREAS, it is the intent to ensure that maximum efficiency and savings are realized in the procurement of facility furniture purchases, the City Manager is authorized to approve such agreements as long as budget was previously appropriated by the City Council and approved by the City Attorney; and

WHEREAS, it is the intent to ensure that maximum efficiency and savings are realized in the procurement of annual advertisement and marketing materials/services, the City Manager is authorized to approve such agreements as long as budget was previously appropriated by the City Council and approved by the City Attorney; and

WHEREAS, the amended Operating and Capital Budgets, as herein approved, will enable the Housing Authority to make adequate financial plans and will ensure that Housing Authority officers can administer their respective functions in accordance with such plans.

NOW, THEREFORE, THE MORENO VALLEY HOUSING AUTHORITY OF THE CITY OF MORENO VALLEY, CALIFORNIA, DOES HEREBY RESOLVE AS FOLLOWS:

1. The proposed amendments to the Operating and Capital Budgets, attached as Exhibit A and as on file in the Office of the City Clerk, and as may have been amended by the Housing Authority Chairman and Commissioners, is hereby approved and adopted as the annual Operating and Capital Budgets of the Moreno Valley Housing Authority for the Fiscal Year 2023/24 and 2024/25.
2. The Proposed Amendments to the City Position Summary, included as Exhibit B to this Resolution, and on file in the Office of the City Clerk, and as may have been amended by the Housing Authority Chairman and Commissioners, is hereby adopted as part of the Approved City Position Summary of the City of Moreno Valley for Fiscal Year 2023/24 and 2024/25.
3. The Proposed Amendments to the Career Positions Salary Schedule, included as Exhibit C to this Resolution, and on file in the Office of the City Clerk, and as may have been amended by the Housing Authority Chairman

and Commissioners, is hereby adopted as part of the Approved Career Positions Salary Schedule of the City of Moreno Valley for Fiscal Year 2023/24 and 2024/25.

4. Within fifteen (15) days after the adoption of this Resolution, the City Clerk shall certify to the adoption hereof and, as so certified, cause a copy to be posted in at least three (3) public places within the City.

BE IT FURTHER RESOLVED that this Resolution shall take effect immediately upon its adoption.

APPROVED AND ADOPTED this 4th day of March, 2025.

\_\_\_\_\_  
Mayor of the City of Moreno Valley,  
Acting in the capacity of Chairman of the  
Moreno Valley Housing Authority

ATTEST:

\_\_\_\_\_  
City Clerk, acting in the capacity of  
Secretary of the Moreno Valley  
Housing Authority

APPROVED AS TO FORM:

\_\_\_\_\_  
City Attorney, acting in the capacity  
of General Counsel of the Moreno  
Valley Housing Authority



**RESOLUTION JURAT**

STATE OF CALIFORNIA     )  
COUNTY OF RIVERSIDE    ) ss.  
CITY OF MORENO VALLEY    )

I, M. Patricia Rodriguez, CMC, Secretary of the Moreno Valley Housing Authority of the City of Moreno Valley, California, do hereby certify that Resolution No. HA 2025-XX was duly and regularly adopted by the Commissioners of the Moreno Valley Housing Authority at a regular meeting held on the 4th day of March, 2025, by the following vote:

AYES:

NOES:

ABSENT:

ABSTAIN:

(Agency members, Vice Chairman and Chairman)

\_\_\_\_\_  
SECRETARY

(SEAL)

**CITY OF MORENO VALLEY  
GENERAL FUND  
FY 2024/25 Proposed Amendments**

Department	Fund	Account Description	General Ledger Account	Project	Fiscal Year 2024/25 Amended Budget	Proposed Amendment	Revised Budget	Description - Proposed Adjustment
Non-Department	1010	Property Tax in Lieu-VLF	1010-99-99-91010-401060		\$ 30,177,972	\$ 23,658	\$ 30,201,630	Budget true-up
<b>REVENUE TOTAL</b>					<b>\$ 30,177,972</b>	<b>\$ 23,658</b>	<b>\$ 30,201,630</b>	

Department	Fund	Account Description	General Ledger Account	Project	Fiscal Year 2024/25 Amended Budget	Proposed Amendment	Revised Budget	Description - Proposed Adjustment
City Manager	1010	Transfers to - OTHER GRANTS FUND	1010-99-99-91010-902300		\$ -	\$ 28,175	\$ 28,175	Reallocation of budget
Non-Department	1010	Transfers to 2014 REFUNDING 2005 LRB	1010-99-99-91010-903713		507,669	(507,669)	-	Bond refund
Non-Department	1010	Transfers to 2024 REFUNDING 2014 LRB	1010-99-99-91010-903716		-	503,152	503,152	Bond refund
<b>EXPENSE TOTAL</b>					<b>\$ 507,669</b>	<b>\$ 23,658</b>	<b>\$ 531,327</b>	

**CITY OF MORENO VALLEY  
NON-GENERAL FUND  
FY 2023/2024 Proposed Amendments**

Department	Fund	Account Description	General Ledger Account	Project	Fiscal Year 2024/25 Amended Budget	Proposed Amendment	Revised Budget	Description - Proposed Adjustment
City Manager	2300	Fed Grant-Operating Revenue	2300-16-92-72204-485000		\$ -	\$ 28,175	\$ 28,175	Reallocation of budget
City Manager	2300	Transfers in - from GENERAL FUND	2300-99-99-92300-801010		-	28,175	28,175	Reallocation of budget
Non-Department	3713	Transfers in - from GENERAL FUND	3713-99-90-93713-801010		507,669	(507,669)	-	Bond refund
Non-Department	3713	Transfers in - from DIF - ARTERIAL STREETS	3713-99-90-93713-802901		961,739	(961,739)	-	Bond refund
Non-Department	3713	Transfers in - from DIF - FIRE	3713-99-90-93713-802903		219,040	(219,040)	-	Bond refund
Non-Department	3713	Transfers in - from DIF - POLICE	3713-99-90-93713-802904		581,220	(581,220)	-	Bond refund
Non-Department	3716	Transfers in - from GENERAL FUND	3716-99-90-93716-801010		-	503,152	503,152	Bond refund
Non-Department	3716	Transfers in - from DIF - ARTERIAL STREETS	3716-99-90-93716-802901		-	949,476	949,476	Bond refund
Non-Department	3716	Transfers in - from DIF - FIRE	3716-99-90-93716-802903		-	216,247	216,247	Bond refund
Non-Department	3716	Transfers in - from DIF - POLICE	3716-99-90-93716-802904		-	573,809	573,809	Bond refund
Parks & Community Svc	2019	Transfers in - from PCS CAPITAL PROJ (QUIMBY)	2019-99-99-92019-803016		-	237,278	237,278	Budget true-up
Parks & Community Svc	2905	Transfers in - from PCS CAPITAL PRJ (PARK IMPRVTS)	2905-99-95-92905-803015		-	368,091	368,091	Budget true-up
Parks & Community Svc	3016	Transfers in - from QUIMBY IN-LIEU PARK FEES	3016-99-99-93016-802019		190,775	(28,000)	162,775	Budget true-up
Parks & Community Svc	3016	Transfers in - from QUIMBY IN-LIEU PARK FEES	3016-99-99-93016-802019		190,775	150,000	340,775	Projected expense
Public Works	3000	Transfers in - from FACILITIES REPLACEMENT RSRV	3000-99-99-93000-807330		4,846,217	617,133	5,463,350	Projected expense
<b>REVENUE TOTAL</b>					<b>\$ 7,497,435</b>	<b>\$ 1,373,868</b>	<b>\$ 8,871,303</b>	

Financial & Management Svc	5014	Utilities - Water	5014-30-79-25721-621030		\$ 550,000	\$ 125,000	675,000	Projected expense
Non-Department	2901	Transfers to 2014 REFUNDING 2005 LRB	2901-99-95-92901-903713		961,739	(961,739)	-	Bond refund
Non-Department	2901	Transfers to 2024 REFUNDING 2014 LRB	2901-99-95-92901-903716		-	949,476	949,476	Bond refund
Non-Department	2903	Transfers to 2014 REFUNDING 2005 LRB	2903-99-95-92903-903713		219,040	(219,040)	-	Bond refund
Non-Department	2903	Transfers to 2024 REFUNDING 2014 LRB	2903-99-95-92903-903716		-	216,247	216,247	Bond refund
Non-Department	2904	Transfers to 2014 REFUNDING 2005 LRB	2904-99-95-92904-903713		581,220	(581,220)	-	Bond refund
Non-Department	2904	Transfers to 2024 REFUNDING 2014 LRB	2904-99-95-92904-903716		-	573,809	573,809	Bond refund
Non-Department	3713	Professional Svcs - Other	3713-99-90-93713-620299		3,758	(3,758)	-	Bond refund
Non-Department	3713	Bond Principal	3713-99-90-93713-670314		1,355,319	(1,355,319)	-	Bond refund
Non-Department	3713	Interest Expense	3713-99-90-93713-670410		910,591	(910,591)	-	Bond refund
Non-Department	3716	Professional Svcs - Other	3716-99-90-93716-620299		-	5,000	5,000	Bond refund
Non-Department	3716	Bond Principal	3716-99-90-93716-670314		-	1,560,825	1,560,825	Bond refund
Non-Department	3716	Bond/Lease Issuance Costs	3716-99-90-93716-670510		-	681,860	681,860	Bond refund
Parks & Community Svc	2019	Transfers to PCS CAP PROJECT (QUIMBY)	2019-99-99-92019-903016		190,775	(28,000)	162,775	Budget true-up
Parks & Community Svc	2019	Transfers to PCS CAP PROJECT (QUIMBY)	2019-99-99-92019-903016		190,775	150,000	340,775	Projected expense
Parks & Community Svc	3015	CIP Other	3015-50-57-80007-720199	807 0031 50 57-3015-99	11,572,324	(156,180)	11,416,144	Budget true-up
Parks & Community Svc	3015	CIP Other	3015-50-57-80007-720199	807 0054-3015-99	11,572,324	(139,420)	11,432,904	Budget true-up
Parks & Community Svc	3015	CIP Other	3015-50-57-80007-720199	807 0056-3015-99	11,572,324	(72,491)	11,499,833	Budget true-up
Parks & Community Svc	3015	Transfers to DIF - PARKLAND FACILITIES	3015-99-99-93015-902905		-	368,091	368,091	Budget true-up
Parks & Community Svc	3016	CIP Other	3016-50-57-80003-720199	803 0031-3016-99	444,968	(16,668)	428,300	Budget true-up
Parks & Community Svc	3016	CIP Other	3016-50-57-80007-720199	807 0004 50 57-3016-99	863,317	(220,610)	642,707	Budget true-up
Parks & Community Svc	3016	CIP Other	3016-50-57-80007-720199	807 0052-3016-99	863,317	(28,000)	835,317	Budget true-up
Parks & Community Svc	3016	CIP Other	3016-50-57-80007-720199	807 0064-3016-99	863,317	150,000	1,013,317	Projected expense
Parks & Community Svc	3016	Transfers to - QUIMBY PARK FEES	3016-99-99-93016-902019		-	237,278	237,278	Budget true-up
Public Works	3000	CIP Other	3000-70-40-80003-720199	803 0067-3000-99	10,657,579	617,133	11,274,712	Projected expense
Public Works	7330	Transfers to FACILITY CONST FUND	7330-99-99-97330-903000		4,846,217	617,133	5,463,350	Projected expense
<b>EXPENSE TOTAL</b>					<b>\$ 58,218,904</b>	<b>\$ 1,558,816</b>	<b>\$ 59,777,720</b>	

**CITY OF MORENO VALLEY  
GENERAL FUND  
FY 2024/25 Ratification Amendments**

Department	Fund	Account Description	General Ledger Account	Project	Amendment	Description - Ratification
Community Development	1010	Donations	1010-20-38-18210-580200		\$ (125,000)	Allocate project budget
Community Development	1010	Donations	1010-20-38-18210-580200	DN UAAR 24-LRG-United Activists for Animal Rights Donation 2024, Lrg Dog	62,500	Allocate project budget
Community Development	1010	Donations	1010-20-38-18210-580200	DN UAAR 24-MED-United Activists for Animal Rights Donation 2024, Med Dog	62,500	Allocate project budget
Non-Department	1010	Administrative Charges	1010-99-99-91010-585020		(374,706)	Reallocation of budget
Non-Department	1010	Transfers in - from ZONE "E" EXT LDSC FUND	1010-99-99-91010-805013		374,706	Reallocation of budget
Non-Department	1010	Administrative Charges	1010-99-99-91010-585020		(115)	Reallocation of budget
Non-Department	1010	Transfers in - from ZONE "E" EXT LDSC FUND	1010-99-99-91010-805013		115	Reallocation of budget
<b>REVENUE TOTAL</b>					\$ -	

**CITY OF MORENO VALLEY  
GENERAL FUND  
FY 2024/25 Ratification Amendments**

Department	Fund	Account Description	General Ledger Account	Project	Amendment	Description - Ratification
Community Development	1010	Professional Svcs - Veterinary Svcs	1010-20-38-18210-620250		\$ (125,000)	Allocate project budget
Community Development	1010	Professional Svcs - Veterinary Svcs	1010-20-38-18210-620250	DN UAAR 24-LRG-United Activists for Animal Rights Donation 2024,Lrg Dog	62,500	Allocate project budget
Community Development	1010	Professional Svcs - Veterinary Svcs	1010-20-38-18210-620250	DN UAAR 24-MED-United Activists for Animal Rights Donation 2024, Med Dog	62,500	Allocate project budget
Police	1010	Oper Mtrls - Furn & Equip	1010-60-67-40210-630330		(6,551)	Reallocation of budget
Police	1010	Mach-Equip-Repl - Vehicles	1010-60-67-40210-660322		6,551	Reallocation of budget
<b>EXPENSE TOTAL</b>					\$ -	

**CITY OF MORENO VALLEY  
NON-GENERAL FUND  
FY 2024/25 Ratification Amendments**

Department	Fund	Account Description	General Ledger Account	Project	Amendment	Description - Ratification
City Manager	2512	Fed Grant-Operating Revenue	2512-30-36-72611-485000		\$ (1,979,019)	Budget true-up
Community Development	2715	Fed Grant-Operating Revenue	2715-20-26-72115-485000		(999)	JAG Grant true-up
Community Development	2715	Salaries-Temporary	2715-20-26-72115-611310		(999)	JAG Grant true-up
Financial & Management Svc	2050	CFD No. 2014-01	2050-30-79-25722		(872,501)	Allocate project budget
Financial & Management Svc	2050	CFD No. 2014-01	2050-30-79-25722	SD CFD 2014 01-Various Projects	872,501	Allocate project budget
Financial & Management Svc	5013	Zone E Extensive Landscape	5013-30-79-25705		(227,492)	Allocate project budget
Financial & Management Svc	5013	Zone E Extensive Landscape	5013-30-79-25705	SD Zone E-Various Projects	227,492	Allocate project budget
Financial & Management Svc	5014	LMD 2014-02 LANDSCAPE MAINT DIST	5014-30-79-25721		(2,648,712)	Allocate project budget
Financial & Management Svc	5014	LMD 2014-02 LANDSCAPE MAINT DIST	5014-30-79-25721	SD LMD Zone-Various Projects	2,648,712	Allocate project budget
Parks & Community Services	2350	State Grant-Operating Revenue	2350-50-92-75023-486000	PCS SPG-ARTS - PCS Spring Events, Festival of Arts	26,405	Allocate project budget
<b>REVENUE TOTAL</b>					\$ (1,954,612)	

Department	Fund	Account Description	General Ledger Account	Project	Amendment	Description - Ratification
City Manager	2512	SAL/BENE/OPERATING	2512-30-36-72611		\$ (1,979,019)	Budget true-up
Financial & Management Svc	2050	CFD No. 2014-01	2050-30-79-25722		(682,502)	Allocate project budget
Financial & Management Svc	2050	CFD No. 2014-01	2050-30-79-25722	SD CFD 2014 01-Various Projects	682,502	Allocate project budget
Financial & Management Svc	5013	SD Zone E & LMD 2014-02	5013-30-79-25705		(307,511)	Allocate project budget
Financial & Management Svc	5013	SD Zone E & LMD 2014-02	5013-30-79-25705	SD Zone E-Various Projects	307,511	Allocate project budget
Financial & Management Svc	5014	LMD 2014-02 LANDSCAPE MAINT DIST	5014-30-79-25721		(2,764,237)	Allocate project budget
Financial & Management Svc	5014	LMD 2014-02 LANDSCAPE MAINT DIST	5014-30-79-25721	SD LMD Zone-Various Projects	2,764,237	Allocate project budget
Human Resources	7010	Insurance - General	7010-18-21-14020-650110		(1,800,000)	Reallocation of budget
Human Resources	7010	Insurance - General	7010-18-22-18030-650110		1,800,000	Reallocation of budget
Parks & Community Svc	3000	CIP Other	3000-70-40-80003-720199	803 0057	(1,611,217)	Reallocation of budget
Parks & Community Svc	3000	CIP Other	3000-50-57-80003-720199	803 0057	1,611,217	Reallocation of budget
Parks & Community Svc	5011	Salaries-Temporary	5011-50-59-35312-611310		(2,886)	Allocate project budget
Parks & Community Svc	2350	Salaries-Temporary	2350-50-92-75023-611310	PCS SPG-ARTS - PCS Spring Events, Festival of Arts	2,886	Allocate project budget
Parks & Community Svc	2350	Salaries-Reimbursable (In/Out)	2350-50-92-75023-611510	PCS SPG-ARTS - PCS Spring Events, Festival of Arts	8,644	Allocate project budget
Parks & Community Svc	2350	Marketing Svcs - Advertising	2350-50-92-75023-620610	PCS SPG-ARTS - PCS Spring Events, Festival of Arts	875	Allocate project budget
Parks & Community Svc	2350	Contractual Svcs - Other	2350-50-92-75023-625099	PCS SPG-ARTS - PCS Spring Events, Festival of Arts	14,000	Allocate project budget
Parks & Community Svc	5011	Salaries-Temporary	5011-50-59-35312-611310	PCS SPG-ARTS - PCS Spring Events, Festival of Arts	2,886	Allocate project budget

CITY OF MORENO VALLEY  
NON-GENERAL FUND  
FY 2024/25 Ratification Amendments

EXHIBIT A

Department	Fund	Account Description	General Ledger Account	Project	Amendment	Description - Ratification
Parks & Community Svc	5011	Salaries-Reimbursable (In/Out)	5011-50-59-35312-611510		(8,644)	Allocate project budget
Parks & Community Svc	5011	Salaries-Reimbursable (In/Out)	5011-50-59-35312-611510	PCS SPG-ARTS - PCS Spring Events, Festival of Arts	8,644	Allocate project budget
Parks & Community Svc	5011	Marketing Svcs - Advertising	5011-50-59-35312-620610		(750)	Allocate project budget
Parks & Community Svc	5011	Marketing Svcs - Advertising	5011-50-59-35312-620610	PCS SPG-ARTS - PCS Spring Events, Festival of Arts	750	Allocate project budget
Parks & Community Svc	5011	Marketing Svcs - PR/Promotions	5011-50-59-35312-620620		(1,000)	Allocate project budget
Parks & Community Svc	5011	Marketing Svcs - PR/Promotions	5011-50-59-35312-620620	PCS SPG-ARTS - PCS Spring Events, Festival of Arts	1,000	Allocate project budget
Parks & Community Svc	5011	Contractual Svcs - Other	5011-50-59-35312-625099		(11,150)	Allocate project budget
Parks & Community Svc	5011	Contractual Svcs - Other	5011-50-59-35312-625099	PCS SPG-ARTS - PCS Spring Events, Festival of Arts	11,150	Allocate project budget
Parks & Community Svc	5011	Oper Mtrls - Recreation	5011-50-59-35312-630312		(3,150)	Allocate project budget
Parks & Community Svc	5011	Oper Mtrls - Recreation	5011-50-59-35312-630312	PCS SPG-ARTS - PCS Spring Events, Festival of Arts	3,150	Allocate project budget
Public Works	3008	CIP Other	3008-70-77-80001-720199	801 0112-3008-99	580,366	Reallocation of budget
Public Works	3008	CIP Other	3008-70-77-80001-720199	801 0110-3008-99	500,000	Reallocation of budget
Public Works	3008	CIP Other	3008-70-77-80001-720199	801 0096-3008-99	(1,080,366)	Reallocation of budget
Public Works	3008	CIP Other	3008-70-77-80001-720199	801 0097	(1,999,905)	Reallocation of budget
Public Works	3008	CIP Other	3008-70-77-80001-720199	801 0110	1,999,905	Reallocation of budget
<b>EXPENSE TOTAL</b>					<b>\$ (1,952,614)</b>	

City of Moreno Valley  
 FY 2023/24 - 2024/25  
 City Position Summary

Position Title	Adopted Qtrly					
	FY	FY	FY	FY	FY	FY
	2022/23	2023/24	2023/24	2023/24	2024/25	2024/25
No.	Adj.	Adj.	No.	Adj.	No.	
Accountant I	1	-	-	1	-	1
Accountant II	1	-	-	1	-	1
Accounting Assistant	3	(1)	-	2	-	2
Accounting Technician	1	-	-	1	-	1
Accounts Payable Supervisor	1	-	-	1	-	1
Administrative Assistant	7	3	-	10	-	10
Animal Care Technician	5	-	-	5	-	5
Animal Care Technician Supervisor	1	-	-	1	-	1
Animal Control Officer	6	-	-	6	-	6
Animal Rescue Coordinator	1	-	-	1	-	1
Animal Services Assistant	4	-	-	4	-	4
Animal Services Dispatcher	1	-	-	1	-	1
Animal Services Division Manager	1	-	-	1	-	1
Animal Services Field Supervisor	1	-	-	1	-	1
Animal Services License Inspector	1	-	-	1	-	1
Animal Services Office Supervisor	1	-	-	1	-	1
Applications & Database Administrator	1	-	-	1	-	1
Applications Analyst	1	1	-	2	-	2
Assistant City Manager (Administration)	1	-	-	1	-	1
Assistant City Manager (Development)	1	-	-	1	-	1
Assistant to the City Manager	1	-	-	1	-	1
Assistant Crossing Guard Supervisor	1	-	-	1	-	1
Assistant Engineer	2	-	-	2	-	2
Assistant Network Administrator	1	-	-	1	-	1
Associate Engineer I	2	-	-	2	-	2
Associate Engineer II	3	-	-	3	-	3
Associate Planner	4	-	-	4	-	4
Audio Visual Technician	2	-	-	2	-	2
Banquet Facility Representative	1	-	-	1	-	1
Building Division Manager/Official	1	-	-	1	-	1
Building Inspector II	4	(1)	-	3	-	3
Building Safety Supervisor	1	-	-	1	-	1
Business License Liaison	1	-	-	1	-	1
Chief Financial Officer	-	1	-	1	-	1
Child Care Assistant	4	-	-	4	-	4
Child Care Instructor II	4	-	-	4	-	4
Child Care Program Manager	1	-	-	1	-	1
Child Care Site Supervisor	4	-	-	4	-	4
City Manager	1	-	-	1	-	1
Community Development Director	1	-	-	1	-	1
Community Enhancement Division Manager	1	-	-	1	-	1
Community Enhancement Officer I	6	-	-	6	-	6
Community Enhancement Officer II	3	-	-	3	-	3
Community Enhancement Supervisor	1	-	-	1	-	1
Community Services Assistant Coordinator	4	-	-	4	-	4
Community Services Coordinator	4	-	-	4	-	4
Community Services Division Manager	-	1	-	1	-	1
Community Services Supervisor	4	-	-	4	-	4
Construction Inspector	2	-	-	2	-	2
Construction Inspector Supervisor	1	-	-	1	-	1
Crossing Guard	35	-	-	35	-	35
Crossing Guard Supervisor	1	-	-	1	-	1
Customer Service Manager	-	1	-	1	-	1
Deputy City Clerk	1	-	-	1	-	1
Deputy City Manager	1	-	-	1	-	1
Deputy Compliance Director	-	1	-	1	-	1
Deputy Finance Director	1	-	-	1	-	1
Economic Development Division Manager	2	-	-	2	-	2
Economic Development & Housing Director	-	1	-	1	-	1
Electric Utility Assistant Manager	-	-	1	1	-	1
Electric Utility Chief Engineer	1	-	(1)	-	-	-

City of Moreno Valley  
 FY 2023/24 - 2024/25  
 City Position Summary

Position Title	Adopted Qtrly					
	FY	FY	FY	FY	FY	FY
	2022/23	2023/24	2023/24	2023/24	2024/25	2024/25
No.	Adj.	Adj.	No.	Adj.	No.	
Electric Utility Division Manager	1	-	-	1	-	1
Electric Utility Program Coordinator	1	-	-	1	-	1
Emergency Management Coordinator	-	-	2	2	-	2
Emergency Management & Volunteer Services Program Manager	1	-	-	1	-	1
Emergency Management & Volunteer Services Program Specialist	1	-	(1)	-	-	-
Engineering Division Manager/Assistant City Engineer	1	-	-	1	-	1
Enterprise Systems Administrator	1	-	-	1	-	1
Equipment Operator	6	-	-	6	-	6
Executive Assistant I	5	-	-	5	-	5
Executive Assistant to Mayor/City Council	1	-	-	1	-	1
Facilities Maintenance Mechanic	1	-	-	1	-	1
Facilities Maintenance Worker	3	-	-	3	1	4
Financial Operations Division Manager	1	-	-	1	-	1
Financial Resources Division Manager	1	-	-	1	-	1
Fleet & Facilities Division Manager	-	1	-	1	-	1
Fleet & Facilities Maintenance Supervisor	1	-	-	1	-	1
GIS Administrator	1	-	-	1	-	1
GIS Applications Analyst	1	-	-	1	-	1
GIS Specialist	1	-	(1)	-	-	-
Grants Division Manager	1	-	-	1	-	1
Grants Program Manager	1	-	(1)	-	-	-
Human Resources Analyst	1	-	-	1	-	1
Human Resources Director	-	1	-	1	-	1
Human Resources Division Manager	1	-	-	1	-	1
Human Resources Technician	-	2	-	2	-	2
Information Technology Technician	2	-	-	2	-	2
Landscape Services Inspector	2	-	-	2	-	2
Lead Facilities Maintenance Worker	1	-	-	1	-	1
Lead Maintenance Worker	4	-	-	4	-	4
Lead Parks Maintenance Worker	7	-	-	7	-	7
Lead Traffic Sign/Marking Technician	2	-	-	2	-	2
Lead Vehicle/Equipment Technician	1	-	-	1	-	1
Maintenance & Operations Division Manager	1	-	-	1	-	1
Maintenance Worker I/II	27	-	-	27	-	27
Maintenance Worker/Work Release Coordinator	1	-	-	1	-	1
Management Aide	7	-	-	7	-	7
Management Analyst	8	(1)	-	7	-	7
Management Assistant	8	4	(2)	10	-	10
Manager of the Office of Mayor & City Council/City Clerk	1	-	-	1	-	1
Media & Communications Division Manager	1	-	-	1	-	1
Network Administrator	1	-	-	1	-	1
Network & Systems Specialist	1	-	-	1	-	1
Paralegal	1	-	-	1	-	1
Park Ranger	4	-	-	4	-	4
Parking Control Officer	2	-	-	2	-	2
Parks & Community Services Administration & Financial Services Division Manager	-	1	-	1	-	1
Parks & Community Services Deputy Director	1	(1)	-	-	-	-
Parks & Community Services Director	1	-	-	1	-	1
Parks & Landscape Services Division Manager	1	-	-	1	-	1
Parks Maintenance Supervisor	2	-	-	2	-	2
Parks Maintenance Worker	18	-	-	18	-	18
Parks Project Manager	1	-	-	1	-	1
Payroll Division Manager	-	-	1	1	-	1
Payroll Supervisor	1	-	(1)	-	-	-
Permit Technician	4	-	-	4	-	4
Planning Division Manager/Official	1	-	-	1	-	1
Power Supply Manager	-	-	1	1	-	1
Principal Accountant	1	-	-	1	-	1
Principal Engineer	2	-	-	2	-	2
Principal Engineer/City Traffic Engineer	1	-	-	1	-	1
Principal Planner	1	-	-	1	-	1

City of Moreno Valley  
 FY 2023/24 - 2024/25  
 City Position Summary

Position Title	Adopted Qtrly					
	FY	FY	FY	FY	FY	FY
	2022/23	2023/24	2023/24	2023/24	2024/25	2024/25
No.	Adj.	Adj.	No.	Adj.	No.	
Program Analyst	-	-	1	1	-	1
Public Information/Intergovernmental Relations Officer	1	-	-	1	-	1
Public Safety Contracts Administrator	1	-	-	1	-	1
Purchasing Division Manager	1	-	-	1	-	1
Public Works Director/City Engineer	1	-	-	1	-	1
Recycling Specialist	1	1	-	2	-	2
Registered Veterinary Technician	1	-	-	1	-	1
Resource Analyst	-	1	(1)	-	-	-
Security Guard	2	-	-	2	-	2
Senior Accountant	4	-	-	4	-	4
Senior Administrative Assistant	13	(1)	(1)	11	(1)	10
Senior Applications Analyst	1	1	-	2	-	2
Senior Building Inspector	-	1	-	1	-	1
Senior Community Enhancement Officer	2	-	-	2	-	2
Senior Construction Inspector	2	-	-	2	-	2
Senior Deputy City Clerk	1	-	-	1	-	1
Senior Electrical Engineer	1	-	-	1	-	1
Senior Engineer, P.E.	5	-	-	5	-	5
Senior Equipment Operator	1	-	-	1	-	1
Senior Graphics Designer	1	-	-	1	-	1
Senior Human Resources Analyst	1	-	-	1	-	1
Senior Landscape Services Inspector	1	-	-	1	-	1
Senior Management Analyst	13	3	1	17	-	17
Senior Office Assistant	3	-	-	3	-	3
Senior Parking Control Officer	1	-	-	1	-	1
Senior Parks Maintenance Technician	2	-	-	2	-	2
Senior Payroll Technician	1	-	-	1	-	1
Senior Permit Technician	3	-	-	3	-	3
Senior Planner	1	-	-	1	-	1
Senior Risk Analyst	-	1	-	1	-	1
Senior Telecommunications Technician	1	-	-	1	-	1
Senior Traffic Signal Technician	1	-	-	1	-	1
Special Districts Division Manager	1	-	-	1	-	1
Special Events & Facilities Division Manager	1	-	-	1	-	1
Storekeeper	1	1	-	2	-	2
Strategic Initiatives Manager	1	-	-	1	-	1
Street Maintenance Supervisor	2	-	-	2	-	2
Telecommunications Engineer/Administrator	1	-	-	1	-	1
Telecommunications Technician	1	-	1	2	-	2
Traffic Operations Supervisor	1	-	-	1	-	1
Traffic Signal Technician	2	-	-	2	-	2
Traffic Sign/Marking Technician I	1	-	-	1	-	1
Traffic Sign/Marking Technician II	2	-	-	2	-	2
Utility Finance Manager	-	1	-	1	-	1
Vehicle/Equipment Technician	3	-	-	3	-	3
<b>Total</b>	<b>381</b>	<b>22</b>	<b>(1)</b>	<b>402</b>	<b>-</b>	<b>402</b>

Note: Excludes City Council Members, Planning Commissioners and temporary positions.

Per Municipal Code 2.18.010, the Planning Commission shall consist of seven members who shall receive such compensation as may be established from time to time by resolution of the City Council.

**CITY OF MORENO VALLEY**

**SALARY SCALE - CAREER POSITIONS**

EFFECTIVE 07/06/2024

Exhibit C

TITLE	GRP	GRADE										
			A	B	C	D	E	F	G	H	I	
			5.0%	5.0%	5.0%	5.0%	5.0%	5.0%	5.0%	2.5%	2.5%	
Accountant I	NE	C22	Annual	75,628.80	79,414.40	83,387.20	87,547.20	91,915.20	96,512.00	101,337.60	103,875.20	106,475.20
			Monthly	6,302.40	6,617.87	6,948.93	7,295.60	7,659.60	8,042.67	8,444.80	8,656.27	8,872.93
			Hourly	36.3600	38.1800	40.0900	42.0900	44.1900	46.4000	48.7200	49.9400	51.1900
Accountant II	PAM	C24	Annual	83,387.20	87,547.20	91,915.20	96,512.00	101,337.60	106,412.80	111,737.60	114,524.80	117,395.20
			Monthly	6,948.93	7,295.60	7,659.60	8,042.67	8,444.80	8,867.73	9,311.47	9,543.73	9,782.93
			Hourly	40.0900	42.0900	44.1900	46.4000	48.7200	51.1600	53.7200	55.0600	56.4400
Accounting Assistant	NE	C14	Annual	51,209.60	53,768.00	56,451.20	59,280.00	62,254.40	65,374.40	68,640.00	70,366.40	72,134.40
			Monthly	4,267.47	4,480.67	4,704.27	4,940.00	5,187.87	5,447.87	5,720.00	5,863.87	6,011.20
			Hourly	24.6200	25.8500	27.1400	28.5000	29.9300	31.4300	33.0000	33.8300	34.6800
Accounting Technician	NE	C17	Annual	59,280.00	62,254.40	65,374.40	68,640.00	72,072.00	75,670.40	79,456.00	81,452.80	83,491.20
			Monthly	4,940.00	5,187.87	5,447.87	5,720.00	6,006.00	6,305.87	6,621.33	6,787.73	6,957.60
			Hourly	28.5000	29.9300	31.4300	33.0000	34.6500	36.3800	38.2000	39.1600	40.1400
Accounts Payable Supervisor	NE	C22	Annual	75,628.80	79,414.40	83,387.20	87,547.20	91,915.20	96,512.00	101,337.60	103,875.20	106,475.20
			Monthly	6,302.40	6,617.87	6,948.93	7,295.60	7,659.60	8,042.67	8,444.80	8,656.27	8,872.93
			Hourly	36.3600	38.1800	40.0900	42.0900	44.1900	46.4000	48.7200	49.9400	51.1900
Administrative Assistant	NE	C16	Annual	56,451.20	59,280.00	62,254.40	65,374.40	68,640.00	72,072.00	75,670.40	77,563.20	79,497.60
			Monthly	4,704.27	4,940.00	5,187.87	5,447.87	5,720.00	6,006.00	6,305.87	6,463.60	6,624.80
			Hourly	27.1400	28.5000	29.9300	31.4300	33.0000	34.6500	36.3800	37.2900	38.2200
Animal Care Technician	NE	C11	Annual	44,241.60	46,446.40	48,776.00	51,209.60	53,768.00	56,451.20	59,280.00	60,756.80	62,275.20
			Monthly	3,686.80	3,870.53	4,064.67	4,267.47	4,480.67	4,704.27	4,940.00	5,063.07	5,189.60
			Hourly	21.2700	22.3300	23.4500	24.6200	25.8500	27.1400	28.5000	29.2100	29.9400
Animal Care Technician Supervisor	PAM	C21	Annual	72,051.20	75,649.60	79,435.20	83,408.00	87,588.80	91,977.60	96,574.40	98,987.20	101,462.40
			Monthly	6,004.27	6,304.13	6,619.60	6,950.67	7,299.07	7,664.80	8,047.87	8,248.93	8,455.20
			Hourly	34.6400	36.3700	38.1900	40.1000	42.1100	44.2200	46.4300	47.5900	48.7800
Animal Control Officer	NE	C15	Annual	53,768.00	56,451.20	59,280.00	62,254.40	65,374.40	68,640.00	72,072.00	73,881.60	75,732.80
			Monthly	4,480.67	4,704.27	4,940.00	5,187.87	5,447.87	5,720.00	6,006.00	6,156.80	6,311.07
			Hourly	25.8500	27.1400	28.5000	29.9300	31.4300	33.0000	34.6500	35.5200	36.4100
Animal Rescue Coordinator	NE	C11	Annual	44,241.60	46,446.40	48,776.00	51,209.60	53,768.00	56,451.20	59,280.00	60,756.80	62,275.20
			Monthly	3,686.80	3,870.53	4,064.67	4,267.47	4,480.67	4,704.27	4,940.00	5,063.07	5,189.60
			Hourly	21.2700	22.3300	23.4500	24.6200	25.8500	27.1400	28.5000	29.2100	29.9400
Animal Services Assistant	NE	C10	Annual	42,120.00	44,220.80	46,425.60	48,755.20	51,188.80	53,747.20	56,430.40	57,844.80	59,300.80
			Monthly	3,510.00	3,685.07	3,868.80	4,062.93	4,265.73	4,478.93	4,702.53	4,820.40	4,941.73
			Hourly	20.2500	21.2600	22.3200	23.4400	24.6100	25.8400	27.1300	27.8100	28.5100
Animal Services Dispatcher	NE	C10	Annual	42,120.00	44,220.80	46,425.60	48,755.20	51,188.80	53,747.20	56,430.40	57,844.80	59,300.80
			Monthly	3,510.00	3,685.07	3,868.80	4,062.93	4,265.73	4,478.93	4,702.53	4,820.40	4,941.73
			Hourly	20.2500	21.2600	22.3200	23.4400	24.6100	25.8400	27.1300	27.8100	28.5100
Animal Services Division Manager	DMG	C30	Annual	111,758.40	117,353.60	123,219.20	129,376.00	135,844.80	142,646.40	149,780.80	153,524.80	157,372.80
			Monthly	9,313.20	9,779.47	10,268.27	10,781.33	11,320.40	11,887.20	12,481.73	12,793.73	13,114.40
			Hourly	53.7300	56.4200	59.2400	62.2000	65.3100	68.5800	72.0100	73.8100	75.6600



**CITY OF MORENO VALLEY**

**SALARY SCALE - CAREER POSITIONS**

EFFECTIVE 07/06/2024

Exhibit C

TITLE	GRP	GRADE										
			A	B	C	D	E	F	G	H	I	
			5.0%	5.0%	5.0%	5.0%	5.0%	5.0%	5.0%	2.5%	2.5%	
Animal Services Field Supervisor	PAM	C22	Annual	75,628.80	79,414.40	83,387.20	87,547.20	91,915.20	96,512.00	101,337.60	103,875.20	106,475.20
			Monthly	6,302.40	6,617.87	6,948.93	7,295.60	7,659.60	8,042.67	8,444.80	8,656.27	8,872.93
			Hourly	36.3600	38.1800	40.0900	42.0900	44.1900	46.4000	48.7200	49.9400	51.1900
Animal Services License Inspector	NE	C11	Annual	44,241.60	46,446.40	48,776.00	51,209.60	53,768.00	56,451.20	59,280.00	60,756.80	62,275.20
			Monthly	3,686.80	3,870.53	4,064.67	4,267.47	4,480.67	4,704.27	4,940.00	5,063.07	5,189.60
			Hourly	21.2700	22.3300	23.4500	24.6200	25.8500	27.1400	28.5000	29.2100	29.9400
Animal Services Office Supervisor	PAM	C21	Annual	72,051.20	75,649.60	79,435.20	83,408.00	87,588.80	91,977.60	96,574.40	98,987.20	101,462.40
			Monthly	6,004.27	6,304.13	6,619.60	6,950.67	7,299.07	7,664.80	8,047.87	8,248.93	8,455.20
			Hourly	34.6400	36.3700	38.1900	40.1000	42.1100	44.2200	46.4300	47.5900	48.7800
Applications & Database Administrator	PAM	C29	Annual	106,412.80	111,737.60	117,332.80	123,198.40	129,355.20	135,824.00	142,625.60	146,182.40	149,843.20
			Monthly	8,867.73	9,311.47	9,777.73	10,266.53	10,779.60	11,318.67	11,885.47	12,181.87	12,486.93
			Hourly	51.1600	53.7200	56.4100	59.2300	62.1900	65.3000	68.5700	70.2800	72.0400
Applications Analyst	PAM	C25	Annual	87,568.00	91,956.80	96,553.60	101,379.20	106,454.40	111,779.20	117,374.40	120,307.20	123,323.20
			Monthly	7,297.33	7,663.07	8,046.13	8,448.27	8,871.20	9,314.93	9,781.20	10,025.60	10,276.93
			Hourly	42.1000	44.2100	46.4200	48.7400	51.1800	53.7400	56.4300	57.8400	59.2900
Assistant to the City Manager	PAM	C24	Annual	83,387.20	87,547.20	91,915.20	96,512.00	101,337.60	106,412.80	111,737.60	114,524.80	117,395.20
			Monthly	6,948.93	7,295.60	7,659.60	8,042.67	8,444.80	8,867.73	9,311.47	9,543.73	9,782.93
			Hourly	40.0900	42.0900	44.1900	46.4000	48.7200	51.1600	53.7200	55.0600	56.4400
Assistant Crossing Guard Supervisor	NE	C05	Annual	38,209.60	38,209.60	40,123.20	42,120.00	42,120.00	44,220.80	44,220.80	46,425.60	46,425.60
			Monthly	3,184.13	3,184.13	3,343.60	3,510.00	3,510.00	3,685.07	3,685.07	3,868.80	3,868.80
			Hourly	18.3700	19.2900	19.2900	20.2500	20.2500	21.2600	21.2600	22.3200	22.3200
Assistant Engineer	PAM	C25	Annual	87,568.00	91,956.80	96,553.60	101,379.20	106,454.40	111,779.20	117,374.40	120,307.20	123,323.20
			Monthly	7,297.33	7,663.07	8,046.13	8,448.27	8,871.20	9,314.93	9,781.20	10,025.60	10,276.93
			Hourly	42.1000	44.2100	46.4200	48.7400	51.1800	53.7400	56.4300	57.8400	59.2900
Assistant Network Administrator	PAM	C26	Annual	91,936.00	96,532.80	101,358.40	106,433.60	111,758.40	117,353.60	123,219.20	126,297.60	129,459.20
			Monthly	7,661.33	8,044.40	8,446.53	8,869.47	9,313.20	9,779.47	10,268.27	10,524.80	10,788.27
			Hourly	44.2000	46.4100	48.7300	51.1700	53.7300	56.4200	59.2400	60.7200	62.2400
Associate Engineer I	PAM	C28	Annual	101,358.40	106,433.60	111,758.40	117,353.60	123,219.20	129,376.00	135,844.80	139,235.20	142,708.80
			Monthly	8,446.53	8,869.47	9,313.20	9,779.47	10,268.27	10,781.33	11,320.40	11,602.93	11,892.40
			Hourly	48.7300	51.1700	53.7300	56.4200	59.2400	62.2000	65.3100	66.9400	68.6100
Associate Engineer II	PAM	C29	Annual	106,412.80	111,737.60	117,332.80	123,198.40	129,355.20	135,824.00	142,625.60	146,182.40	149,843.20
			Monthly	8,867.73	9,311.47	9,777.73	10,266.53	10,779.60	11,318.67	11,885.47	12,181.87	12,486.93
			Hourly	51.1600	53.7200	56.4100	59.2300	62.1900	65.3000	68.5700	70.2800	72.0400
Associate Planner	PAM	C25	Annual	87,568.00	91,956.80	96,553.60	101,379.20	106,454.40	111,779.20	117,374.40	120,307.20	123,323.20
			Monthly	7,297.33	7,663.07	8,046.13	8,448.27	8,871.20	9,314.93	9,781.20	10,025.60	10,276.93
			Hourly	42.1000	44.2100	46.4200	48.7400	51.1800	53.7400	56.4300	57.8400	59.2900
Audio Visual Technician	NE	C18	Annual	62,233.60	65,353.60	68,619.20	72,051.20	75,649.60	79,435.20	83,408.00	85,488.00	87,630.40
			Monthly	5,186.13	5,446.13	5,718.27	6,004.27	6,304.13	6,619.60	6,950.67	7,124.00	7,302.53
			Hourly	29.9200	31.4200	32.9900	34.6400	36.3700	38.1900	40.1000	41.1000	42.1300

**CITY OF MORENO VALLEY**

**SALARY SCALE - CAREER POSITIONS**

EFFECTIVE 07/06/2024

Exhibit C

TITLE	GRP	GRADE										
			A	B	C	D	E	F	G	H	I	
			5.0%		5.0%	5.0%	5.0%	5.0%	5.0%	2.5%	2.5%	
Banquet Facility Representative	PAM	C19	Annual	65,332.80	68,598.40	72,030.40	75,628.80	79,414.40	83,387.20	87,547.20	89,731.20	91,977.60
			Monthly	5,444.40	5,716.53	6,002.53	6,302.40	6,617.87	6,948.93	7,295.60	7,477.60	7,664.80
			Hourly	31.4100	32.9800	34.6300	36.3600	38.1800	40.0900	42.0900	43.1400	44.2200
Building Division Manager/Official	DMG	C34	Annual	145,745.60	153,025.60	160,680.00	168,708.80	177,153.60	186,014.40	195,312.00	200,200.00	205,212.80
			Monthly	12,145.47	12,752.13	13,390.00	14,059.07	14,762.80	15,501.20	16,276.00	16,683.33	17,101.07
			Hourly	70.0700	73.5700	77.2500	81.1100	85.1700	89.4300	93.9000	96.2500	98.6600
Building Inspector II	NE	C24	Annual	83,387.20	87,547.20	91,915.20	96,512.00	101,337.60	106,412.80	111,737.60	114,524.80	117,395.20
			Monthly	6,948.93	7,295.60	7,659.60	8,042.67	8,444.80	8,867.73	9,311.47	9,543.73	9,782.93
			Hourly	40.0900	42.0900	44.1900	46.4000	48.7200	51.1600	53.7200	55.0600	56.4400
Building Safety Supervisor	PAM	C27	Annual	96,532.80	101,358.40	106,433.60	111,758.40	117,353.60	123,219.20	129,376.00	132,620.80	135,928.00
			Monthly	8,044.40	8,446.53	8,869.47	9,313.20	9,779.47	10,268.27	10,781.33	11,051.73	11,327.33
			Hourly	46.4100	48.7300	51.1700	53.7300	56.4200	59.2400	62.2000	63.7600	65.3500
Business License Liaison	NE	C16	Annual	56,451.20	59,280.00	62,254.40	65,374.40	68,640.00	72,072.00	75,670.40	77,563.20	79,497.60
			Monthly	4,704.27	4,940.00	5,187.87	5,447.87	5,720.00	6,006.00	6,305.87	6,463.60	6,624.80
			Hourly	27.1400	28.5000	29.9300	31.4300	33.0000	34.6500	36.3800	37.2900	38.2200
Child Care Assistant	GRA	CC09	Annual	36,628.80	40,768.00	42,806.40	44,948.80	47,195.20	49,545.60	52,020.80	54,620.80	57,345.60
			Monthly	3,052.40	3,397.33	3,567.20	3,745.73	3,932.93	4,128.80	4,335.07	4,551.73	4,778.80
			Hourly	18.6700	19.6000	20.5800	21.6100	22.6900	23.8200	25.0100	26.2600	27.5700
Child Care Instructor II	GRA	CC11	Annual	41,953.60	44,054.40	46,259.20	48,568.00	51,001.60	53,560.00	56,243.20	57,657.60	59,092.80
			Monthly	3,496.13	3,671.20	3,854.93	4,047.33	4,250.13	4,463.33	4,686.93	4,804.80	4,924.40
			Hourly	20.1700	21.1800	22.2400	23.3500	24.5200	25.7500	27.0400	27.7200	28.4100
Child Care Program Manager	PAM	C19	Annual	65,332.80	68,598.40	72,030.40	75,628.80	79,414.40	83,387.20	87,547.20	89,731.20	91,977.60
			Monthly	5,444.40	5,716.53	6,002.53	6,302.40	6,617.87	6,948.93	7,295.60	7,477.60	7,664.80
			Hourly	31.4100	32.9800	34.6300	36.3600	38.1800	40.0900	42.0900	43.1400	44.2200
Child Care Site Supervisor	GRA	C15	Annual	53,768.00	56,451.20	59,280.00	62,254.40	65,374.40	68,640.00	72,072.00	73,881.60	75,732.80
			Monthly	4,480.67	4,704.27	4,940.00	5,187.87	5,447.87	5,720.00	6,006.00	6,156.80	6,311.07
			Hourly	25.8500	27.1400	28.5000	29.9300	31.4300	33.0000	34.6500	35.5200	36.4100
Community Enhancement Division Manager	DMG	C30	Annual	111,758.40	117,353.60	123,219.20	129,376.00	135,844.80	142,646.40	149,780.80	153,524.80	157,372.80
			Monthly	9,313.20	9,779.47	10,268.27	10,781.33	11,320.40	11,887.20	12,481.73	12,793.73	13,114.40
			Hourly	53.7300	56.4200	59.2400	62.2000	65.3100	68.5800	72.0100	73.8100	75.6600
Community Enhancement Officer I	NE	C18	Annual	62,233.60	65,353.60	68,619.20	72,051.20	75,649.60	79,435.20	83,408.00	85,488.00	87,630.40
			Monthly	5,186.13	5,446.13	5,718.27	6,004.27	6,304.13	6,619.60	6,950.67	7,124.00	7,302.53
			Hourly	29.9200	31.4200	32.9900	34.6400	36.3700	38.1900	40.1000	41.1000	42.1300
Community Enhancement Officer II	NE	C20	Annual	68,598.40	72,030.40	75,628.80	79,414.40	83,387.20	87,547.20	91,915.20	94,203.20	96,553.60
			Monthly	5,716.53	6,002.53	6,302.40	6,617.87	6,948.93	7,295.60	7,659.60	7,850.27	8,046.13
			Hourly	32.9800	34.6300	36.3600	38.1800	40.0900	42.0900	44.1900	45.2900	46.4200
Community Enhancement Supervisor	PAM	C23	Annual	79,435.20	83,408.00	87,588.80	91,977.60	96,574.40	101,400.00	106,475.20	109,137.60	111,862.40
			Monthly	6,619.60	6,950.67	7,299.07	7,664.80	8,047.87	8,450.00	8,872.93	9,094.80	9,321.87
			Hourly	38.1900	40.1000	42.1100	44.2200	46.4300	48.7500	51.1900	52.4700	53.7800

**CITY OF MORENO VALLEY**

**SALARY SCALE - CAREER POSITIONS**

EFFECTIVE 07/06/2024

Exhibit C

TITLE	GRP	GRADE										
				A	B	C	D	E	F	G	H	I
				5.0%	5.0%	5.0%	5.0%	5.0%	5.0%	5.0%	2.5%	2.5%
Community Services Assistant Coordinator	NE	C08	Annual	38,209.60	40,123.20	42,120.00	44,220.80	46,425.60	48,755.20	51,188.80	52,478.40	53,788.80
			Monthly	3,184.13	3,343.60	3,510.00	3,685.07	3,868.80	4,062.93	4,265.73	4,373.20	4,482.40
			Hourly	18.3700	19.2900	20.2500	21.2600	22.3200	23.4400	24.6100	25.2300	25.8600
Community Services Coordinator	NE	C10	Annual	42,120.00	44,220.80	46,425.60	48,755.20	51,188.80	53,747.20	56,430.40	57,844.80	59,300.80
			Monthly	3,510.00	3,685.07	3,868.80	4,062.93	4,265.73	4,478.93	4,702.53	4,820.40	4,941.73
			Hourly	20.2500	21.2600	22.3200	23.4400	24.6100	25.8400	27.1300	27.8100	28.5100
Community Services Division Manager	DMG	C30	Annual	111,758.40	117,353.60	123,219.20	129,376.00	135,844.80	142,646.40	149,780.80	153,524.80	157,372.80
			Monthly	9,313.20	9,779.47	10,268.27	10,781.33	11,320.40	11,887.20	12,481.73	12,793.73	13,114.40
			Hourly	53.7300	56.4200	59.2400	62.2000	65.3100	68.5800	72.0100	73.8100	75.6600
Community Services Supervisor	PAM	C19	Annual	65,332.80	68,598.40	72,030.40	75,628.80	79,414.40	83,387.20	87,547.20	89,731.20	91,977.60
			Monthly	5,444.40	5,716.53	6,002.53	6,302.40	6,617.87	6,948.93	7,295.60	7,477.60	7,664.80
			Hourly	31.4100	32.9800	34.6300	36.3600	38.1800	40.0900	42.0900	43.1400	44.2200
Construction Inspector	NE	C22	Annual	75,628.80	79,414.40	83,387.20	87,547.20	91,915.20	96,512.00	101,337.60	103,875.20	106,475.20
			Monthly	6,302.40	6,617.87	6,948.93	7,295.60	7,659.60	8,042.67	8,444.80	8,656.27	8,872.93
			Hourly	36.3600	38.1800	40.0900	42.0900	44.1900	46.4000	48.7200	49.9400	51.1900
Construction Inspector Supervisor	PAM	C25	Annual	87,568.00	91,956.80	96,553.60	101,379.20	106,454.40	111,779.20	117,374.40	120,307.20	123,323.20
			Monthly	7,297.33	7,663.07	8,046.13	8,448.27	8,871.20	9,314.93	9,781.20	10,025.60	10,276.93
			Hourly	42.1000	44.2100	46.4200	48.7400	51.1800	53.7400	56.4300	57.8400	59.2900
Crossing Guard Supervisor	NE	C07	Annual	38,209.60	40,123.20	42,120.00	44,220.80	46,425.60	48,755.20	51,188.80	52,478.40	53,788.80
			Monthly	3,184.13	3,343.60	3,510.00	3,685.07	3,868.80	4,062.93	4,265.73	4,373.20	4,482.40
			Hourly	18.3700	19.2900	20.2500	21.2600	22.3200	23.4400	24.6100	25.2300	25.8600
Customer Service Manager	PAM	C26	Annual	91,936.00	96,532.80	101,358.40	106,433.60	111,758.40	117,353.60	123,219.20	126,297.60	129,459.20
			Monthly	7,661.33	8,044.40	8,446.53	8,869.47	9,313.20	9,779.47	10,268.27	10,524.80	10,788.27
			Hourly	44.2000	46.4100	48.7300	51.1700	53.7300	56.4200	59.2400	60.7200	62.2400
Deputy City Clerk	NE	C17	Annual	59,280.00	62,254.40	65,374.40	68,640.00	72,072.00	75,670.40	79,456.00	81,452.80	83,491.20
			Monthly	4,940.00	5,187.87	5,447.87	5,720.00	6,006.00	6,305.87	6,621.33	6,787.73	6,957.60
			Hourly	28.5000	29.9300	31.4300	33.0000	34.6500	36.3800	38.2000	39.1600	40.1400
Deputy City Manager	DMG	C30	Annual	111,758.40	117,353.60	123,219.20	129,376.00	135,844.80	142,646.40	149,780.80	153,524.80	157,372.80
			Monthly	9,313.20	9,779.47	10,268.27	10,781.33	11,320.40	11,887.20	12,481.73	12,793.73	13,114.40
			Hourly	53.7300	56.4200	59.2400	62.2000	65.3100	68.5800	72.0100	73.8100	75.6600
Deputy Compliance Director	DMG	C35	Annual	153,046.40	160,700.80	168,729.60	177,174.40	186,035.20	195,332.80	205,108.80	210,246.40	215,508.80
			Monthly	12,753.87	13,391.73	14,060.80	14,764.53	15,502.93	16,277.73	17,092.40	17,520.53	17,959.07
			Hourly	73.5800	77.2600	81.1200	85.1800	89.4400	93.9100	98.6100	101.0800	103.6100
Deputy Finance Director	DMG	C34	Annual	145,745.60	153,025.60	160,680.00	168,708.80	177,153.60	186,014.40	195,312.00	200,200.00	205,212.80
			Monthly	12,145.47	12,752.13	13,390.00	14,059.07	14,762.80	15,501.20	16,276.00	16,683.33	17,101.07
			Hourly	70.0700	73.5700	77.2500	81.1100	85.1700	89.4300	93.9000	96.2500	98.6600
Economic Development Division Manager	DMG	C30	Annual	111,758.40	117,353.60	123,219.20	129,376.00	135,844.80	142,646.40	149,780.80	153,524.80	157,372.80
			Monthly	9,313.20	9,779.47	10,268.27	10,781.33	11,320.40	11,887.20	12,481.73	12,793.73	13,114.40
			Hourly	53.7300	56.4200	59.2400	62.2000	65.3100	68.5800	72.0100	73.8100	75.6600

**CITY OF MORENO VALLEY**

**SALARY SCALE - CAREER POSITIONS**

**EFFECTIVE 07/06/2024**

Exhibit C

TITLE	GRP	GRADE										
			A	B	C	D	E	F	G	H	I	
				5.0%	5.0%	5.0%	5.0%	5.0%	5.0%	2.5%	2.5%	
Electric Utility Assistant Manager	PAM	C34	Annual	145,745.60	153,025.60	160,680.00	168,708.80	177,153.60	186,014.40	195,312.00	200,200.00	205,212.80
			Monthly	12,145.47	12,752.13	13,390.00	14,059.07	14,762.80	15,501.20	16,276.00	16,683.33	17,101.07
			Hourly	70.0700	73.5700	77.2500	81.1100	85.1700	89.4300	93.9000	96.2500	98.6600
Electric Utility Division Manager	DMG	C36	Annual	168,438.40	176,862.40	185,702.40	194,979.20	204,734.40	214,968.00	225,721.60	231,358.40	237,140.80
			Monthly	14,036.53	14,738.53	15,475.20	16,248.27	17,061.20	17,914.00	18,810.13	19,279.87	19,761.73
			Hourly	80.9800	85.0300	89.2800	93.7400	98.4300	103.3500	108.5200	111.2300	114.0100
Electric Utility Program Coordinator	PAM	C27	Annual	96,532.80	101,358.40	106,433.60	111,758.40	117,353.60	123,219.20	129,376.00	132,620.80	135,928.00
			Monthly	8,044.40	8,446.53	8,869.47	9,313.20	9,779.47	10,268.27	10,781.33	11,051.73	11,327.33
			Hourly	46.4100	48.7300	51.1700	53.7300	56.4200	59.2400	62.2000	63.7600	65.3500
Emergency Management Coordinator	PAM	C22	Annual	75,628.80	79,414.40	83,387.20	87,547.20	91,915.20	96,512.00	101,337.60	103,875.20	106,475.20
			Monthly	6,302.40	6,617.87	6,948.93	7,295.60	7,659.60	8,042.67	8,444.80	8,656.27	8,872.93
			Hourly	36.3600	38.1800	40.0900	42.0900	44.1900	46.4000	48.7200	49.9400	51.1900
Emergency Management & Volunteer Services Program Manager	DMG	C30	Annual	111,758.40	117,353.60	123,219.20	129,376.00	135,844.80	142,646.40	149,780.80	153,524.80	157,372.80
			Monthly	9,313.20	9,779.47	10,268.27	10,781.33	11,320.40	11,887.20	12,481.73	12,793.73	13,114.40
			Hourly	53.7300	56.4200	59.2400	62.2000	65.3100	68.5800	72.0100	73.8100	75.6600
Engineering Division Manager/Assistant City Engineer	DMG	C34	Annual	145,745.60	153,025.60	160,680.00	168,708.80	177,153.60	186,014.40	195,312.00	200,200.00	205,212.80
			Monthly	12,145.47	12,752.13	13,390.00	14,059.07	14,762.80	15,501.20	16,276.00	16,683.33	17,101.07
			Hourly	70.0700	73.5700	77.2500	81.1100	85.1700	89.4300	93.9000	96.2500	98.6600
Enterprise Systems Administrator	PAM	C31	Annual	117,332.80	123,198.40	129,355.20	135,824.00	142,625.60	149,760.00	157,248.00	161,179.20	165,214.40
			Monthly	9,777.73	10,266.53	10,779.60	11,318.67	11,885.47	12,480.00	13,104.00	13,431.60	13,767.87
			Hourly	56.4100	59.2300	62.1900	65.3000	68.5700	72.0000	75.6000	77.4900	79.4300
Equipment Operator	NE	C17	Annual	59,280.00	62,254.40	65,374.40	68,640.00	72,072.00	75,670.40	79,456.00	81,452.80	83,491.20
			Monthly	4,940.00	5,187.87	5,447.87	5,720.00	6,006.00	6,305.87	6,621.33	6,787.73	6,957.60
			Hourly	28.5000	29.9300	31.4300	33.0000	34.6500	36.3800	38.2000	39.1600	40.1400
Executive Assistant I	NE	C19	Annual	65,332.80	68,598.40	72,030.40	75,628.80	79,414.40	83,387.20	87,547.20	89,731.20	91,977.60
			Monthly	5,444.40	5,716.53	6,002.53	6,302.40	6,617.87	6,948.93	7,295.60	7,477.60	7,664.80
			Hourly	31.4100	32.9800	34.6300	36.3600	38.1800	40.0900	42.0900	43.1400	44.2200
Executive Assistant to Mayor/City Council	DMG	C30	Annual	111,758.40	117,353.60	123,219.20	129,376.00	135,844.80	142,646.40	149,780.80	153,524.80	157,372.80
			Monthly	9,313.20	9,779.47	10,268.27	10,781.33	11,320.40	11,887.20	12,481.73	12,793.73	13,114.40
			Hourly	53.7300	56.4200	59.2400	62.2000	65.3100	68.5800	72.0100	73.8100	75.6600
Facilities Maintenance Mechanic	NE	C15	Annual	53,768.00	56,451.20	59,280.00	62,254.40	65,374.40	68,640.00	72,072.00	73,881.60	75,732.80
			Monthly	4,480.67	4,704.27	4,940.00	5,187.87	5,447.87	5,720.00	6,006.00	6,156.80	6,311.07
			Hourly	25.8500	27.1400	28.5000	29.9300	31.4300	33.0000	34.6500	35.5200	36.4100
Facilities Maintenance Worker	NE	C13	Annual	48,755.20	51,188.80	53,747.20	56,430.40	59,259.20	62,212.80	65,332.80	66,976.00	68,660.80
			Monthly	4,062.93	4,265.73	4,478.93	4,702.53	4,938.27	5,184.40	5,444.40	5,581.33	5,721.73
			Hourly	23.4400	24.6100	25.8400	27.1300	28.4900	29.9100	31.4100	32.2000	33.0100
Financial Operations Division Manager	DMG	C33	Annual	135,574.40	142,355.20	149,468.80	156,936.00	164,777.60	173,014.40	181,667.20	186,201.60	190,860.80
			Monthly	11,297.87	11,862.93	12,455.73	13,078.00	13,731.47	14,417.87	15,138.93	15,516.80	15,905.07
			Hourly	65.1800	68.4400	71.8600	75.4500	79.2200	83.1800	87.3400	89.5200	91.7600

**CITY OF MORENO VALLEY**

**SALARY SCALE - CAREER POSITIONS**

EFFECTIVE 07/06/2024

Exhibit C

TITLE	GRP	GRADE										
			A	B	C	D	E	F	G	H	I	
			5.0%		5.0%	5.0%	5.0%	5.0%	5.0%	2.5%	2.5%	
Financial Resources Division Manager	DMG	C33	Annual	135,574.40	142,355.20	149,468.80	156,936.00	164,777.60	173,014.40	181,667.20	186,201.60	190,860.80
			Monthly	11,297.87	11,862.93	12,455.73	13,078.00	13,731.47	14,417.87	15,138.93	15,516.80	15,905.07
			Hourly	65.1800	68.4400	71.8600	75.4500	79.2200	83.1800	87.3400	89.5200	91.7600
Fleet & Facilities Division Manager	DMG	C31	Annual	117,332.80	123,198.40	129,355.20	135,824.00	142,625.60	149,760.00	157,248.00	161,179.20	165,214.40
			Monthly	9,777.73	10,266.53	10,779.60	11,318.67	11,885.47	12,480.00	13,104.00	13,431.60	13,767.87
			Hourly	56.4100	59.2300	62.1900	65.3000	68.5700	72.0000	75.6000	77.4900	79.4300
Fleet & Facilities Maintenance Supervisor	PAM	C27	Annual	96,532.80	101,358.40	106,433.60	111,758.40	117,353.60	123,219.20	129,376.00	132,620.80	135,928.00
			Annual	8,044.40	8,446.53	8,869.47	9,313.20	9,779.47	10,268.27	10,781.33	11,051.73	11,327.33
			Hourly	46.4100	48.7300	51.1700	53.7300	56.4200	59.2400	62.2000	63.7600	65.3500
GIS Administrator	PAM	C29	Annual	106,412.80	111,737.60	117,332.80	123,198.40	129,355.20	135,824.00	142,625.60	146,182.40	149,843.20
			Monthly	8,867.73	9,311.47	9,777.73	10,266.53	10,779.60	11,318.67	11,885.47	12,181.87	12,486.93
			Hourly	51.1600	53.7200	56.4100	59.2300	62.1900	65.3000	68.5700	70.2800	72.0400
GIS Applications Analyst	PAM	C25	Annual	87,568.00	91,956.80	96,553.60	101,379.20	106,454.40	111,779.20	117,374.40	120,307.20	123,323.20
			Monthly	7,297.33	7,663.07	8,046.13	8,448.27	8,871.20	9,314.93	9,781.20	10,025.60	10,276.93
			Hourly	42.1000	44.2100	46.4200	48.7400	51.1800	53.7400	56.4300	57.8400	59.2900
Grants Division Manager	DMG	C33	Annual	135,574.40	142,355.20	149,468.80	156,936.00	164,777.60	173,014.40	181,667.20	186,201.60	190,860.80
			Monthly	11,297.87	11,862.93	12,455.73	13,078.00	13,731.47	14,417.87	15,138.93	15,516.80	15,905.07
			Hourly	65.1800	68.4400	71.8600	75.4500	79.2200	83.1800	87.3400	89.5200	91.7600
Human Resources Analyst	PAM	C24	Annual	83,387.20	87,547.20	91,915.20	96,512.00	101,337.60	106,412.80	111,737.60	114,524.80	117,395.20
			Monthly	6,948.93	7,295.60	7,659.60	8,042.67	8,444.80	8,867.73	9,311.47	9,543.73	9,782.93
			Hourly	40.0900	42.0900	44.1900	46.4000	48.7200	51.1600	53.7200	55.0600	56.4400
Human Resources Division Manager	DMG	C34	Annual	145,745.60	153,025.60	160,680.00	168,708.80	177,153.60	186,014.40	195,312.00	200,200.00	205,212.80
			Monthly	12,145.47	12,752.13	13,390.00	14,059.07	14,762.80	15,501.20	16,276.00	16,683.33	17,101.07
			Hourly	70.0700	73.5700	77.2500	81.1100	85.1700	89.4300	93.9000	96.2500	98.6600
Human Resources Technician	NE	C22	Annual	75,628.80	79,414.40	83,387.20	87,547.20	91,915.20	96,512.00	101,337.60	103,875.20	106,475.20
			Monthly	6,302.40	6,617.87	6,948.93	7,295.60	7,659.60	8,042.67	8,444.80	8,656.27	8,872.93
			Hourly	36.3600	38.1800	40.0900	42.0900	44.1900	46.4000	48.7200	49.9400	51.1900
Information Technology Technician	NE	C20	Annual	68,598.40	72,030.40	75,628.80	79,414.40	83,387.20	87,547.20	91,915.20	94,203.20	96,553.60
			Monthly	5,716.53	6,002.53	6,302.40	6,617.87	6,948.93	7,295.60	7,659.60	7,850.27	8,046.13
			Hourly	32.9800	34.6300	36.3600	38.1800	40.0900	42.0900	44.1900	45.2900	46.4200
Landscape Services Inspector	NE	C18	Annual	62,233.60	65,353.60	68,619.20	72,051.20	75,649.60	79,435.20	83,408.00	85,488.00	87,630.40
			Monthly	5,186.13	5,446.13	5,718.27	6,004.27	6,304.13	6,619.60	6,950.67	7,124.00	7,302.53
			Hourly	29.9200	31.4200	32.9900	34.6400	36.3700	38.1900	40.1000	41.1000	42.1300
Lead Facilities Maintenance Worker	NE	C18	Annual	62,233.60	65,353.60	68,619.20	72,051.20	75,649.60	79,435.20	83,408.00	85,488.00	87,630.40
			Monthly	5,186.13	5,446.13	5,718.27	6,004.27	6,304.13	6,619.60	6,950.67	7,124.00	7,302.53
			Hourly	29.9200	31.4200	32.9900	34.6400	36.3700	38.1900	40.1000	41.1000	42.1300
Lead Maintenance Worker	NE	C19	Annual	65,332.80	68,598.40	72,030.40	75,628.80	79,414.40	83,387.20	87,547.20	89,731.20	91,977.60
			Monthly	5,444.40	5,716.53	6,002.53	6,302.40	6,617.87	6,948.93	7,295.60	7,477.60	7,664.80
			Hourly	31.4100	32.9800	34.6300	36.3600	38.1800	40.0900	42.0900	43.1400	44.2200

**CITY OF MORENO VALLEY**

**SALARY SCALE - CAREER POSITIONS**

EFFECTIVE 07/06/2024

Exhibit C

TITLE	GRP	GRADE										
			A	B	C	D	E	F	G	H	I	
				5.0%	5.0%	5.0%	5.0%	5.0%	5.0%	5.0%	2.5%	2.5%
Lead Parks Maintenance Worker	NE	C15	Annual	53,788.00	56,451.20	59,280.00	62,254.40	65,374.40	68,640.00	72,072.00	73,881.60	75,732.80
			Monthly	4,480.67	4,704.27	4,940.00	5,187.87	5,447.87	5,720.00	6,006.00	6,156.80	6,311.07
			Hourly	25.8500	27.1400	28.5000	29.9300	31.4300	33.0000	34.6500	35.5200	36.4100
Lead Traffic Sign/Marking Technician	NE	C18	Annual	62,233.60	65,353.60	68,619.20	72,051.20	75,649.60	79,435.20	83,408.00	85,488.00	87,630.40
			Monthly	5,186.13	5,446.13	5,718.27	6,004.27	6,304.13	6,619.60	6,950.67	7,124.00	7,302.53
			Hourly	29.9200	31.4200	32.9900	34.6400	36.3700	38.1900	40.1000	41.1000	42.1300
Lead Vehicle/Equipment Technician	NE	C19	Annual	65,332.80	68,598.40	72,030.40	75,628.80	79,414.40	83,387.20	87,547.20	89,731.20	91,977.60
			Monthly	5,444.40	5,716.53	6,002.53	6,302.40	6,617.87	6,948.93	7,295.60	7,477.60	7,664.80
			Hourly	31.4100	32.9800	34.6300	36.3600	38.1800	40.0900	42.0900	43.1400	44.2200
Maintenance & Operations Division Manager	DMG	C31	Annual	117,332.80	123,198.40	129,355.20	135,824.00	142,625.60	149,760.00	157,248.00	161,179.20	165,214.40
			Monthly	9,777.73	10,266.53	10,779.60	11,318.67	11,885.47	12,480.00	13,104.00	13,431.60	13,767.87
			Hourly	56.4100	59.2300	62.1900	65.3000	68.5700	72.0000	75.6000	77.4900	79.4300
Maintenance Worker I	NE	C12	Annual	46,446.40	48,776.00	51,209.60	53,768.00	56,451.20	59,280.00	62,254.40	63,814.40	65,416.00
			Monthly	3,870.53	4,064.67	4,267.47	4,480.67	4,704.27	4,940.00	5,187.87	5,317.87	5,451.33
			Hourly	22.3300	23.4500	24.6200	25.8500	27.1400	28.5000	29.9300	30.6800	31.4500
Maintenance Worker II	NE	C15	Annual	53,788.00	56,451.20	59,280.00	62,254.40	65,374.40	68,640.00	72,072.00	73,881.60	75,732.80
			Monthly	4,480.67	4,704.27	4,940.00	5,187.87	5,447.87	5,720.00	6,006.00	6,156.80	6,311.07
			Hourly	25.8500	27.1400	28.5000	29.9300	31.4300	33.0000	34.6500	35.5200	36.4100
Maintenance Worker/Work Release Coordinator	NE	C16	Annual	56,451.20	59,280.00	62,254.40	65,374.40	68,640.00	72,072.00	75,670.40	77,563.20	79,497.60
			Monthly	4,704.27	4,940.00	5,187.87	5,447.87	5,720.00	6,006.00	6,305.87	6,463.60	6,624.80
			Hourly	27.1400	28.5000	29.9300	31.4300	33.0000	34.6500	36.3800	37.2900	38.2200
Management Aide	NE	C18	Annual	62,233.60	65,353.60	68,619.20	72,051.20	75,649.60	79,435.20	83,408.00	85,488.00	87,630.40
			Monthly	5,186.13	5,446.13	5,718.27	6,004.27	6,304.13	6,619.60	6,950.67	7,124.00	7,302.53
			Hourly	29.9200	31.4200	32.9900	34.6400	36.3700	38.1900	40.1000	41.1000	42.1300
Management Analyst	PAM	C24	Annual	83,387.20	87,547.20	91,915.20	96,512.00	101,337.60	106,412.80	111,737.60	114,524.80	117,395.20
			Monthly	6,948.93	7,295.60	7,659.60	8,042.67	8,444.80	8,867.73	9,311.47	9,543.73	9,782.93
			Hourly	40.0900	42.0900	44.1900	46.4000	48.7200	51.1600	53.7200	55.0600	56.4400
Management Assistant	PAM	C22	Annual	75,628.80	79,414.40	83,387.20	87,547.20	91,915.20	96,512.00	101,337.60	103,875.20	106,475.20
			Monthly	6,302.40	6,617.87	6,948.93	7,295.60	7,659.60	8,042.67	8,444.80	8,656.27	8,872.93
			Hourly	36.3600	38.1800	40.0900	42.0900	44.1900	46.4000	48.7200	49.9400	51.1900
Media & Communications Division Manager	DMG	C33	Annual	135,574.40	142,355.20	149,468.80	156,936.00	164,777.60	173,014.40	181,667.20	186,201.60	190,860.80
			Monthly	11,297.87	11,862.93	12,455.73	13,078.00	13,731.47	14,417.87	15,138.93	15,516.80	15,905.07
			Hourly	65.1800	68.4400	71.8600	75.4500	79.2200	83.1800	87.3400	89.5200	91.7600
Network Administrator	PAM	C31	Annual	117,332.80	123,198.40	129,355.20	135,824.00	142,625.60	149,760.00	157,248.00	161,179.20	165,214.40
			Monthly	9,777.73	10,266.53	10,779.60	11,318.67	11,885.47	12,480.00	13,104.00	13,431.60	13,767.87
			Hourly	56.4100	59.2300	62.1900	65.3000	68.5700	72.0000	75.6000	77.4900	79.4300
Network & Systems Specialist	PAM	C24	Annual	83,387.20	87,547.20	91,915.20	96,512.00	101,337.60	106,412.80	111,737.60	114,524.80	117,395.20
			Monthly	6,948.93	7,295.60	7,659.60	8,042.67	8,444.80	8,867.73	9,311.47	9,543.73	9,782.93
			Hourly	40.0900	42.0900	44.1900	46.4000	48.7200	51.1600	53.7200	55.0600	56.4400

**CITY OF MORENO VALLEY**

**SALARY SCALE - CAREER POSITIONS**

EFFECTIVE 07/06/2024

Exhibit C

TITLE	GRP	GRADE										
			A	B	C	D	E	F	G	H	I	
				5.0%	5.0%	5.0%	5.0%	5.0%	5.0%	2.5%	2.5%	
Paralegal	NE	C20	Annual	68,598.40	72,030.40	75,628.80	79,414.40	83,387.20	87,547.20	91,915.20	94,203.20	96,553.60
			Monthly	5,716.53	6,002.53	6,302.40	6,617.87	6,948.93	7,295.60	7,659.60	7,850.27	8,046.13
			Hourly	32.9800	34.6300	36.3600	38.1800	40.0900	42.0900	44.1900	45.2900	46.4200
Park Ranger	NE	C16	Annual	56,451.20	59,280.00	62,254.40	65,374.40	68,640.00	72,072.00	75,670.40	77,563.20	79,497.60
			Monthly	4,704.27	4,940.00	5,187.87	5,447.87	5,720.00	6,006.00	6,305.87	6,463.60	6,624.80
			Hourly	27.1400	28.5000	29.9300	31.4300	33.0000	34.6500	36.3800	37.2900	38.2200
Parking Control Officer	NE	C12	Annual	46,446.40	48,776.00	51,209.60	53,768.00	56,451.20	59,280.00	62,254.40	63,814.40	65,416.00
			Monthly	3,870.53	4,064.67	4,267.47	4,480.67	4,704.27	4,940.00	5,187.87	5,317.87	5,451.33
			Hourly	22.3300	23.4500	24.6200	25.8500	27.1400	28.5000	29.9300	30.6800	31.4500
Parks & Community Services Administration & Financial Services Division Manager	DMG	C30	Annual	111,758.40	117,353.60	123,219.20	129,376.00	135,844.80	142,646.40	149,780.80	153,524.80	157,372.80
			Monthly	9,313.20	9,779.47	10,268.27	10,781.33	11,320.40	11,887.20	12,481.73	12,793.73	13,114.40
			Hourly	53.7300	56.4200	59.2400	62.2000	65.3100	68.5800	72.0100	73.8100	75.6600
Parks & Landscape Services Division Manager	DMG	C31	Annual	117,332.80	123,198.40	129,355.20	135,824.00	142,625.60	149,760.00	157,248.00	161,179.20	165,214.40
			Monthly	9,777.73	10,266.53	10,779.60	11,318.67	11,885.47	12,480.00	13,104.00	13,431.60	13,767.87
			Hourly	56.4100	59.2300	62.1900	65.3000	68.5700	72.0000	75.6000	77.4900	79.4300
Parks Maintenance Supervisor	PAM	C25	Annual	87,568.00	91,956.80	96,553.60	101,379.20	106,454.40	111,779.20	117,374.40	120,307.20	123,323.20
			Monthly	7,297.33	7,663.07	8,046.13	8,448.27	8,871.20	9,314.93	9,781.20	10,025.60	10,276.93
			Hourly	42.1000	44.2100	46.4200	48.7400	51.1800	53.7400	56.4300	57.8400	59.2900
Parks Maintenance Worker	NE	C12	Annual	46,446.40	48,776.00	51,209.60	53,768.00	56,451.20	59,280.00	62,254.40	63,814.40	65,416.00
			Monthly	3,870.53	4,064.67	4,267.47	4,480.67	4,704.27	4,940.00	5,187.87	5,317.87	5,451.33
			Hourly	22.3300	23.4500	24.6200	25.8500	27.1400	28.5000	29.9300	30.6800	31.4500
Parks Project Manager	PAM	C25	Annual	87,568.00	91,956.80	96,553.60	101,379.20	106,454.40	111,779.20	117,374.40	120,307.20	123,323.20
			Monthly	7,297.33	7,663.07	8,046.13	8,448.27	8,871.20	9,314.93	9,781.20	10,025.60	10,276.93
			Hourly	42.1000	44.2100	46.4200	48.7400	51.1800	53.7400	56.4300	57.8400	59.2900
Payroll Division Manager	DMG	C32	Annual	126,131.20	132,433.60	139,048.00	145,995.20	153,296.00	160,971.20	169,020.80	173,243.20	177,569.60
			Monthly	10,510.93	11,036.13	11,587.33	12,166.27	12,774.67	13,414.27	14,085.07	14,436.93	14,797.47
			Hourly	60.6400	63.6700	66.8500	70.1900	73.7000	77.3900	81.2600	83.2900	85.3700
Permit Technician	NE	C18	Annual	62,233.60	65,353.60	68,619.20	72,051.20	75,649.60	79,435.20	83,408.00	85,488.00	87,630.40
			Monthly	5,186.13	5,446.13	5,718.27	6,004.27	6,304.13	6,619.60	6,950.67	7,124.00	7,302.53
			Hourly	29.9200	31.4200	32.9900	34.6400	36.3700	38.1900	40.1000	41.1000	42.1300
Planning Division Manager/Official	DMG	C34	Annual	145,745.60	153,025.60	160,680.00	168,708.80	177,153.60	186,014.40	195,312.00	200,200.00	205,212.80
			Monthly	12,145.47	12,752.13	13,390.00	14,059.07	14,762.80	15,501.20	16,276.00	16,683.33	17,101.07
			Hourly	70.0700	73.5700	77.2500	81.1100	85.1700	89.4300	93.9000	96.2500	98.6600
Power Supply Manager	PAM	C32	Annual	126,131.20	132,433.60	139,048.00	145,995.20	153,296.00	160,971.20	169,020.80	173,243.20	177,569.60
			Monthly	10,510.93	11,036.13	11,587.33	12,166.27	12,774.67	13,414.27	14,085.07	14,436.93	14,797.47
			Hourly	60.6400	63.6700	66.8500	70.1900	73.7000	77.3900	81.2600	83.2900	85.3700
Principal Accountant	PAM	C28	Annual	101,358.40	106,433.60	111,758.40	117,353.60	123,219.20	129,376.00	135,844.80	139,235.20	142,708.80
			Monthly	8,446.53	8,869.47	9,313.20	9,779.47	10,268.27	10,781.33	11,320.40	11,602.93	11,892.40
			Hourly	48.7300	51.1700	53.7300	56.4200	59.2400	62.2000	65.3100	66.9400	68.6100

**CITY OF MORENO VALLEY**

**SALARY SCALE - CAREER POSITIONS**

EFFECTIVE 07/06/2024

Exhibit C

TITLE	GRP	GRADE											
				A	B	C	D	E	F	G	H	I	
				5.0%		5.0%	5.0%	5.0%	5.0%	5.0%	5.0%	2.5%	2.5%
Principal Engineer	DMG	C33	Annual	135,574.40	142,355.20	149,468.80	156,936.00	164,777.60	173,014.40	181,667.20	186,201.60	190,860.80	
			Monthly	11,297.87	11,862.93	12,455.73	13,078.00	13,731.47	14,417.87	15,138.93	15,516.80	15,905.07	
			Hourly	65.1800	68.4400	71.8600	75.4500	79.2200	83.1800	87.3400	89.5200	91.7600	
Principal Engineer/City Traffic Engineer	DMG	C33	Annual	135,574.40	142,355.20	149,468.80	156,936.00	164,777.60	173,014.40	181,667.20	186,201.60	190,860.80	
			Monthly	11,297.87	11,862.93	12,455.73	13,078.00	13,731.47	14,417.87	15,138.93	15,516.80	15,905.07	
			Hourly	65.1800	68.4400	71.8600	75.4500	79.2200	83.1800	87.3400	89.5200	91.7600	
Principal Planner	PAM	C33	Annual	135,574.40	142,355.20	149,468.80	156,936.00	164,777.60	173,014.40	181,667.20	186,201.60	190,860.80	
			Monthly	11,297.87	11,862.93	12,455.73	13,078.00	13,731.47	14,417.87	15,138.93	15,516.80	15,905.07	
			Hourly	65.1800	68.4400	71.8600	75.4500	79.2200	83.1800	87.3400	89.5200	91.7600	
Program Analyst	PAM	C24	Annual	83,387.20	87,547.20	91,915.20	96,512.00	101,337.60	106,412.80	111,737.60	114,524.80	117,395.20	
			Monthly	6,948.93	7,295.60	7,659.60	8,042.67	8,444.80	8,867.73	9,311.47	9,543.73	9,782.93	
			Hourly	40.0900	42.0900	44.1900	46.4000	48.7200	51.1600	53.7200	55.0600	56.4400	
Public Information/Intergovernmental Relations Officer	PAM	C28	Annual	101,358.40	106,433.60	111,758.40	117,353.60	123,219.20	129,376.00	135,844.80	139,235.20	142,708.80	
			Monthly	8,446.53	8,869.47	9,313.20	9,779.47	10,268.27	10,781.33	11,320.40	11,602.93	11,892.40	
			Hourly	48.7300	51.1700	53.7300	56.4200	59.2400	62.2000	65.3100	66.9400	68.6100	
Public Safety Contracts Administrator	DMG	C30	Annual	111,758.40	117,353.60	123,219.20	129,376.00	135,844.80	142,646.40	149,780.80	153,524.80	157,372.80	
			Monthly	9,313.20	9,779.47	10,268.27	10,781.33	11,320.40	11,887.20	12,481.73	12,793.73	13,114.40	
			Hourly	53.7300	56.4200	59.2400	62.2000	65.3100	68.5800	72.0100	73.8100	75.6600	
Purchasing Division Manager	DMG	C32	Annual	126,131.20	132,433.60	139,048.00	145,995.20	153,296.00	160,971.20	169,020.80	173,243.20	177,569.60	
			Monthly	10,510.93	11,036.13	11,587.33	12,166.27	12,774.67	13,414.27	14,085.07	14,436.93	14,797.47	
			Hourly	60.6400	63.6700	66.8500	70.1900	73.7000	77.3900	81.2600	83.2900	85.3700	
Recycling Specialist	NE	C16	Annual	56,451.20	59,280.00	62,254.40	65,374.40	68,640.00	72,072.00	75,670.40	77,563.20	79,497.60	
			Monthly	4,704.27	4,940.00	5,187.87	5,447.87	5,720.00	6,006.00	6,305.87	6,463.60	6,624.80	
			Hourly	27.1400	28.5000	29.9300	31.4300	33.0000	34.6500	36.3800	37.2900	38.2200	
Registered Veterinary Technician	NE	C16	Annual	56,451.20	59,280.00	62,254.40	65,374.40	68,640.00	72,072.00	75,670.40	77,563.20	79,497.60	
			Monthly	4,704.27	4,940.00	5,187.87	5,447.87	5,720.00	6,006.00	6,305.87	6,463.60	6,624.80	
			Hourly	27.1400	28.5000	29.9300	31.4300	33.0000	34.6500	36.3800	37.2900	38.2200	
Security Guard	NE	C08	Annual	38,209.60	40,123.20	42,120.00	44,220.80	46,425.60	48,755.20	51,188.80	52,478.40	53,788.80	
			Monthly	3,184.13	3,343.60	3,510.00	3,685.07	3,868.80	4,062.93	4,265.73	4,373.20	4,482.40	
			Hourly	18.3700	19.2900	20.2500	21.2600	22.3200	23.4400	24.6100	25.2300	25.8600	
Senior Accountant	PAM	C25	Annual	87,568.00	91,956.80	96,553.60	101,379.20	106,454.40	111,779.20	117,374.40	120,307.20	123,323.20	
			Monthly	7,297.33	7,663.07	8,046.13	8,448.27	8,871.20	9,314.93	9,781.20	10,025.60	10,276.93	
			Hourly	42.1000	44.2100	46.4200	48.7400	51.1800	53.7400	56.4300	57.8400	59.2900	
Senior Administrative Assistant	NE	C17	Annual	59,280.00	62,254.40	65,374.40	68,640.00	72,072.00	75,670.40	79,456.00	81,452.80	83,491.20	
			Monthly	4,940.00	5,187.87	5,447.87	5,720.00	6,006.00	6,305.87	6,621.33	6,787.73	6,957.60	
			Hourly	28.5000	29.9300	31.4300	33.0000	34.6500	36.3800	38.2000	39.1600	40.1400	
Senior Applications Analyst	PAM	C27	Annual	96,532.80	101,358.40	106,433.60	111,758.40	117,353.60	123,219.20	129,376.00	132,620.80	135,928.00	
			Monthly	8,044.40	8,446.53	8,869.47	9,313.20	9,779.47	10,268.27	10,781.33	11,051.73	11,327.33	
			Hourly	46.4100	48.7300	51.1700	53.7300	56.4200	59.2400	62.2000	63.7600	65.3500	



**CITY OF MORENO VALLEY**

**SALARY SCALE - CAREER POSITIONS**

EFFECTIVE 07/06/2024

Exhibit C

TITLE	GRP	GRADE		SALARY SCALE								
				A	B	C	D	E	F	G	H	I
				5.0%	5.0%	5.0%	5.0%	5.0%	5.0%	5.0%	2.5%	2.5%
Senior Building Inspector	PAM	C25	Annual	87,568.00	91,956.80	96,553.60	101,379.20	106,454.40	111,779.20	117,374.40	120,307.20	123,323.20
			Monthly	7,297.33	7,663.07	8,046.13	8,448.27	8,871.20	9,314.93	9,781.20	10,025.60	10,276.93
			Hourly	42.1000	44.2100	46.4200	48.7400	51.1800	53.7400	56.4300	57.8400	59.2900
Senior Community Enhancement Officer	PAM	C22	Annual	75,628.80	79,414.40	83,387.20	87,547.20	91,915.20	96,512.00	101,337.60	103,875.20	106,475.20
			Monthly	6,302.40	6,617.87	6,948.93	7,295.60	7,659.60	8,042.67	8,444.80	8,656.27	8,872.93
			Hourly	36.3600	38.1800	40.0900	42.0900	44.1900	46.4000	48.7200	49.9400	51.1900
Senior Construction Inspector	PAM	C23	Annual	79,435.20	83,408.00	87,588.80	91,977.60	96,574.40	101,400.00	106,475.20	109,137.60	111,862.40
			Monthly	6,619.60	6,950.67	7,299.07	7,664.80	8,047.87	8,450.00	8,872.93	9,094.80	9,321.87
			Hourly	38.1900	40.1000	42.1100	44.2200	46.4300	48.7500	51.1900	52.4700	53.7800
Senior Deputy City Clerk	DMG	C30	Annual	111,758.40	117,353.60	123,219.20	129,376.00	135,844.80	142,646.40	149,780.80	153,524.80	157,372.80
			Monthly	9,313.20	9,779.47	10,268.27	10,781.33	11,320.40	11,887.20	12,481.73	12,793.73	13,114.40
			Hourly	53.7300	56.4200	59.2400	62.2000	65.3100	68.5800	72.0100	73.8100	75.6600
Senior Electrical Engineer	PAM	C31	Annual	117,332.80	123,198.40	129,355.20	135,824.00	142,625.60	149,760.00	157,248.00	161,179.20	165,214.40
			Monthly	9,777.73	10,266.53	10,779.60	11,318.67	11,885.47	12,480.00	13,104.00	13,431.60	13,767.87
			Hourly	56.4100	59.2300	62.1900	65.3000	68.5700	72.0000	75.6000	77.4900	79.4300
Senior Engineer, P.E.	PAM	C31	Annual	117,332.80	123,198.40	129,355.20	135,824.00	142,625.60	149,760.00	157,248.00	161,179.20	165,214.40
			Monthly	9,777.73	10,266.53	10,779.60	11,318.67	11,885.47	12,480.00	13,104.00	13,431.60	13,767.87
			Hourly	56.4100	59.2300	62.1900	65.3000	68.5700	72.0000	75.6000	77.4900	79.4300
Senior Equipment Operator	NE	C18	Annual	62,233.60	65,353.60	68,619.20	72,051.20	75,649.60	79,435.20	83,408.00	85,488.00	87,630.40
			Monthly	5,186.13	5,446.13	5,718.27	6,004.27	6,304.13	6,619.60	6,950.67	7,124.00	7,302.53
			Hourly	29.9200	31.4200	32.9900	34.6400	36.3700	38.1900	40.1000	41.1000	42.1300
Senior Graphics Designer	NE	C19	Annual	65,332.80	68,598.40	72,030.40	75,628.80	79,414.40	83,387.20	87,547.20	89,731.20	91,977.60
			Monthly	5,444.40	5,716.53	6,002.53	6,302.40	6,617.87	6,948.93	7,295.60	7,477.60	7,664.80
			Hourly	31.4100	32.9800	34.6300	36.3600	38.1800	40.0900	42.0900	43.1400	44.2200
Senior Human Resources Analyst	PAM	C27	Annual	96,532.80	101,358.40	106,433.60	111,758.40	117,353.60	123,219.20	129,376.00	132,620.80	135,928.00
			Monthly	8,044.40	8,446.53	8,869.47	9,313.20	9,779.47	10,268.27	10,781.33	11,051.73	11,327.33
			Hourly	46.4100	48.7300	51.1700	53.7300	56.4200	59.2400	62.2000	63.7600	65.3500
Senior Landscape Services Inspector	PAM	C20	Annual	68,598.40	72,030.40	75,628.80	79,414.40	83,387.20	87,547.20	91,915.20	94,203.20	96,553.60
			Monthly	5,716.53	6,002.53	6,302.40	6,617.87	6,948.93	7,295.60	7,659.60	7,850.27	8,046.13
			Hourly	32.9800	34.6300	36.3600	38.1800	40.0900	42.0900	44.1900	45.2900	46.4200
Senior Management Analyst	PAM	C27	Annual	96,532.80	101,358.40	106,433.60	111,758.40	117,353.60	123,219.20	129,376.00	132,620.80	135,928.00
			Monthly	8,044.40	8,446.53	8,869.47	9,313.20	9,779.47	10,268.27	10,781.33	11,051.73	11,327.33
			Hourly	46.4100	48.7300	51.1700	53.7300	56.4200	59.2400	62.2000	63.7600	65.3500
Senior Office Assistant	NE	C13	Annual	48,755.20	51,188.80	53,747.20	56,430.40	59,259.20	62,212.80	65,332.80	66,976.00	68,660.80
			Monthly	4,062.93	4,265.73	4,478.93	4,702.53	4,938.27	5,184.40	5,444.40	5,581.33	5,721.73
			Hourly	23.4400	24.6100	25.8400	27.1300	28.4900	29.9100	31.4100	32.2000	33.0100
Senior Parking Control Officer	NE	C14	Annual	51,209.60	53,768.00	56,451.20	59,280.00	62,254.40	65,374.40	68,640.00	70,366.40	72,134.40
			Monthly	4,267.47	4,480.67	4,704.27	4,940.00	5,187.87	5,447.87	5,720.00	5,863.87	6,011.20
			Hourly	24.6200	25.8500	27.1400	28.5000	29.9300	31.4300	33.0000	33.8300	34.6800

**CITY OF MORENO VALLEY**

**SALARY SCALE - CAREER POSITIONS**

EFFECTIVE 07/06/2024

Exhibit C

TITLE	GRP	GRADE										
			A	B	C	D	E	F	G	H	I	
				5.0%	5.0%	5.0%	5.0%	5.0%	5.0%	5.0%	2.5%	2.5%
Senior Parks Maintenance Technician	NE	C19	Annual	65,332.80	68,598.40	72,030.40	75,628.80	79,414.40	83,387.20	87,547.20	89,731.20	91,977.60
			Monthly	<b>5,444.40</b>	<b>5,716.53</b>	<b>6,002.53</b>	<b>6,302.40</b>	<b>6,617.87</b>	<b>6,948.93</b>	<b>7,295.60</b>	<b>7,477.60</b>	<b>7,664.80</b>
			Hourly	31.4100	32.9800	34.6300	36.3600	38.1800	40.0900	42.0900	43.1400	44.2200
Senior Payroll Technician	NE	C18	Annual	62,233.60	65,353.60	68,619.20	72,051.20	75,649.60	79,435.20	83,408.00	85,488.00	87,830.40
			Monthly	<b>5,186.13</b>	<b>5,446.13</b>	<b>5,718.27</b>	<b>6,004.27</b>	<b>6,304.13</b>	<b>6,619.60</b>	<b>6,950.67</b>	<b>7,124.00</b>	<b>7,302.53</b>
			Hourly	29.9200	31.4200	32.9900	34.6400	36.3700	38.1900	40.1000	41.1000	42.1300
Senior Permit Technician	NE	C20	Annual	68,598.40	72,030.40	75,628.80	79,414.40	83,387.20	87,547.20	91,915.20	94,203.20	96,553.60
			Monthly	<b>5,716.53</b>	<b>6,002.53</b>	<b>6,302.40</b>	<b>6,617.87</b>	<b>6,948.93</b>	<b>7,295.60</b>	<b>7,659.60</b>	<b>7,850.27</b>	<b>8,046.13</b>
			Hourly	32.9800	34.6300	36.3600	38.1800	40.0900	42.0900	44.1900	45.2900	46.4200
Senior Planner	PAM	C27	Annual	96,532.80	101,358.40	106,433.60	111,758.40	117,353.60	123,219.20	129,376.00	132,620.80	135,928.00
			Monthly	<b>8,044.40</b>	<b>8,446.53</b>	<b>8,869.47</b>	<b>9,313.20</b>	<b>9,779.47</b>	<b>10,268.27</b>	<b>10,781.33</b>	<b>11,051.73</b>	<b>11,327.33</b>
			Hourly	46.4100	48.7300	51.1700	53.7300	56.4200	59.2400	62.2000	63.7600	65.3500
Senior Risk Analyst	PAM	C27	Annual	96,532.80	101,358.40	106,433.60	111,758.40	117,353.60	123,219.20	129,376.00	132,620.80	135,928.00
			Monthly	<b>8,044.40</b>	<b>8,446.53</b>	<b>8,869.47</b>	<b>9,313.20</b>	<b>9,779.47</b>	<b>10,268.27</b>	<b>10,781.33</b>	<b>11,051.73</b>	<b>11,327.33</b>
			Hourly	46.4100	48.7300	51.1700	53.7300	56.4200	59.2400	62.2000	63.7600	65.3500
Senior Telecommunications Technician	NE	C22	Annual	75,628.80	79,414.40	83,387.20	87,547.20	91,915.20	96,512.00	101,337.60	103,875.20	106,475.20
			Monthly	<b>6,302.40</b>	<b>6,617.87</b>	<b>6,948.93</b>	<b>7,295.60</b>	<b>7,659.60</b>	<b>8,042.67</b>	<b>8,444.80</b>	<b>8,656.27</b>	<b>8,872.93</b>
			Hourly	36.3600	38.1800	40.0900	42.0900	44.1900	46.4000	48.7200	49.9400	51.1900
Senior Traffic Signal Technician	PAM	C23	Annual	79,435.20	83,408.00	87,588.80	91,977.60	96,574.40	101,400.00	106,475.20	109,137.60	111,862.40
			Monthly	<b>6,619.60</b>	<b>6,950.67</b>	<b>7,299.07</b>	<b>7,664.80</b>	<b>8,047.87</b>	<b>8,450.00</b>	<b>8,872.93</b>	<b>9,094.80</b>	<b>9,321.87</b>
			Hourly	38.1900	40.1000	42.1100	44.2200	46.4300	48.7500	51.1900	52.4700	53.7800
Special Districts Division Manager	DMG	C34	Annual	145,745.60	153,025.60	160,680.00	168,708.80	177,153.60	186,014.40	195,312.00	200,200.00	205,212.80
			Monthly	<b>12,145.47</b>	<b>12,752.13</b>	<b>13,390.00</b>	<b>14,059.07</b>	<b>14,762.80</b>	<b>15,501.20</b>	<b>16,276.00</b>	<b>16,683.33</b>	<b>17,101.07</b>
			Hourly	70.0700	73.5700	77.2500	81.1100	85.1700	89.4300	93.9000	96.2500	98.6600
Special Events & Facilities Division Manager	DMG	C30	Annual	111,758.40	117,353.60	123,219.20	129,376.00	135,844.80	142,646.40	149,780.80	153,524.80	157,372.80
			Monthly	<b>9,313.20</b>	<b>9,779.47</b>	<b>10,268.27</b>	<b>10,781.33</b>	<b>11,320.40</b>	<b>11,887.20</b>	<b>12,481.73</b>	<b>12,793.73</b>	<b>13,114.40</b>
			Hourly	53.7300	56.4200	59.2400	62.2000	65.3100	68.5800	72.0100	73.8100	75.6600
Storekeeper	NE	C14	Annual	51,209.60	53,768.00	56,451.20	59,280.00	62,254.40	65,374.40	68,640.00	70,366.40	72,134.40
			Monthly	<b>4,267.47</b>	<b>4,480.67</b>	<b>4,704.27</b>	<b>4,940.00</b>	<b>5,187.87</b>	<b>5,447.87</b>	<b>5,720.00</b>	<b>5,863.87</b>	<b>6,011.20</b>
			Hourly	24.6200	25.8500	27.1400	28.5000	29.9300	31.4300	33.0000	33.8300	34.6800
Strategic Initiatives Manager	DMG	C34	Annual	145,745.60	153,025.60	160,680.00	168,708.80	177,153.60	186,014.40	195,312.00	200,200.00	205,212.80
			Monthly	<b>12,145.47</b>	<b>12,752.13</b>	<b>13,390.00</b>	<b>14,059.07</b>	<b>14,762.80</b>	<b>15,501.20</b>	<b>16,276.00</b>	<b>16,683.33</b>	<b>17,101.07</b>
			Hourly	70.0700	73.5700	77.2500	81.1100	85.1700	89.4300	93.9000	96.2500	98.6600
Street Maintenance Supervisor	PAM	C25	Annual	87,568.00	91,956.80	96,553.60	101,379.20	106,454.40	111,779.20	117,374.40	120,307.20	123,323.20
			Monthly	<b>7,297.33</b>	<b>7,663.07</b>	<b>8,046.13</b>	<b>8,448.27</b>	<b>8,871.20</b>	<b>9,314.93</b>	<b>9,781.20</b>	<b>10,025.60</b>	<b>10,276.93</b>
			Hourly	42.1000	44.2100	46.4200	48.7400	51.1800	53.7400	56.4300	57.8400	59.2900
Telecommunications Engineer/Administrator	PAM	C29	Annual	106,412.80	111,737.60	117,332.80	123,198.40	129,355.20	135,824.00	142,625.60	146,182.40	149,843.20
			Monthly	<b>8,867.73</b>	<b>9,311.47</b>	<b>9,777.73</b>	<b>10,266.53</b>	<b>10,779.60</b>	<b>11,318.67</b>	<b>11,885.47</b>	<b>12,181.87</b>	<b>12,486.93</b>
			Hourly	51.1600	53.7200	56.4100	59.2300	62.1900	65.3000	68.5700	70.2800	72.0400

**CITY OF MORENO VALLEY**

**SALARY SCALE - CAREER POSITIONS**  
**EFFECTIVE 07/06/2024**

Exhibit C

TITLE	GRP	GRADE										
			A	B	C	D	E	F	G	H	I	
				5.0%	5.0%	5.0%	5.0%	5.0%	5.0%	5.0%	2.5%	2.5%
Telecommunications Technician	NE	C20	Annual	68,598.40	72,030.40	75,628.80	79,414.40	83,387.20	87,547.20	91,915.20	94,203.20	96,553.60
			Monthly	5,716.53	6,002.53	6,302.40	6,617.87	6,948.93	7,295.60	7,659.60	7,850.27	8,046.13
			Hourly	32.9800	34.6300	36.3600	38.1800	40.0900	42.0900	44.1900	45.2900	46.4200
Traffic Operations Supervisor	PAM	C26	Annual	91,936.00	96,532.80	101,358.40	106,433.60	111,758.40	117,353.60	123,219.20	126,297.60	129,459.20
			Monthly	7,661.33	8,044.40	8,446.53	8,869.47	9,313.20	9,779.47	10,268.27	10,524.80	10,788.27
			Hourly	44.2000	46.4100	48.7300	51.1700	53.7300	56.4200	59.2400	60.7200	62.2400
Traffic Signal Technician	NE	C22	Annual	75,628.80	79,414.40	83,387.20	87,547.20	91,915.20	96,512.00	101,337.60	103,875.20	106,475.20
			Monthly	6,302.40	6,617.87	6,948.93	7,295.60	7,659.60	8,042.67	8,444.80	8,656.27	8,872.93
			Hourly	36.3600	38.1800	40.0900	42.0900	44.1900	46.4000	48.7200	49.9400	51.1900
Traffic Sign/Marking Technician I	NE	C13	Annual	48,755.20	51,188.80	53,747.20	56,430.40	59,259.20	62,212.80	65,332.80	66,976.00	68,660.80
			Monthly	4,062.93	4,265.73	4,478.93	4,702.53	4,938.27	5,184.40	5,444.40	5,581.33	5,721.73
			Hourly	23.4400	24.6100	25.8400	27.1300	28.4900	29.9100	31.4100	32.2000	33.0100
Traffic Sign/Marking Technician II	NE	C15	Annual	53,768.00	56,451.20	59,280.00	62,254.40	65,374.40	68,640.00	72,072.00	73,881.60	75,732.80
			Monthly	4,480.67	4,704.27	4,940.00	5,187.87	5,447.87	5,720.00	6,006.00	6,156.80	6,311.07
			Hourly	25.8500	27.1400	28.5000	29.9300	31.4300	33.0000	34.6500	35.5200	36.4100
Utility Finance Manager	PAM	C28	Annual	101,358.40	106,433.60	111,758.40	117,353.60	123,219.20	129,376.00	135,844.80	139,235.20	142,708.80
			Monthly	8,446.53	8,869.47	9,313.20	9,779.47	10,268.27	10,781.33	11,320.40	11,602.93	11,892.40
			Hourly	48.7300	51.1700	53.7300	56.4200	59.2400	62.2000	65.3100	66.9400	68.6100
Vehicle/Equipment Technician	NE	C17	Annual	59,280.00	62,254.40	65,374.40	68,640.00	72,072.00	75,670.40	79,456.00	81,452.80	83,491.20
			Monthly	4,940.00	5,187.87	5,447.87	5,720.00	6,006.00	6,305.87	6,621.33	6,787.73	6,957.60
			Hourly	28.5000	29.9300	31.4300	33.0000	34.6500	36.3800	38.2000	39.1600	40.1400

# CITY OF MORENO VALLEY

## SALARY SCALE - EXECUTIVE POSITIONS

EFFECTIVE 07/06/2024

Exhibit C

TITLE	GRP	GRADE	Description		Minimum	Maximum
Assistant City Manager (Administration)	EMG	106	7.5% Above 105	Annual	188,323.20	299,936.00
				Monthly	15,693.60	24,994.67
				Hourly	90.5400	144.2000
Assistant City Manager (Development)	EMG	106	7.5% Above 105	Annual	188,323.20	299,936.00
				Monthly	15,693.60	24,994.67
				Hourly	90.5400	144.2000
Chief Financial Officer	EMG	105	7.5% Above 104	Annual	175,177.60	279,011.20
				Monthly	14,598.13	23,250.93
				Hourly	84.2200	134.1400
City Council Member	ELE		Set by Vote/Ord			
City Manager	CMG	109	Per contract	Annual	268,132.80	427,044.80
				Monthly	22,344.40	35,587.07
				Hourly	128.9100	205.3100
Community Development Director	EMG	104	7.5% Above 103	Annual	162,968.00	259,542.40
				Monthly	13,580.67	21,628.53
				Hourly	78.3500	124.7800
Economic Development & Housing Director	EMG	104	7.5% Above 103	Annual	162,968.00	259,542.40
				Monthly	13,580.67	21,628.53
				Hourly	78.3500	124.7800
Human Resources Director	EMG	104	7.5% Above 103	Annual	162,968.00	259,542.40
				Monthly	13,580.67	21,628.53
				Hourly	78.3500	124.7800
Manager of the Office of Mayor & City Council/City Clerk	EMG	101	7.5% Above 100	Annual	131,185.60	208,915.20
				Monthly	10,932.13	17,409.60
				Hourly	63.0700	100.4400
Parks & Community Services Director	EMG	104	7.5% Above 103	Annual	162,968.00	259,542.40
				Monthly	13,580.67	21,628.53
				Hourly	78.3500	124.7800
Public Works Director/City Engineer	EMG	105	7.5% Above 104	Annual	175,177.60	279,011.20
				Monthly	14,598.13	23,250.93
				Hourly	84.2200	134.1400

RESOLUTION NO. MVCF 2025-XX

A RESOLUTION OF THE MORENO VALLEY COMMUNITY FOUNDATION (MVCF) OF THE CITY OF MORENO VALLEY, CALIFORNIA, ADOPTING THE REVISED OPERATING AND CAPITAL BUDGETS FOR FISCAL YEARS 2023/24 AND 2024/25

WHEREAS, the Moreno Valley Community Foundation Board approved the Operating and Capital Budgets for the City for Fiscal Years 2023/24 and 2024/25, a copy of which, as may have been amended by the Moreno Valley Community Board, is on file in the Office of the City Clerk and is available for public inspection; and

WHEREAS, the Moreno Valley Community Board approves amendments to the budgets throughout the fiscal year and such prior amendments are reflected within the current amended budget and further ratified as part of the adoption of the quarterly budget amendments; and

WHEREAS, the City Manager has heretofore submitted to the President and Board Members of the Moreno Valley Community Foundation proposed amendments to the Operating and Capital Budgets for the Foundation for Fiscal Years 2023/24 and 2024/25, a copy of which, as may have been amended by the Foundation's Board of Directors, is on file in the Office of the City Clerk and is available for public inspection; and

WHEREAS, the said proposed amendments to the Operating and Capital Budgets contain estimates of the services, activities and projects comprising the budget, and contain expenditure requirements and the resources available to the Community Foundation; and

WHEREAS, the said proposed amendments to the Operating and Capital Budgets contain the estimates of uses of fund balance as required to stabilize the delivery of Moreno Valley Community Foundation services during periods of operational deficits; and

WHEREAS, the President and Board of Directors have made such revisions to the proposed amended Operating and Capital Budgets as so desired; and

WHEREAS, the City Manager may authorize submittal of grant applications and is also authorized to accept grant awards on behalf of the City as further described in the Grants Administrative Procedure; and

WHEREAS, it is the intent to ensure that maximum efficiency and savings are realized in the procurement of the annual technology maintenance agreements, the City Manager is authorized to approve such agreements as long as budget was previously appropriated by the City Council and approved by the City Attorney; and

WHEREAS, it is the intent to ensure that maximum efficiency and savings are realized in the procurement of the annual legal services agreements, the City Manager is authorized to approve such agreements as long as budget was previously appropriated by the City Council and approved by the City Attorney; and

WHEREAS, it is the intent to ensure that maximum efficiency and savings are realized in the procurement of the Moreno Valley Utility purchase power agreements, the City Manager is authorized to approve such agreements as long as budget was previously appropriated by the City Council and approved by the City Attorney; and

WHEREAS, it is the intent to ensure that maximum efficiency and savings are realized in the procurement of annual temporary staffing service agreements, the City Manager is authorized to approve such agreements as long as budget was previously appropriated by the City Council and approved by the City Attorney; and

WHEREAS, it is the intent to ensure that maximum efficiency and savings are realized in the procurement of facility furniture purchases, the City Manager is authorized to approve such agreements as long as budget was previously appropriated by the City Council and approved by the City Attorney; and

WHEREAS, it is the intent to ensure that maximum efficiency and savings are realized in the procurement of annual advertisement and marketing materials/services, the City Manager is authorized to approve such agreements as long as budget was previously appropriated by the City Council and approved by the City Attorney; and

WHEREAS, the amended Operating and Capital Budgets, as herein approved, will enable the Community Foundation to make adequate financial plans and will ensure that Foundation officers can administer their respective functions in accordance with such plans.

NOW, THEREFORE, THE MORENO VALLEY COMMUNITY FOUNDATION OF THE CITY OF MORENO VALLEY, CALIFORNIA, DOES HEREBY RESOLVE AS FOLLOWS:

1. The proposed amendments to the Operating and Capital Budgets, attached as Exhibit A and as on file in the Office of the City Clerk, and as may have been amended by the Community Foundation's Board of Directors, is hereby approved and adopted as the annual Operating and Capital Budgets of the Moreno Valley Community Foundation for the Fiscal Years 2023/24 and 2024/25.
2. The Proposed Amendments to the City Position Summary, included as Exhibit B to this Resolution, and on file in the Office of the City Clerk, and as may have been amended by the Community Foundation's Board of Directors, is hereby adopted as part of the Approved City Position Summary of the City of Moreno Valley for Fiscal Years 2023/24 and 2024/25.
3. The Proposed Amendments to the Career Positions Salary Schedule, included as Exhibit C to this Resolution, and on file in the Office of the City Clerk, and as may have been amended by the Community Foundation's Board of Directors, is hereby adopted as part of the Approved Career

Positions Salary Schedule of the City of Moreno Valley for Fiscal Years 2023/24 and 2024/25.

4. Within fifteen (15) days after the adoption of this Resolution, the City Clerk shall certify to the adoption hereof and, as so certified, cause a copy to be posted in at least three (3) public places within the City.

BE IT FURTHER RESOLVED that this Resolution shall take effect immediately upon its adoption.

APPROVED AND ADOPTED this 4th day of March, 2025.

---

Mayor of the City of Moreno Valley,  
Acting in the capacity of President of the  
Moreno Valley Community Foundation

ATTEST:

---

City Clerk, acting in the capacity of  
Secretary of the Moreno Valley  
Community Foundation

APPROVED AS TO FORM:

---

City Attorney, acting in the capacity  
of General Counsel of the Moreno  
Valley Community Foundation

**RESOLUTION JURAT**

STATE OF CALIFORNIA     )  
COUNTY OF RIVERSIDE    ) ss.  
CITY OF MORENO VALLEY    )

I, M. Patricia Rodriguez, CMC, Secretary of the Moreno Valley Community Foundation, Moreno Valley, California do hereby certify that Resolution No. MVCF 2025-XX was duly and regularly adopted by the Board of Directors of the Moreno Valley Community Foundation at a regular meeting held on 4th day of March, 2025 by the following vote:

AYES:

NOES:

ABSENT:

ABSTAIN:

(Board members, Vice-President and President)

\_\_\_\_\_  
SECRETARY

(SEAL)



**CITY OF MORENO VALLEY  
GENERAL FUND  
FY 2024/25 Proposed Amendments**

Department	Fund	Account Description	General Ledger Account	Project	Fiscal Year 2024/25 Amended Budget	Proposed Amendment	Revised Budget	Description - Proposed Adjustment
Non-Department	1010	Property Tax in Lieu-VLF	1010-99-99-91010-401060		\$ 30,177,972	\$ 23,658	\$ 30,201,630	Budget true-up
<b>REVENUE TOTAL</b>					<b>\$ 30,177,972</b>	<b>\$ 23,658</b>	<b>\$ 30,201,630</b>	

Department	Fund	Account Description	General Ledger Account	Project	Fiscal Year 2024/25 Amended Budget	Proposed Amendment	Revised Budget	Description - Proposed Adjustment
City Manager	1010	Transfers to - OTHER GRANTS FUND	1010-99-99-91010-902300		\$ -	\$ 28,175	\$ 28,175	Reallocation of budget
Non-Department	1010	Transfers to 2014 REFUNDING 2005 LRB	1010-99-99-91010-903713		507,669	(507,669)	-	Bond refund
Non-Department	1010	Transfers to 2024 REFUNDING 2014 LRB	1010-99-99-91010-903716		-	503,152	503,152	Bond refund
<b>EXPENSE TOTAL</b>					<b>\$ 507,669</b>	<b>\$ 23,658</b>	<b>\$ 531,327</b>	

**CITY OF MORENO VALLEY  
NON-GENERAL FUND  
FY 2023/2024 Proposed Amendments**

Department	Fund	Account Description	General Ledger Account	Project	Fiscal Year 2024/25 Amended Budget	Proposed Amendment	Revised Budget	Description - Proposed Adjustment
City Manager	2300	Fed Grant-Operating Revenue	2300-16-92-72204-485000		\$ -	\$ 28,175	\$ 28,175	Reallocation of budget
City Manager	2300	Transfers in - from GENERAL FUND	2300-99-99-92300-801010		-	28,175	28,175	Reallocation of budget
Non-Department	3713	Transfers in - from GENERAL FUND	3713-99-90-93713-801010		507,669	(507,669)	-	Bond refund
Non-Department	3713	Transfers in - from DIF - ARTERIAL STREETS	3713-99-90-93713-802901		961,739	(961,739)	-	Bond refund
Non-Department	3713	Transfers in - from DIF - FIRE	3713-99-90-93713-802903		219,040	(219,040)	-	Bond refund
Non-Department	3713	Transfers in - from DIF - POLICE	3713-99-90-93713-802904		581,220	(581,220)	-	Bond refund
Non-Department	3716	Transfers in - from GENERAL FUND	3716-99-90-93716-801010		-	503,152	503,152	Bond refund
Non-Department	3716	Transfers in - from DIF - ARTERIAL STREETS	3716-99-90-93716-802901		-	949,476	949,476	Bond refund
Non-Department	3716	Transfers in - from DIF - FIRE	3716-99-90-93716-802903		-	216,247	216,247	Bond refund
Non-Department	3716	Transfers in - from DIF - POLICE	3716-99-90-93716-802904		-	573,809	573,809	Bond refund
Parks & Community Svc	2019	Transfers in - from PCS CAPITAL PROJ (QUIMBY)	2019-99-99-92019-803016		-	237,278	237,278	Budget true-up
Parks & Community Svc	2905	Transfers in - from PCS CAPITAL PRJ (PARK IMPRVTS)	2905-99-95-92905-803015		-	368,091	368,091	Budget true-up
Parks & Community Svc	3016	Transfers in - from QUIMBY IN-LIEU PARK FEES	3016-99-99-93016-802019		190,775	(28,000)	162,775	Budget true-up
Parks & Community Svc	3016	Transfers in - from QUIMBY IN-LIEU PARK FEES	3016-99-99-93016-802019		190,775	150,000	340,775	Projected expense
Public Works	3000	Transfers in - from FACILITIES REPLACEMENT RSRV	3000-99-99-93000-807330		4,846,217	617,133	5,463,350	Projected expense
<b>REVENUE TOTAL</b>					<b>\$ 7,497,435</b>	<b>\$ 1,373,868</b>	<b>\$ 8,871,303</b>	

Financial & Management Svc	5014	Utilities - Water	5014-30-79-25721-621030		\$ 550,000	\$ 125,000	675,000	Projected expense
Non-Department	2901	Transfers to 2014 REFUNDING 2005 LRB	2901-99-95-92901-903713		961,739	(961,739)	-	Bond refund
Non-Department	2901	Transfers to 2024 REFUNDING 2014 LRB	2901-99-95-92901-903716		-	949,476	949,476	Bond refund
Non-Department	2903	Transfers to 2014 REFUNDING 2005 LRB	2903-99-95-92903-903713		219,040	(219,040)	-	Bond refund
Non-Department	2903	Transfers to 2024 REFUNDING 2014 LRB	2903-99-95-92903-903716		-	216,247	216,247	Bond refund
Non-Department	2904	Transfers to 2014 REFUNDING 2005 LRB	2904-99-95-92904-903713		581,220	(581,220)	-	Bond refund
Non-Department	2904	Transfers to 2024 REFUNDING 2014 LRB	2904-99-95-92904-903716		-	573,809	573,809	Bond refund
Non-Department	3713	Professional Svcs - Other	3713-99-90-93713-620299		3,758	(3,758)	-	Bond refund
Non-Department	3713	Bond Principal	3713-99-90-93713-670314		1,355,319	(1,355,319)	-	Bond refund
Non-Department	3713	Interest Expense	3713-99-90-93713-670410		910,591	(910,591)	-	Bond refund
Non-Department	3716	Professional Svcs - Other	3716-99-90-93716-620299		-	5,000	5,000	Bond refund
Non-Department	3716	Bond Principal	3716-99-90-93716-670314		-	1,560,825	1,560,825	Bond refund
Non-Department	3716	Bond/Lease Issuance Costs	3716-99-90-93716-670510		-	681,860	681,860	Bond refund
Parks & Community Svc	2019	Transfers to PCS CAP PROJECT (QUIMBY)	2019-99-99-92019-903016		190,775	(28,000)	162,775	Budget true-up
Parks & Community Svc	2019	Transfers to PCS CAP PROJECT (QUIMBY)	2019-99-99-92019-903016		190,775	150,000	340,775	Projected expense
Parks & Community Svc	3015	CIP Other	3015-50-57-80007-720199	807 0031 50 57-3015-99	11,572,324	(156,180)	11,416,144	Budget true-up
Parks & Community Svc	3015	CIP Other	3015-50-57-80007-720199	807 0054-3015-99	11,572,324	(139,420)	11,432,904	Budget true-up
Parks & Community Svc	3015	CIP Other	3015-50-57-80007-720199	807 0056-3015-99	11,572,324	(72,491)	11,499,833	Budget true-up
Parks & Community Svc	3015	Transfers to DIF - PARKLAND FACILITIES	3015-99-99-93015-902905		-	368,091	368,091	Budget true-up
Parks & Community Svc	3016	CIP Other	3016-50-57-80003-720199	803 0031-3016-99	444,968	(16,668)	428,300	Budget true-up
Parks & Community Svc	3016	CIP Other	3016-50-57-80007-720199	807 0004 50 57-3016-99	863,317	(220,610)	642,707	Budget true-up
Parks & Community Svc	3016	CIP Other	3016-50-57-80007-720199	807 0052-3016-99	863,317	(28,000)	835,317	Budget true-up
Parks & Community Svc	3016	CIP Other	3016-50-57-80007-720199	807 0064-3016-99	863,317	150,000	1,013,317	Projected expense
Parks & Community Svc	3016	Transfers to - QUIMBY PARK FEES	3016-99-99-93016-902019		-	237,278	237,278	Budget true-up
Public Works	3000	CIP Other	3000-70-40-80003-720199	803 0067-3000-99	10,657,579	617,133	11,274,712	Projected expense
Public Works	7330	Transfers to FACILITY CONST FUND	7330-99-99-97330-903000		4,846,217	617,133	5,463,350	Projected expense
<b>EXPENSE TOTAL</b>					<b>\$ 58,218,904</b>	<b>\$ 1,558,816</b>	<b>\$ 59,777,720</b>	

**CITY OF MORENO VALLEY  
GENERAL FUND  
FY 2024/25 Ratification Amendments**

EXHIBIT A

Department	Fund	Account Description	General Ledger Account	Project	Amendment	Description - Ratification
Community Development	1010	Donations	1010-20-38-18210-580200		\$ (125,000)	Allocate project budget
Community Development	1010	Donations	1010-20-38-18210-580200	DN UAAR 24-LRG-United Activists for Animal Rights Donation 2024, Lrg Dog	62,500	Allocate project budget
Community Development	1010	Donations	1010-20-38-18210-580200	DN UAAR 24-MED-United Activists for Animal Rights Donation 2024, Med Dog	62,500	Allocate project budget
Non-Department	1010	Administrative Charges	1010-99-99-91010-585020		(374,706)	Reallocation of budget
Non-Department	1010	Transfers in - from ZONE "E" EXT LDSC FUND	1010-99-99-91010-805013		374,706	Reallocation of budget
Non-Department	1010	Administrative Charges	1010-99-99-91010-585020		(115)	Reallocation of budget
Non-Department	1010	Transfers in - from ZONE "E" EXT LDSC FUND	1010-99-99-91010-805013		115	Reallocation of budget
<b>REVENUE TOTAL</b>					\$ -	

**CITY OF MORENO VALLEY  
GENERAL FUND  
FY 2024/25 Ratification Amendments**

Department	Fund	Account Description	General Ledger Account	Project	Amendment	Description - Ratification
Community Development	1010	Professional Svcs - Veterinary Svcs	1010-20-38-18210-620250		\$ (125,000)	Allocate project budget
Community Development	1010	Professional Svcs - Veterinary Svcs	1010-20-38-18210-620250	DN UAAR 24-LRG-United Activists for Animal Rights Donation 2024,Lrg Dog	62,500	Allocate project budget
Community Development	1010	Professional Svcs - Veterinary Svcs	1010-20-38-18210-620250	DN UAAR 24-MED-United Activists for Animal Rights Donation 2024, Med Dog	62,500	Allocate project budget
Police	1010	Oper Mtrls - Furn & Equip	1010-60-67-40210-630330		(6,551)	Reallocation of budget
Police	1010	Mach-Equip-Repl - Vehicles	1010-60-67-40210-660322		6,551	Reallocation of budget
<b>EXPENSE TOTAL</b>					\$ -	

**CITY OF MORENO VALLEY  
NON-GENERAL FUND  
FY 2024/25 Ratification Amendments**

Department	Fund	Account Description	General Ledger Account	Project	Amendment	Description - Ratification
City Manager	2512	Fed Grant-Operating Revenue	2512-30-36-72611-485000		\$ (1,979,019)	Budget true-up
Community Development	2715	Fed Grant-Operating Revenue	2715-20-26-72115-485000		(999)	JAG Grant true-up
Community Development	2715	Salaries-Temporary	2715-20-26-72115-611310		(999)	JAG Grant true-up
Financial & Management Svc	2050	CFD No. 2014-01	2050-30-79-25722		(872,501)	Allocate project budget
Financial & Management Svc	2050	CFD No. 2014-01	2050-30-79-25722	SD CFD 2014 01-Various Projects	872,501	Allocate project budget
Financial & Management Svc	5013	Zone E Extensive Landscape	5013-30-79-25705		(227,492)	Allocate project budget
Financial & Management Svc	5013	Zone E Extensive Landscape	5013-30-79-25705	SD Zone E-Various Projects	227,492	Allocate project budget
Financial & Management Svc	5014	LMD 2014-02 LANDSCAPE MAINT DIST	5014-30-79-25721		(2,648,712)	Allocate project budget
Financial & Management Svc	5014	LMD 2014-02 LANDSCAPE MAINT DIST	5014-30-79-25721	SD LMD Zone-Various Projects	2,648,712	Allocate project budget
Parks & Community Services	2350	State Grant-Operating Revenue	2350-50-92-75023-486000	PCS SPG-ARTS - PCS Spring Events, Festival of Arts	26,405	Allocate project budget
<b>REVENUE TOTAL</b>					\$ (1,954,612)	

Department	Fund	Account Description	General Ledger Account	Project	Amendment	Description - Ratification
City Manager	2512	SAL/BENE/OPERATING	2512-30-36-72611		\$ (1,979,019)	Budget true-up
Financial & Management Svc	2050	CFD No. 2014-01	2050-30-79-25722		(682,502)	Allocate project budget
Financial & Management Svc	2050	CFD No. 2014-01	2050-30-79-25722	SD CFD 2014 01-Various Projects	682,502	Allocate project budget
Financial & Management Svc	5013	SD Zone E & LMD 2014-02	5013-30-79-25705		(307,511)	Allocate project budget
Financial & Management Svc	5013	SD Zone E & LMD 2014-02	5013-30-79-25705	SD Zone E-Various Projects	307,511	Allocate project budget
Financial & Management Svc	5014	LMD 2014-02 LANDSCAPE MAINT DIST	5014-30-79-25721		(2,764,237)	Allocate project budget
Financial & Management Svc	5014	LMD 2014-02 LANDSCAPE MAINT DIST	5014-30-79-25721	SD LMD Zone-Various Projects	2,764,237	Allocate project budget
Human Resources	7010	Insurance - General	7010-18-21-14020-650110		(1,800,000)	Reallocation of budget
Human Resources	7010	Insurance - General	7010-18-22-18030-650110		1,800,000	Reallocation of budget
Parks & Community Svc	3000	CIP Other	3000-70-40-80003-720199	803 0057	(1,611,217)	Reallocation of budget
Parks & Community Svc	3000	CIP Other	3000-50-57-80003-720199	803 0057	1,611,217	Reallocation of budget
Parks & Community Svc	5011	Salaries-Temporary	5011-50-59-35312-611310		(2,886)	Allocate project budget
Parks & Community Svc	2350	Salaries-Temporary	2350-50-92-75023-611310	PCS SPG-ARTS - PCS Spring Events, Festival of Arts	2,886	Allocate project budget
Parks & Community Svc	2350	Salaries-Reimbursable (In/Out)	2350-50-92-75023-611510	PCS SPG-ARTS - PCS Spring Events, Festival of Arts	8,644	Allocate project budget
Parks & Community Svc	2350	Marketing Svcs - Advertising	2350-50-92-75023-620610	PCS SPG-ARTS - PCS Spring Events, Festival of Arts	875	Allocate project budget
Parks & Community Svc	2350	Contractual Svcs - Other	2350-50-92-75023-625099	PCS SPG-ARTS - PCS Spring Events, Festival of Arts	14,000	Allocate project budget
Parks & Community Svc	5011	Salaries-Temporary	5011-50-59-35312-611310	PCS SPG-ARTS - PCS Spring Events, Festival of Arts	2,886	Allocate project budget

CITY OF MORENO VALLEY  
NON-GENERAL FUND  
FY 2024/25 Ratification Amendments

EXHIBIT A

Department	Fund	Account Description	General Ledger Account	Project	Amendment	Description - Ratification
Parks & Community Svc	5011	Salaries-Reimbursable (In/Out)	5011-50-59-35312-611510		(8,644)	Allocate project budget
Parks & Community Svc	5011	Salaries-Reimbursable (In/Out)	5011-50-59-35312-611510	PCS SPG-ARTS - PCS Spring Events, Festival of Arts	8,644	Allocate project budget
Parks & Community Svc	5011	Marketing Svcs - Advertising	5011-50-59-35312-620610		(750)	Allocate project budget
Parks & Community Svc	5011	Marketing Svcs - Advertising	5011-50-59-35312-620610	PCS SPG-ARTS - PCS Spring Events, Festival of Arts	750	Allocate project budget
Parks & Community Svc	5011	Marketing Svcs - PR/Promotions	5011-50-59-35312-620620		(1,000)	Allocate project budget
Parks & Community Svc	5011	Marketing Svcs - PR/Promotions	5011-50-59-35312-620620	PCS SPG-ARTS - PCS Spring Events, Festival of Arts	1,000	Allocate project budget
Parks & Community Svc	5011	Contractual Svcs - Other	5011-50-59-35312-625099		(11,150)	Allocate project budget
Parks & Community Svc	5011	Contractual Svcs - Other	5011-50-59-35312-625099	PCS SPG-ARTS - PCS Spring Events, Festival of Arts	11,150	Allocate project budget
Parks & Community Svc	5011	Oper Mtrls - Recreation	5011-50-59-35312-630312		(3,150)	Allocate project budget
Parks & Community Svc	5011	Oper Mtrls - Recreation	5011-50-59-35312-630312	PCS SPG-ARTS - PCS Spring Events, Festival of Arts	3,150	Allocate project budget
Public Works	3008	CIP Other	3008-70-77-80001-720199	801 0112-3008-99	580,366	Reallocation of budget
Public Works	3008	CIP Other	3008-70-77-80001-720199	801 0110-3008-99	500,000	Reallocation of budget
Public Works	3008	CIP Other	3008-70-77-80001-720199	801 0096-3008-99	(1,080,366)	Reallocation of budget
Public Works	3008	CIP Other	3008-70-77-80001-720199	801 0097	(1,999,905)	Reallocation of budget
Public Works	3008	CIP Other	3008-70-77-80001-720199	801 0110	1,999,905	Reallocation of budget
<b>EXPENSE TOTAL</b>					<b>\$ (1,952,614)</b>	

City of Moreno Valley  
 FY 2023/24 - 2024/25  
 City Position Summary

Position Title	Adopted Qtrly					
	FY	FY	FY	FY	FY	FY
	2022/23	2023/24	2023/24	2023/24	2024/25	2024/25
No.	Adj.	Adj.	No.	Adj.	No.	
Accountant I	1	-	-	1	-	1
Accountant II	1	-	-	1	-	1
Accounting Assistant	3	(1)	-	2	-	2
Accounting Technician	1	-	-	1	-	1
Accounts Payable Supervisor	1	-	-	1	-	1
Administrative Assistant	7	3	-	10	-	10
Animal Care Technician	5	-	-	5	-	5
Animal Care Technician Supervisor	1	-	-	1	-	1
Animal Control Officer	6	-	-	6	-	6
Animal Rescue Coordinator	1	-	-	1	-	1
Animal Services Assistant	4	-	-	4	-	4
Animal Services Dispatcher	1	-	-	1	-	1
Animal Services Division Manager	1	-	-	1	-	1
Animal Services Field Supervisor	1	-	-	1	-	1
Animal Services License Inspector	1	-	-	1	-	1
Animal Services Office Supervisor	1	-	-	1	-	1
Applications & Database Administrator	1	-	-	1	-	1
Applications Analyst	1	1	-	2	-	2
Assistant City Manager (Administration)	1	-	-	1	-	1
Assistant City Manager (Development)	1	-	-	1	-	1
Assistant to the City Manager	1	-	-	1	-	1
Assistant Crossing Guard Supervisor	1	-	-	1	-	1
Assistant Engineer	2	-	-	2	-	2
Assistant Network Administrator	1	-	-	1	-	1
Associate Engineer I	2	-	-	2	-	2
Associate Engineer II	3	-	-	3	-	3
Associate Planner	4	-	-	4	-	4
Audio Visual Technician	2	-	-	2	-	2
Banquet Facility Representative	1	-	-	1	-	1
Building Division Manager/Official	1	-	-	1	-	1
Building Inspector II	4	(1)	-	3	-	3
Building Safety Supervisor	1	-	-	1	-	1
Business License Liaison	1	-	-	1	-	1
Chief Financial Officer	-	1	-	1	-	1
Child Care Assistant	4	-	-	4	-	4
Child Care Instructor II	4	-	-	4	-	4
Child Care Program Manager	1	-	-	1	-	1
Child Care Site Supervisor	4	-	-	4	-	4
City Manager	1	-	-	1	-	1
Community Development Director	1	-	-	1	-	1
Community Enhancement Division Manager	1	-	-	1	-	1
Community Enhancement Officer I	6	-	-	6	-	6
Community Enhancement Officer II	3	-	-	3	-	3
Community Enhancement Supervisor	1	-	-	1	-	1
Community Services Assistant Coordinator	4	-	-	4	-	4
Community Services Coordinator	4	-	-	4	-	4
Community Services Division Manager	-	1	-	1	-	1
Community Services Supervisor	4	-	-	4	-	4
Construction Inspector	2	-	-	2	-	2
Construction Inspector Supervisor	1	-	-	1	-	1
Crossing Guard	35	-	-	35	-	35
Crossing Guard Supervisor	1	-	-	1	-	1
Customer Service Manager	-	1	-	1	-	1
Deputy City Clerk	1	-	-	1	-	1
Deputy City Manager	1	-	-	1	-	1
Deputy Compliance Director	-	1	-	1	-	1
Deputy Finance Director	1	-	-	1	-	1
Economic Development Division Manager	2	-	-	2	-	2
Economic Development & Housing Director	-	1	-	1	-	1
Electric Utility Assistant Manager	-	-	1	1	-	1
Electric Utility Chief Engineer	1	-	(1)	-	-	-

City of Moreno Valley  
 FY 2023/24 - 2024/25  
 City Position Summary

Position Title	Adopted Qtrly					
	FY	FY	FY	FY	FY	FY
	2022/23	2023/24	2023/24	2023/24	2024/25	2024/25
No.	Adj.	Adj.	No.	Adj.	No.	
Electric Utility Division Manager	1	-	-	1	-	1
Electric Utility Program Coordinator	1	-	-	1	-	1
Emergency Management Coordinator	-	-	2	2	-	2
Emergency Management & Volunteer Services Program Manager	1	-	-	1	-	1
Emergency Management & Volunteer Services Program Specialist	1	-	(1)	-	-	-
Engineering Division Manager/Assistant City Engineer	1	-	-	1	-	1
Enterprise Systems Administrator	1	-	-	1	-	1
Equipment Operator	6	-	-	6	-	6
Executive Assistant I	5	-	-	5	-	5
Executive Assistant to Mayor/City Council	1	-	-	1	-	1
Facilities Maintenance Mechanic	1	-	-	1	-	1
Facilities Maintenance Worker	3	-	-	3	1	4
Financial Operations Division Manager	1	-	-	1	-	1
Financial Resources Division Manager	1	-	-	1	-	1
Fleet & Facilities Division Manager	-	1	-	1	-	1
Fleet & Facilities Maintenance Supervisor	1	-	-	1	-	1
GIS Administrator	1	-	-	1	-	1
GIS Applications Analyst	1	-	-	1	-	1
GIS Specialist	1	-	(1)	-	-	-
Grants Division Manager	1	-	-	1	-	1
Grants Program Manager	1	-	(1)	-	-	-
Human Resources Analyst	1	-	-	1	-	1
Human Resources Director	-	1	-	1	-	1
Human Resources Division Manager	1	-	-	1	-	1
Human Resources Technician	-	2	-	2	-	2
Information Technology Technician	2	-	-	2	-	2
Landscape Services Inspector	2	-	-	2	-	2
Lead Facilities Maintenance Worker	1	-	-	1	-	1
Lead Maintenance Worker	4	-	-	4	-	4
Lead Parks Maintenance Worker	7	-	-	7	-	7
Lead Traffic Sign/Marking Technician	2	-	-	2	-	2
Lead Vehicle/Equipment Technician	1	-	-	1	-	1
Maintenance & Operations Division Manager	1	-	-	1	-	1
Maintenance Worker I/II	27	-	-	27	-	27
Maintenance Worker/Work Release Coordinator	1	-	-	1	-	1
Management Aide	7	-	-	7	-	7
Management Analyst	8	(1)	-	7	-	7
Management Assistant	8	4	(2)	10	-	10
Manager of the Office of Mayor & City Council/City Clerk	1	-	-	1	-	1
Media & Communications Division Manager	1	-	-	1	-	1
Network Administrator	1	-	-	1	-	1
Network & Systems Specialist	1	-	-	1	-	1
Paralegal	1	-	-	1	-	1
Park Ranger	4	-	-	4	-	4
Parking Control Officer	2	-	-	2	-	2
Parks & Community Services Administration & Financial Services Division Manager	-	1	-	1	-	1
Parks & Community Services Deputy Director	1	(1)	-	-	-	-
Parks & Community Services Director	1	-	-	1	-	1
Parks & Landscape Services Division Manager	1	-	-	1	-	1
Parks Maintenance Supervisor	2	-	-	2	-	2
Parks Maintenance Worker	18	-	-	18	-	18
Parks Project Manager	1	-	-	1	-	1
Payroll Division Manager	-	-	1	1	-	1
Payroll Supervisor	1	-	(1)	-	-	-
Permit Technician	4	-	-	4	-	4
Planning Division Manager/Official	1	-	-	1	-	1
Power Supply Manager	-	-	1	1	-	1
Principal Accountant	1	-	-	1	-	1
Principal Engineer	2	-	-	2	-	2
Principal Engineer/City Traffic Engineer	1	-	-	1	-	1
Principal Planner	1	-	-	1	-	1

City of Moreno Valley  
 FY 2023/24 - 2024/25  
 City Position Summary

Position Title	Adopted Qtrly					
	FY	FY	FY	FY	FY	FY
	2022/23	2023/24	2023/24	2023/24	2024/25	2024/25
No.	Adj.	Adj.	No.	Adj.	No.	
Program Analyst	-	-	1	1	-	1
Public Information/Intergovernmental Relations Officer	1	-	-	1	-	1
Public Safety Contracts Administrator	1	-	-	1	-	1
Purchasing Division Manager	1	-	-	1	-	1
Public Works Director/City Engineer	1	-	-	1	-	1
Recycling Specialist	1	1	-	2	-	2
Registered Veterinary Technician	1	-	-	1	-	1
Resource Analyst	-	1	(1)	-	-	-
Security Guard	2	-	-	2	-	2
Senior Accountant	4	-	-	4	-	4
Senior Administrative Assistant	13	(1)	(1)	11	(1)	10
Senior Applications Analyst	1	1	-	2	-	2
Senior Building Inspector	-	1	-	1	-	1
Senior Community Enhancement Officer	2	-	-	2	-	2
Senior Construction Inspector	2	-	-	2	-	2
Senior Deputy City Clerk	1	-	-	1	-	1
Senior Electrical Engineer	1	-	-	1	-	1
Senior Engineer, P.E.	5	-	-	5	-	5
Senior Equipment Operator	1	-	-	1	-	1
Senior Graphics Designer	1	-	-	1	-	1
Senior Human Resources Analyst	1	-	-	1	-	1
Senior Landscape Services Inspector	1	-	-	1	-	1
Senior Management Analyst	13	3	1	17	-	17
Senior Office Assistant	3	-	-	3	-	3
Senior Parking Control Officer	1	-	-	1	-	1
Senior Parks Maintenance Technician	2	-	-	2	-	2
Senior Payroll Technician	1	-	-	1	-	1
Senior Permit Technician	3	-	-	3	-	3
Senior Planner	1	-	-	1	-	1
Senior Risk Analyst	-	1	-	1	-	1
Senior Telecommunications Technician	1	-	-	1	-	1
Senior Traffic Signal Technician	1	-	-	1	-	1
Special Districts Division Manager	1	-	-	1	-	1
Special Events & Facilities Division Manager	1	-	-	1	-	1
Storekeeper	1	1	-	2	-	2
Strategic Initiatives Manager	1	-	-	1	-	1
Street Maintenance Supervisor	2	-	-	2	-	2
Telecommunications Engineer/Administrator	1	-	-	1	-	1
Telecommunications Technician	1	-	1	2	-	2
Traffic Operations Supervisor	1	-	-	1	-	1
Traffic Signal Technician	2	-	-	2	-	2
Traffic Sign/Marking Technician I	1	-	-	1	-	1
Traffic Sign/Marking Technician II	2	-	-	2	-	2
Utility Finance Manager	-	1	-	1	-	1
Vehicle/Equipment Technician	3	-	-	3	-	3
<b>Total</b>	<b>381</b>	<b>22</b>	<b>(1)</b>	<b>402</b>	<b>-</b>	<b>402</b>

Note: Excludes City Council Members, Planning Commissioners and temporary positions.

Per Municipal Code 2.18.010, the Planning Commission shall consist of seven members who shall receive such compensation as may be established from time to time by resolution of the City Council.

**CITY OF MORENO VALLEY**

**SALARY SCALE - CAREER POSITIONS**

EFFECTIVE 07/06/2024

Exhibit C

TITLE	GRP	GRADE										
			A	B	C	D	E	F	G	H	I	
				5.0%	5.0%	5.0%	5.0%	5.0%	5.0%	5.0%	2.5%	2.5%
Accountant I	NE	C22	Annual	75,628.80	79,414.40	83,387.20	87,547.20	91,915.20	96,512.00	101,337.60	103,875.20	106,475.20
			Monthly	6,302.40	6,617.87	6,948.93	7,295.60	7,659.60	8,042.67	8,444.80	8,656.27	8,872.93
			Hourly	36.3600	38.1800	40.0900	42.0900	44.1900	46.4000	48.7200	49.9400	51.1900
Accountant II	PAM	C24	Annual	83,387.20	87,547.20	91,915.20	96,512.00	101,337.60	106,412.80	111,737.60	114,524.80	117,395.20
			Monthly	6,948.93	7,295.60	7,659.60	8,042.67	8,444.80	8,867.73	9,311.47	9,543.73	9,782.93
			Hourly	40.0900	42.0900	44.1900	46.4000	48.7200	51.1600	53.7200	55.0600	56.4400
Accounting Assistant	NE	C14	Annual	51,209.60	53,768.00	56,451.20	59,280.00	62,254.40	65,374.40	68,640.00	70,366.40	72,134.40
			Monthly	4,267.47	4,480.67	4,704.27	4,940.00	5,187.87	5,447.87	5,720.00	5,863.87	6,011.20
			Hourly	24.6200	25.8500	27.1400	28.5000	29.9300	31.4300	33.0000	33.8300	34.6800
Accounting Technician	NE	C17	Annual	59,280.00	62,254.40	65,374.40	68,640.00	72,072.00	75,670.40	79,456.00	81,452.80	83,491.20
			Monthly	4,940.00	5,187.87	5,447.87	5,720.00	6,006.00	6,305.87	6,621.33	6,787.73	6,957.60
			Hourly	28.5000	29.9300	31.4300	33.0000	34.6500	36.3800	38.2000	39.1600	40.1400
Accounts Payable Supervisor	NE	C22	Annual	75,628.80	79,414.40	83,387.20	87,547.20	91,915.20	96,512.00	101,337.60	103,875.20	106,475.20
			Monthly	6,302.40	6,617.87	6,948.93	7,295.60	7,659.60	8,042.67	8,444.80	8,656.27	8,872.93
			Hourly	36.3600	38.1800	40.0900	42.0900	44.1900	46.4000	48.7200	49.9400	51.1900
Administrative Assistant	NE	C16	Annual	56,451.20	59,280.00	62,254.40	65,374.40	68,640.00	72,072.00	75,670.40	77,563.20	79,497.60
			Monthly	4,704.27	4,940.00	5,187.87	5,447.87	5,720.00	6,006.00	6,305.87	6,463.60	6,624.80
			Hourly	27.1400	28.5000	29.9300	31.4300	33.0000	34.6500	36.3800	37.2900	38.2200
Animal Care Technician	NE	C11	Annual	44,241.60	46,446.40	48,776.00	51,209.60	53,768.00	56,451.20	59,280.00	60,756.80	62,275.20
			Monthly	3,686.80	3,870.53	4,064.67	4,267.47	4,480.67	4,704.27	4,940.00	5,063.07	5,189.60
			Hourly	21.2700	22.3300	23.4500	24.6200	25.8500	27.1400	28.5000	29.2100	29.9400
Animal Care Technician Supervisor	PAM	C21	Annual	72,051.20	75,649.60	79,435.20	83,408.00	87,588.80	91,977.60	96,574.40	98,987.20	101,462.40
			Monthly	6,004.27	6,304.13	6,619.60	6,950.67	7,299.07	7,664.80	8,047.87	8,248.93	8,455.20
			Hourly	34.6400	36.3700	38.1900	40.1000	42.1100	44.2200	46.4300	47.5900	48.7800
Animal Control Officer	NE	C15	Annual	53,768.00	56,451.20	59,280.00	62,254.40	65,374.40	68,640.00	72,072.00	73,881.60	75,732.80
			Monthly	4,480.67	4,704.27	4,940.00	5,187.87	5,447.87	5,720.00	6,006.00	6,156.80	6,311.07
			Hourly	25.8500	27.1400	28.5000	29.9300	31.4300	33.0000	34.6500	35.5200	36.4100
Animal Rescue Coordinator	NE	C11	Annual	44,241.60	46,446.40	48,776.00	51,209.60	53,768.00	56,451.20	59,280.00	60,756.80	62,275.20
			Monthly	3,686.80	3,870.53	4,064.67	4,267.47	4,480.67	4,704.27	4,940.00	5,063.07	5,189.60
			Hourly	21.2700	22.3300	23.4500	24.6200	25.8500	27.1400	28.5000	29.2100	29.9400
Animal Services Assistant	NE	C10	Annual	42,120.00	44,220.80	46,425.60	48,755.20	51,188.80	53,747.20	56,430.40	57,844.80	59,300.80
			Monthly	3,510.00	3,685.07	3,868.80	4,062.93	4,265.73	4,478.93	4,702.53	4,820.40	4,941.73
			Hourly	20.2500	21.2600	22.3200	23.4400	24.6100	25.8400	27.1300	27.8100	28.5100
Animal Services Dispatcher	NE	C10	Annual	42,120.00	44,220.80	46,425.60	48,755.20	51,188.80	53,747.20	56,430.40	57,844.80	59,300.80
			Monthly	3,510.00	3,685.07	3,868.80	4,062.93	4,265.73	4,478.93	4,702.53	4,820.40	4,941.73
			Hourly	20.2500	21.2600	22.3200	23.4400	24.6100	25.8400	27.1300	27.8100	28.5100
Animal Services Division Manager	DMG	C30	Annual	111,758.40	117,353.60	123,219.20	129,376.00	135,844.80	142,646.40	149,780.80	153,524.80	157,372.80
			Monthly	9,313.20	9,779.47	10,268.27	10,781.33	11,320.40	11,887.20	12,481.73	12,793.73	13,114.40
			Hourly	53.7300	56.4200	59.2400	62.2000	65.3100	68.5800	72.0100	73.8100	75.6600

**CITY OF MORENO VALLEY**

**SALARY SCALE - CAREER POSITIONS**

EFFECTIVE 07/06/2024

Exhibit C

TITLE	GRP	GRADE										
			A	B	C	D	E	F	G	H	I	
			5.0%	5.0%	5.0%	5.0%	5.0%	5.0%	5.0%	2.5%	2.5%	
Animal Services Field Supervisor	PAM	C22	Annual	75,628.80	79,414.40	83,387.20	87,547.20	91,915.20	96,512.00	101,337.60	103,875.20	106,475.20
			Monthly	6,302.40	6,617.87	6,948.93	7,295.60	7,659.60	8,042.67	8,444.80	8,656.27	8,872.93
			Hourly	36.3600	38.1800	40.0900	42.0900	44.1900	46.4000	48.7200	49.9400	51.1900
Animal Services License Inspector	NE	C11	Annual	44,241.60	46,446.40	48,776.00	51,209.60	53,768.00	56,451.20	59,280.00	60,756.80	62,275.20
			Monthly	3,686.80	3,870.53	4,064.67	4,267.47	4,480.67	4,704.27	4,940.00	5,063.07	5,189.60
			Hourly	21.2700	22.3300	23.4500	24.6200	25.8500	27.1400	28.5000	29.2100	29.9400
Animal Services Office Supervisor	PAM	C21	Annual	72,051.20	75,649.60	79,435.20	83,408.00	87,588.80	91,977.60	96,574.40	98,987.20	101,462.40
			Monthly	6,004.27	6,304.13	6,619.60	6,950.67	7,299.07	7,664.80	8,047.87	8,248.93	8,455.20
			Hourly	34.6400	36.3700	38.1900	40.1000	42.1100	44.2200	46.4300	47.5900	48.7800
Applications & Database Administrator	PAM	C29	Annual	106,412.80	111,737.60	117,332.80	123,198.40	129,355.20	135,824.00	142,625.60	146,182.40	149,843.20
			Monthly	8,867.73	9,311.47	9,777.73	10,266.53	10,779.60	11,318.67	11,885.47	12,181.87	12,486.93
			Hourly	51.1600	53.7200	56.4100	59.2300	62.1900	65.3000	68.5700	70.2800	72.0400
Applications Analyst	PAM	C25	Annual	87,568.00	91,956.80	96,553.60	101,379.20	106,454.40	111,779.20	117,374.40	120,307.20	123,323.20
			Monthly	7,297.33	7,663.07	8,046.13	8,448.27	8,871.20	9,314.93	9,781.20	10,025.60	10,276.93
			Hourly	42.1000	44.2100	46.4200	48.7400	51.1800	53.7400	56.4300	57.8400	59.2900
Assistant to the City Manager	PAM	C24	Annual	83,387.20	87,547.20	91,915.20	96,512.00	101,337.60	106,412.80	111,737.60	114,524.80	117,395.20
			Monthly	6,948.93	7,295.60	7,659.60	8,042.67	8,444.80	8,867.73	9,311.47	9,543.73	9,782.93
			Hourly	40.0900	42.0900	44.1900	46.4000	48.7200	51.1600	53.7200	55.0600	56.4400
Assistant Crossing Guard Supervisor	NE	C05	Annual	38,209.60	38,209.60	40,123.20	42,120.00	42,120.00	44,220.80	44,220.80	46,425.60	46,425.60
			Monthly	3,184.13	3,184.13	3,343.60	3,510.00	3,510.00	3,685.07	3,685.07	3,868.80	3,868.80
			Hourly	18.3700	19.2900	19.2900	20.2500	20.2500	21.2600	21.2600	22.3200	22.3200
Assistant Engineer	PAM	C25	Annual	87,568.00	91,956.80	96,553.60	101,379.20	106,454.40	111,779.20	117,374.40	120,307.20	123,323.20
			Monthly	7,297.33	7,663.07	8,046.13	8,448.27	8,871.20	9,314.93	9,781.20	10,025.60	10,276.93
			Hourly	42.1000	44.2100	46.4200	48.7400	51.1800	53.7400	56.4300	57.8400	59.2900
Assistant Network Administrator	PAM	C26	Annual	91,936.00	96,532.80	101,358.40	106,433.60	111,758.40	117,353.60	123,219.20	126,297.60	129,459.20
			Monthly	7,661.33	8,044.40	8,446.53	8,869.47	9,313.20	9,779.47	10,268.27	10,524.80	10,788.27
			Hourly	44.2000	46.4100	48.7300	51.1700	53.7300	56.4200	59.2400	60.7200	62.2400
Associate Engineer I	PAM	C28	Annual	101,358.40	106,433.60	111,758.40	117,353.60	123,219.20	129,376.00	135,844.80	139,235.20	142,708.80
			Monthly	8,446.53	8,869.47	9,313.20	9,779.47	10,268.27	10,781.33	11,320.40	11,602.93	11,892.40
			Hourly	48.7300	51.1700	53.7300	56.4200	59.2400	62.2000	65.3100	66.9400	68.6100
Associate Engineer II	PAM	C29	Annual	106,412.80	111,737.60	117,332.80	123,198.40	129,355.20	135,824.00	142,625.60	146,182.40	149,843.20
			Monthly	8,867.73	9,311.47	9,777.73	10,266.53	10,779.60	11,318.67	11,885.47	12,181.87	12,486.93
			Hourly	51.1600	53.7200	56.4100	59.2300	62.1900	65.3000	68.5700	70.2800	72.0400
Associate Planner	PAM	C25	Annual	87,568.00	91,956.80	96,553.60	101,379.20	106,454.40	111,779.20	117,374.40	120,307.20	123,323.20
			Monthly	7,297.33	7,663.07	8,046.13	8,448.27	8,871.20	9,314.93	9,781.20	10,025.60	10,276.93
			Hourly	42.1000	44.2100	46.4200	48.7400	51.1800	53.7400	56.4300	57.8400	59.2900
Audio Visual Technician	NE	C18	Annual	62,233.60	65,353.60	68,619.20	72,051.20	75,649.60	79,435.20	83,408.00	85,488.00	87,630.40
			Monthly	5,186.13	5,446.13	5,718.27	6,004.27	6,304.13	6,619.60	6,950.67	7,124.00	7,302.53
			Hourly	29.9200	31.4200	32.9900	34.6400	36.3700	38.1900	40.1000	41.1000	42.1300



**CITY OF MORENO VALLEY**

**SALARY SCALE - CAREER POSITIONS**

EFFECTIVE 07/06/2024

Exhibit C

TITLE	GRP	GRADE										
			A	B	C	D	E	F	G	H	I	
				5.0%	5.0%	5.0%	5.0%	5.0%	5.0%	5.0%	2.5%	2.5%
Banquet Facility Representative	PAM	C19	Annual	65,332.80	68,598.40	72,030.40	75,628.80	79,414.40	83,387.20	87,547.20	89,731.20	91,977.60
			Monthly	5,444.40	5,716.53	6,002.53	6,302.40	6,617.87	6,948.93	7,295.60	7,477.60	7,664.80
			Hourly	31.4100	32.9800	34.6300	36.3600	38.1800	40.0900	42.0900	43.1400	44.2200
Building Division Manager/Official	DMG	C34	Annual	145,745.60	153,025.60	160,680.00	168,708.80	177,153.60	186,014.40	195,312.00	200,200.00	205,212.80
			Monthly	12,145.47	12,752.13	13,390.00	14,059.07	14,762.80	15,501.20	16,276.00	16,683.33	17,101.07
			Hourly	70.0700	73.5700	77.2500	81.1100	85.1700	89.4300	93.9000	96.2500	98.6600
Building Inspector II	NE	C24	Annual	83,387.20	87,547.20	91,915.20	96,512.00	101,337.60	106,412.80	111,737.60	114,524.80	117,395.20
			Monthly	6,948.93	7,295.60	7,659.60	8,042.67	8,444.80	8,867.73	9,311.47	9,543.73	9,782.93
			Hourly	40.0900	42.0900	44.1900	46.4000	48.7200	51.1600	53.7200	55.0600	56.4400
Building Safety Supervisor	PAM	C27	Annual	96,532.80	101,358.40	106,433.60	111,758.40	117,353.60	123,219.20	129,376.00	132,620.80	135,928.00
			Monthly	8,044.40	8,446.53	8,869.47	9,313.20	9,779.47	10,268.27	10,781.33	11,051.73	11,327.33
			Hourly	46.4100	48.7300	51.1700	53.7300	56.4200	59.2400	62.2000	63.7600	65.3500
Business License Liaison	NE	C16	Annual	56,451.20	59,280.00	62,254.40	65,374.40	68,640.00	72,072.00	75,670.40	77,563.20	79,497.60
			Monthly	4,704.27	4,940.00	5,187.87	5,447.87	5,720.00	6,006.00	6,305.87	6,463.60	6,624.80
			Hourly	27.1400	28.5000	29.9300	31.4300	33.0000	34.6500	36.3800	37.2900	38.2200
Child Care Assistant	GRA	CC09	Annual	36,628.80	40,768.00	42,806.40	44,948.80	47,195.20	49,545.60	52,020.80	54,620.80	57,345.60
			Monthly	3,052.40	3,397.33	3,567.20	3,745.73	3,932.93	4,128.80	4,335.07	4,551.73	4,778.80
			Hourly	18.6700	19.6000	20.5800	21.6100	22.6900	23.8200	25.0100	26.2600	27.5700
Child Care Instructor II	GRA	CC11	Annual	41,953.60	44,054.40	46,259.20	48,568.00	51,001.60	53,560.00	56,243.20	57,657.60	59,092.80
			Monthly	3,496.13	3,671.20	3,854.93	4,047.33	4,250.13	4,463.33	4,686.93	4,804.80	4,924.40
			Hourly	20.1700	21.1800	22.2400	23.3500	24.5200	25.7500	27.0400	27.7200	28.4100
Child Care Program Manager	PAM	C19	Annual	65,332.80	68,598.40	72,030.40	75,628.80	79,414.40	83,387.20	87,547.20	89,731.20	91,977.60
			Monthly	5,444.40	5,716.53	6,002.53	6,302.40	6,617.87	6,948.93	7,295.60	7,477.60	7,664.80
			Hourly	31.4100	32.9800	34.6300	36.3600	38.1800	40.0900	42.0900	43.1400	44.2200
Child Care Site Supervisor	GRA	C15	Annual	53,768.00	56,451.20	59,280.00	62,254.40	65,374.40	68,640.00	72,072.00	73,881.60	75,732.80
			Monthly	4,480.67	4,704.27	4,940.00	5,187.87	5,447.87	5,720.00	6,006.00	6,156.80	6,311.07
			Hourly	25.8500	27.1400	28.5000	29.9300	31.4300	33.0000	34.6500	35.5200	36.4100
Community Enhancement Division Manager	DMG	C30	Annual	111,758.40	117,353.60	123,219.20	129,376.00	135,844.80	142,646.40	149,780.80	153,524.80	157,372.80
			Monthly	9,313.20	9,779.47	10,268.27	10,781.33	11,320.40	11,887.20	12,481.73	12,793.73	13,114.40
			Hourly	53.7300	56.4200	59.2400	62.2000	65.3100	68.5800	72.0100	73.8100	75.6600
Community Enhancement Officer I	NE	C18	Annual	62,233.60	65,353.60	68,619.20	72,051.20	75,649.60	79,435.20	83,408.00	85,488.00	87,630.40
			Monthly	5,186.13	5,446.13	5,718.27	6,004.27	6,304.13	6,619.60	6,950.67	7,124.00	7,302.53
			Hourly	29.9200	31.4200	32.9900	34.6400	36.3700	38.1900	40.1000	41.1000	42.1300
Community Enhancement Officer II	NE	C20	Annual	68,598.40	72,030.40	75,628.80	79,414.40	83,387.20	87,547.20	91,915.20	94,203.20	96,553.60
			Monthly	5,716.53	6,002.53	6,302.40	6,617.87	6,948.93	7,295.60	7,659.60	7,850.27	8,046.13
			Hourly	32.9800	34.6300	36.3600	38.1800	40.0900	42.0900	44.1900	45.2900	46.4200
Community Enhancement Supervisor	PAM	C23	Annual	79,435.20	83,408.00	87,588.80	91,977.60	96,574.40	101,400.00	106,475.20	109,137.60	111,862.40
			Monthly	6,619.60	6,950.67	7,299.07	7,664.80	8,047.87	8,450.00	8,872.93	9,094.80	9,321.87
			Hourly	38.1900	40.1000	42.1100	44.2200	46.4300	48.7500	51.1900	52.4700	53.7800

**CITY OF MORENO VALLEY**

**SALARY SCALE - CAREER POSITIONS**

EFFECTIVE 07/06/2024

Exhibit C

TITLE	GRP	GRADE										
				A	B	C	D	E	F	G	H	I
				5.0%	5.0%	5.0%	5.0%	5.0%	5.0%	5.0%	2.5%	2.5%
Community Services Assistant Coordinator	NE	C08	Annual	38,209.60	40,123.20	42,120.00	44,220.80	46,425.60	48,755.20	51,188.80	52,478.40	53,788.80
			Monthly	3,184.13	3,343.60	3,510.00	3,685.07	3,868.80	4,062.93	4,265.73	4,373.20	4,482.40
			Hourly	18.3700	19.2900	20.2500	21.2600	22.3200	23.4400	24.6100	25.2300	25.8600
Community Services Coordinator	NE	C10	Annual	42,120.00	44,220.80	46,425.60	48,755.20	51,188.80	53,747.20	56,430.40	57,844.80	59,300.80
			Monthly	3,510.00	3,685.07	3,868.80	4,062.93	4,265.73	4,478.93	4,702.53	4,820.40	4,941.73
			Hourly	20.2500	21.2600	22.3200	23.4400	24.6100	25.8400	27.1300	27.8100	28.5100
Community Services Division Manager	DMG	C30	Annual	111,758.40	117,353.60	123,219.20	129,376.00	135,844.80	142,646.40	149,780.80	153,524.80	157,372.80
			Monthly	9,313.20	9,779.47	10,268.27	10,781.33	11,320.40	11,887.20	12,481.73	12,793.73	13,114.40
			Hourly	53.7300	56.4200	59.2400	62.2000	65.3100	68.5800	72.0100	73.8100	75.6600
Community Services Supervisor	PAM	C19	Annual	65,332.80	68,598.40	72,030.40	75,628.80	79,414.40	83,387.20	87,547.20	89,731.20	91,977.60
			Monthly	5,444.40	5,716.53	6,002.53	6,302.40	6,617.87	6,948.93	7,295.60	7,477.60	7,664.80
			Hourly	31.4100	32.9800	34.6300	36.3600	38.1800	40.0900	42.0900	43.1400	44.2200
Construction Inspector	NE	C22	Annual	75,628.80	79,414.40	83,387.20	87,547.20	91,915.20	96,512.00	101,337.60	103,875.20	106,475.20
			Monthly	6,302.40	6,617.87	6,948.93	7,295.60	7,659.60	8,042.67	8,444.80	8,656.27	8,872.93
			Hourly	36.3600	38.1800	40.0900	42.0900	44.1900	46.4000	48.7200	49.9400	51.1900
Construction Inspector Supervisor	PAM	C25	Annual	87,568.00	91,956.80	96,553.60	101,379.20	106,454.40	111,779.20	117,374.40	120,307.20	123,323.20
			Monthly	7,297.33	7,663.07	8,046.13	8,448.27	8,871.20	9,314.93	9,781.20	10,025.60	10,276.93
			Hourly	42.1000	44.2100	46.4200	48.7400	51.1800	53.7400	56.4300	57.8400	59.2900
Crossing Guard Supervisor	NE	C07	Annual	38,209.60	40,123.20	42,120.00	44,220.80	46,425.60	48,755.20	51,188.80	52,478.40	53,788.80
			Monthly	3,184.13	3,343.60	3,510.00	3,685.07	3,868.80	4,062.93	4,265.73	4,373.20	4,482.40
			Hourly	18.3700	19.2900	20.2500	21.2600	22.3200	23.4400	24.6100	25.2300	25.8600
Customer Service Manager	PAM	C26	Annual	91,936.00	96,532.80	101,358.40	106,433.60	111,758.40	117,353.60	123,219.20	126,297.60	129,459.20
			Monthly	7,661.33	8,044.40	8,446.53	8,869.47	9,313.20	9,779.47	10,268.27	10,524.80	10,788.27
			Hourly	44.2000	46.4100	48.7300	51.1700	53.7300	56.4200	59.2400	60.7200	62.2400
Deputy City Clerk	NE	C17	Annual	59,280.00	62,254.40	65,374.40	68,640.00	72,072.00	75,670.40	79,456.00	81,452.80	83,491.20
			Monthly	4,940.00	5,187.87	5,447.87	5,720.00	6,006.00	6,305.87	6,621.33	6,787.73	6,957.60
			Hourly	28.5000	29.9300	31.4300	33.0000	34.6500	36.3800	38.2000	39.1600	40.1400
Deputy City Manager	DMG	C30	Annual	111,758.40	117,353.60	123,219.20	129,376.00	135,844.80	142,646.40	149,780.80	153,524.80	157,372.80
			Monthly	9,313.20	9,779.47	10,268.27	10,781.33	11,320.40	11,887.20	12,481.73	12,793.73	13,114.40
			Hourly	53.7300	56.4200	59.2400	62.2000	65.3100	68.5800	72.0100	73.8100	75.6600
Deputy Compliance Director	DMG	C35	Annual	153,046.40	160,700.80	168,729.60	177,174.40	186,035.20	195,332.80	205,108.80	210,246.40	215,508.80
			Monthly	12,753.87	13,391.73	14,060.80	14,764.53	15,502.93	16,277.73	17,092.40	17,520.53	17,959.07
			Hourly	73.5800	77.2600	81.1200	85.1800	89.4400	93.9100	98.6100	101.0800	103.6100
Deputy Finance Director	DMG	C34	Annual	145,745.60	153,025.60	160,680.00	168,708.80	177,153.60	186,014.40	195,312.00	200,200.00	205,212.80
			Monthly	12,145.47	12,752.13	13,390.00	14,059.07	14,762.80	15,501.20	16,276.00	16,683.33	17,101.07
			Hourly	70.0700	73.5700	77.2500	81.1100	85.1700	89.4300	93.9000	96.2500	98.6600
Economic Development Division Manager	DMG	C30	Annual	111,758.40	117,353.60	123,219.20	129,376.00	135,844.80	142,646.40	149,780.80	153,524.80	157,372.80
			Monthly	9,313.20	9,779.47	10,268.27	10,781.33	11,320.40	11,887.20	12,481.73	12,793.73	13,114.40
			Hourly	53.7300	56.4200	59.2400	62.2000	65.3100	68.5800	72.0100	73.8100	75.6600

**CITY OF MORENO VALLEY**

**SALARY SCALE - CAREER POSITIONS**

**EFFECTIVE 07/06/2024**

Exhibit C

TITLE	GRP	GRADE										
			A	B	C	D	E	F	G	H	I	
				5.0%	5.0%	5.0%	5.0%	5.0%	5.0%	2.5%	2.5%	
Electric Utility Assistant Manager	PAM	C34	Annual	145,745.60	153,025.60	160,680.00	168,708.80	177,153.60	186,014.40	195,312.00	200,200.00	205,212.80
			Monthly	12,145.47	12,752.13	13,390.00	14,059.07	14,762.80	15,501.20	16,276.00	16,683.33	17,101.07
			Hourly	70.0700	73.5700	77.2500	81.1100	85.1700	89.4300	93.9000	96.2500	98.6600
Electric Utility Division Manager	DMG	C36	Annual	168,438.40	176,862.40	185,702.40	194,979.20	204,734.40	214,968.00	225,721.60	231,358.40	237,140.80
			Monthly	14,036.53	14,738.53	15,475.20	16,248.27	17,061.20	17,914.00	18,810.13	19,279.87	19,761.73
			Hourly	80.9800	85.0300	89.2800	93.7400	98.4300	103.3500	108.5200	111.2300	114.0100
Electric Utility Program Coordinator	PAM	C27	Annual	96,532.80	101,358.40	106,433.60	111,758.40	117,353.60	123,219.20	129,376.00	132,620.80	135,928.00
			Monthly	8,044.40	8,446.53	8,869.47	9,313.20	9,779.47	10,268.27	10,781.33	11,051.73	11,327.33
			Hourly	46.4100	48.7300	51.1700	53.7300	56.4200	59.2400	62.2000	63.7600	65.3500
Emergency Management Coordinator	PAM	C22	Annual	75,628.80	79,414.40	83,387.20	87,547.20	91,915.20	96,512.00	101,337.60	103,875.20	106,475.20
			Monthly	6,302.40	6,617.87	6,948.93	7,295.60	7,659.60	8,042.67	8,444.80	8,656.27	8,872.93
			Hourly	36.3600	38.1800	40.0900	42.0900	44.1900	46.4000	48.7200	49.9400	51.1900
Emergency Management & Volunteer Services Program Manager	DMG	C30	Annual	111,758.40	117,353.60	123,219.20	129,376.00	135,844.80	142,646.40	149,780.80	153,524.80	157,372.80
			Monthly	9,313.20	9,779.47	10,268.27	10,781.33	11,320.40	11,887.20	12,481.73	12,793.73	13,114.40
			Hourly	53.7300	56.4200	59.2400	62.2000	65.3100	68.5800	72.0100	73.8100	75.6600
Engineering Division Manager/Assistant City Engineer	DMG	C34	Annual	145,745.60	153,025.60	160,680.00	168,708.80	177,153.60	186,014.40	195,312.00	200,200.00	205,212.80
			Monthly	12,145.47	12,752.13	13,390.00	14,059.07	14,762.80	15,501.20	16,276.00	16,683.33	17,101.07
			Hourly	70.0700	73.5700	77.2500	81.1100	85.1700	89.4300	93.9000	96.2500	98.6600
Enterprise Systems Administrator	PAM	C31	Annual	117,332.80	123,198.40	129,355.20	135,824.00	142,625.60	149,760.00	157,248.00	161,179.20	165,214.40
			Monthly	9,777.73	10,266.53	10,779.60	11,318.67	11,885.47	12,480.00	13,104.00	13,431.60	13,767.87
			Hourly	56.4100	59.2300	62.1900	65.3000	68.5700	72.0000	75.6000	77.4900	79.4300
Equipment Operator	NE	C17	Annual	59,280.00	62,254.40	65,374.40	68,640.00	72,072.00	75,670.40	79,456.00	81,452.80	83,491.20
			Monthly	4,940.00	5,187.87	5,447.87	5,720.00	6,006.00	6,305.87	6,621.33	6,787.73	6,957.60
			Hourly	28.5000	29.9300	31.4300	33.0000	34.6500	36.3800	38.2000	39.1600	40.1400
Executive Assistant I	NE	C19	Annual	65,332.80	68,598.40	72,030.40	75,628.80	79,414.40	83,387.20	87,547.20	89,731.20	91,977.60
			Monthly	5,444.40	5,716.53	6,002.53	6,302.40	6,617.87	6,948.93	7,295.60	7,477.60	7,664.80
			Hourly	31.4100	32.9800	34.6300	36.3600	38.1800	40.0900	42.0900	43.1400	44.2200
Executive Assistant to Mayor/City Council	DMG	C30	Annual	111,758.40	117,353.60	123,219.20	129,376.00	135,844.80	142,646.40	149,780.80	153,524.80	157,372.80
			Monthly	9,313.20	9,779.47	10,268.27	10,781.33	11,320.40	11,887.20	12,481.73	12,793.73	13,114.40
			Hourly	53.7300	56.4200	59.2400	62.2000	65.3100	68.5800	72.0100	73.8100	75.6600
Facilities Maintenance Mechanic	NE	C15	Annual	53,768.00	56,451.20	59,280.00	62,254.40	65,374.40	68,640.00	72,072.00	73,881.60	75,732.80
			Monthly	4,480.67	4,704.27	4,940.00	5,187.87	5,447.87	5,720.00	6,006.00	6,156.80	6,311.07
			Hourly	25.8500	27.1400	28.5000	29.9300	31.4300	33.0000	34.6500	35.5200	36.4100
Facilities Maintenance Worker	NE	C13	Annual	48,755.20	51,188.80	53,747.20	56,430.40	59,259.20	62,212.80	65,332.80	66,976.00	68,660.80
			Monthly	4,062.93	4,265.73	4,478.93	4,702.53	4,938.27	5,184.40	5,444.40	5,581.33	5,721.73
			Hourly	23.4400	24.6100	25.8400	27.1300	28.4900	29.9100	31.4100	32.2000	33.0100
Financial Operations Division Manager	DMG	C33	Annual	135,574.40	142,355.20	149,468.80	156,936.00	164,777.60	173,014.40	181,667.20	186,201.60	190,860.80
			Monthly	11,297.87	11,862.93	12,455.73	13,078.00	13,731.47	14,417.87	15,138.93	15,516.80	15,905.07
			Hourly	65.1800	68.4400	71.8600	75.4500	79.2200	83.1800	87.3400	89.5200	91.7600

**CITY OF MORENO VALLEY**

**SALARY SCALE - CAREER POSITIONS**

EFFECTIVE 07/06/2024

Exhibit C

TITLE	GRP	GRADE										
			A	B	C	D	E	F	G	H	I	
			5.0%		5.0%	5.0%	5.0%	5.0%	5.0%	2.5%	2.5%	
Financial Resources Division Manager	DMG	C33	Annual	135,574.40	142,355.20	149,468.80	156,936.00	164,777.60	173,014.40	181,667.20	186,201.60	190,860.80
			Monthly	11,297.87	11,862.93	12,455.73	13,078.00	13,731.47	14,417.87	15,138.93	15,516.80	15,905.07
			Hourly	65.1800	68.4400	71.8600	75.4500	79.2200	83.1800	87.3400	89.5200	91.7600
Fleet & Facilities Division Manager	DMG	C31	Annual	117,332.80	123,198.40	129,355.20	135,824.00	142,625.60	149,760.00	157,248.00	161,179.20	165,214.40
			Monthly	9,777.73	10,266.53	10,779.60	11,318.67	11,885.47	12,480.00	13,104.00	13,431.60	13,767.87
			Hourly	56.4100	59.2300	62.1900	65.3000	68.5700	72.0000	75.6000	77.4900	79.4300
Fleet & Facilities Maintenance Supervisor	PAM	C27	Annual	96,532.80	101,358.40	106,433.60	111,758.40	117,353.60	123,219.20	129,376.00	132,620.80	135,928.00
			Annual	8,044.40	8,446.53	8,869.47	9,313.20	9,779.47	10,268.27	10,781.33	11,051.73	11,327.33
			Hourly	46.4100	48.7300	51.1700	53.7300	56.4200	59.2400	62.2000	63.7600	65.3500
GIS Administrator	PAM	C29	Annual	106,412.80	111,737.60	117,332.80	123,198.40	129,355.20	135,824.00	142,625.60	146,182.40	149,843.20
			Monthly	8,867.73	9,311.47	9,777.73	10,266.53	10,779.60	11,318.67	11,885.47	12,181.87	12,486.93
			Hourly	51.1600	53.7200	56.4100	59.2300	62.1900	65.3000	68.5700	70.2800	72.0400
GIS Applications Analyst	PAM	C25	Annual	87,568.00	91,956.80	96,553.60	101,379.20	106,454.40	111,779.20	117,374.40	120,307.20	123,323.20
			Monthly	7,297.33	7,663.07	8,046.13	8,448.27	8,871.20	9,314.93	9,781.20	10,025.60	10,276.93
			Hourly	42.1000	44.2100	46.4200	48.7400	51.1800	53.7400	56.4300	57.8400	59.2900
Grants Division Manager	DMG	C33	Annual	135,574.40	142,355.20	149,468.80	156,936.00	164,777.60	173,014.40	181,667.20	186,201.60	190,860.80
			Monthly	11,297.87	11,862.93	12,455.73	13,078.00	13,731.47	14,417.87	15,138.93	15,516.80	15,905.07
			Hourly	65.1800	68.4400	71.8600	75.4500	79.2200	83.1800	87.3400	89.5200	91.7600
Human Resources Analyst	PAM	C24	Annual	83,387.20	87,547.20	91,915.20	96,512.00	101,337.60	106,412.80	111,737.60	114,524.80	117,395.20
			Monthly	6,948.93	7,295.60	7,659.60	8,042.67	8,444.80	8,867.73	9,311.47	9,543.73	9,782.93
			Hourly	40.0900	42.0900	44.1900	46.4000	48.7200	51.1600	53.7200	55.0600	56.4400
Human Resources Division Manager	DMG	C34	Annual	145,745.60	153,025.60	160,680.00	168,708.80	177,153.60	186,014.40	195,312.00	200,200.00	205,212.80
			Monthly	12,145.47	12,752.13	13,390.00	14,059.07	14,762.80	15,501.20	16,276.00	16,683.33	17,101.07
			Hourly	70.0700	73.5700	77.2500	81.1100	85.1700	89.4300	93.9000	96.2500	98.6600
Human Resources Technician	NE	C22	Annual	75,628.80	79,414.40	83,387.20	87,547.20	91,915.20	96,512.00	101,337.60	103,875.20	106,475.20
			Monthly	6,302.40	6,617.87	6,948.93	7,295.60	7,659.60	8,042.67	8,444.80	8,656.27	8,872.93
			Hourly	36.3600	38.1800	40.0900	42.0900	44.1900	46.4000	48.7200	49.9400	51.1900
Information Technology Technician	NE	C20	Annual	68,598.40	72,030.40	75,628.80	79,414.40	83,387.20	87,547.20	91,915.20	94,203.20	96,553.60
			Monthly	5,716.53	6,002.53	6,302.40	6,617.87	6,948.93	7,295.60	7,659.60	7,850.27	8,046.13
			Hourly	32.9800	34.6300	36.3600	38.1800	40.0900	42.0900	44.1900	45.2900	46.4200
Landscape Services Inspector	NE	C18	Annual	62,233.60	65,353.60	68,619.20	72,051.20	75,649.60	79,435.20	83,408.00	85,488.00	87,630.40
			Monthly	5,186.13	5,446.13	5,718.27	6,004.27	6,304.13	6,619.60	6,950.67	7,124.00	7,302.53
			Hourly	29.9200	31.4200	32.9900	34.6400	36.3700	38.1900	40.1000	41.1000	42.1300
Lead Facilities Maintenance Worker	NE	C18	Annual	62,233.60	65,353.60	68,619.20	72,051.20	75,649.60	79,435.20	83,408.00	85,488.00	87,630.40
			Monthly	5,186.13	5,446.13	5,718.27	6,004.27	6,304.13	6,619.60	6,950.67	7,124.00	7,302.53
			Hourly	29.9200	31.4200	32.9900	34.6400	36.3700	38.1900	40.1000	41.1000	42.1300
Lead Maintenance Worker	NE	C19	Annual	65,332.80	68,598.40	72,030.40	75,628.80	79,414.40	83,387.20	87,547.20	89,731.20	91,977.60
			Monthly	5,444.40	5,716.53	6,002.53	6,302.40	6,617.87	6,948.93	7,295.60	7,477.60	7,664.80
			Hourly	31.4100	32.9800	34.6300	36.3600	38.1800	40.0900	42.0900	43.1400	44.2200

**CITY OF MORENO VALLEY**

**SALARY SCALE - CAREER POSITIONS**

EFFECTIVE 07/06/2024

Exhibit C

TITLE	GRP	GRADE										
			A	B	C	D	E	F	G	H	I	
				5.0%	5.0%	5.0%	5.0%	5.0%	5.0%	5.0%	2.5%	2.5%
Lead Parks Maintenance Worker	NE	C15	Annual	53,788.00	56,451.20	59,280.00	62,254.40	65,374.40	68,640.00	72,072.00	73,881.60	75,732.80
			Monthly	4,480.67	4,704.27	4,940.00	5,187.87	5,447.87	5,720.00	6,006.00	6,156.80	6,311.07
			Hourly	25.8500	27.1400	28.5000	29.9300	31.4300	33.0000	34.6500	35.5200	36.4100
Lead Traffic Sign/Marking Technician	NE	C18	Annual	62,233.60	65,353.60	68,619.20	72,051.20	75,649.60	79,435.20	83,408.00	85,488.00	87,630.40
			Monthly	5,186.13	5,446.13	5,718.27	6,004.27	6,304.13	6,619.60	6,950.67	7,124.00	7,302.53
			Hourly	29.9200	31.4200	32.9900	34.6400	36.3700	38.1900	40.1000	41.1000	42.1300
Lead Vehicle/Equipment Technician	NE	C19	Annual	65,332.80	68,598.40	72,030.40	75,628.80	79,414.40	83,387.20	87,547.20	89,731.20	91,977.60
			Monthly	5,444.40	5,716.53	6,002.53	6,302.40	6,617.87	6,948.93	7,295.60	7,477.60	7,664.80
			Hourly	31.4100	32.9800	34.6300	36.3600	38.1800	40.0900	42.0900	43.1400	44.2200
Maintenance & Operations Division Manager	DMG	C31	Annual	117,332.80	123,198.40	129,355.20	135,824.00	142,625.60	149,760.00	157,248.00	161,179.20	165,214.40
			Monthly	9,777.73	10,266.53	10,779.60	11,318.67	11,885.47	12,480.00	13,104.00	13,431.60	13,767.87
			Hourly	56.4100	59.2300	62.1900	65.3000	68.5700	72.0000	75.6000	77.4900	79.4300
Maintenance Worker I	NE	C12	Annual	46,446.40	48,776.00	51,209.60	53,788.00	56,451.20	59,280.00	62,254.40	63,814.40	65,416.00
			Monthly	3,870.53	4,064.67	4,267.47	4,480.67	4,704.27	4,940.00	5,187.87	5,317.87	5,451.33
			Hourly	22.3300	23.4500	24.6200	25.8500	27.1400	28.5000	29.9300	30.6800	31.4500
Maintenance Worker II	NE	C15	Annual	53,788.00	56,451.20	59,280.00	62,254.40	65,374.40	68,640.00	72,072.00	73,881.60	75,732.80
			Monthly	4,480.67	4,704.27	4,940.00	5,187.87	5,447.87	5,720.00	6,006.00	6,156.80	6,311.07
			Hourly	25.8500	27.1400	28.5000	29.9300	31.4300	33.0000	34.6500	35.5200	36.4100
Maintenance Worker/Work Release Coordinator	NE	C16	Annual	56,451.20	59,280.00	62,254.40	65,374.40	68,640.00	72,072.00	75,670.40	77,563.20	79,497.60
			Monthly	4,704.27	4,940.00	5,187.87	5,447.87	5,720.00	6,006.00	6,305.87	6,463.60	6,624.80
			Hourly	27.1400	28.5000	29.9300	31.4300	33.0000	34.6500	36.3800	37.2900	38.2200
Management Aide	NE	C18	Annual	62,233.60	65,353.60	68,619.20	72,051.20	75,649.60	79,435.20	83,408.00	85,488.00	87,630.40
			Monthly	5,186.13	5,446.13	5,718.27	6,004.27	6,304.13	6,619.60	6,950.67	7,124.00	7,302.53
			Hourly	29.9200	31.4200	32.9900	34.6400	36.3700	38.1900	40.1000	41.1000	42.1300
Management Analyst	PAM	C24	Annual	83,387.20	87,547.20	91,915.20	96,512.00	101,337.60	106,412.80	111,737.60	114,524.80	117,395.20
			Monthly	6,948.93	7,295.60	7,659.60	8,042.67	8,444.80	8,867.73	9,311.47	9,543.73	9,782.93
			Hourly	40.0900	42.0900	44.1900	46.4000	48.7200	51.1600	53.7200	55.0600	56.4400
Management Assistant	PAM	C22	Annual	75,628.80	79,414.40	83,387.20	87,547.20	91,915.20	96,512.00	101,337.60	103,875.20	106,475.20
			Monthly	6,302.40	6,617.87	6,948.93	7,295.60	7,659.60	8,042.67	8,444.80	8,656.27	8,872.93
			Hourly	36.3600	38.1800	40.0900	42.0900	44.1900	46.4000	48.7200	49.9400	51.1900
Media & Communications Division Manager	DMG	C33	Annual	135,574.40	142,355.20	149,468.80	156,936.00	164,777.60	173,014.40	181,667.20	186,201.60	190,860.80
			Monthly	11,297.87	11,862.93	12,455.73	13,078.00	13,731.47	14,417.87	15,138.93	15,516.80	15,905.07
			Hourly	65.1800	68.4400	71.8600	75.4500	79.2200	83.1800	87.3400	89.5200	91.7600
Network Administrator	PAM	C31	Annual	117,332.80	123,198.40	129,355.20	135,824.00	142,625.60	149,760.00	157,248.00	161,179.20	165,214.40
			Monthly	9,777.73	10,266.53	10,779.60	11,318.67	11,885.47	12,480.00	13,104.00	13,431.60	13,767.87
			Hourly	56.4100	59.2300	62.1900	65.3000	68.5700	72.0000	75.6000	77.4900	79.4300
Network & Systems Specialist	PAM	C24	Annual	83,387.20	87,547.20	91,915.20	96,512.00	101,337.60	106,412.80	111,737.60	114,524.80	117,395.20
			Monthly	6,948.93	7,295.60	7,659.60	8,042.67	8,444.80	8,867.73	9,311.47	9,543.73	9,782.93
			Hourly	40.0900	42.0900	44.1900	46.4000	48.7200	51.1600	53.7200	55.0600	56.4400

**CITY OF MORENO VALLEY**

**SALARY SCALE - CAREER POSITIONS**

EFFECTIVE 07/06/2024

Exhibit C

TITLE	GRP	GRADE										
			A	B	C	D	E	F	G	H	I	
				5.0%	5.0%	5.0%	5.0%	5.0%	5.0%	2.5%	2.5%	
Paralegal	NE	C20	Annual	68,598.40	72,030.40	75,628.80	79,414.40	83,387.20	87,547.20	91,915.20	94,203.20	96,553.60
			Monthly	5,716.53	6,002.53	6,302.40	6,617.87	6,948.93	7,295.60	7,659.60	7,850.27	8,046.13
			Hourly	32.9800	34.6300	36.3600	38.1800	40.0900	42.0900	44.1900	45.2900	46.4200
Park Ranger	NE	C16	Annual	56,451.20	59,280.00	62,254.40	65,374.40	68,640.00	72,072.00	75,670.40	77,563.20	79,497.60
			Monthly	4,704.27	4,940.00	5,187.87	5,447.87	5,720.00	6,006.00	6,305.87	6,463.60	6,624.80
			Hourly	27.1400	28.5000	29.9300	31.4300	33.0000	34.6500	36.3800	37.2900	38.2200
Parking Control Officer	NE	C12	Annual	46,446.40	48,776.00	51,209.60	53,768.00	56,451.20	59,280.00	62,254.40	63,814.40	65,416.00
			Monthly	3,870.53	4,064.67	4,267.47	4,480.67	4,704.27	4,940.00	5,187.87	5,317.87	5,451.33
			Hourly	22.3300	23.4500	24.6200	25.8500	27.1400	28.5000	29.9300	30.6800	31.4500
Parks & Community Services Administration & Financial Services Division Manager	DMG	C30	Annual	111,758.40	117,353.60	123,219.20	129,376.00	135,844.80	142,646.40	149,780.80	153,524.80	157,372.80
			Monthly	9,313.20	9,779.47	10,268.27	10,781.33	11,320.40	11,887.20	12,481.73	12,793.73	13,114.40
			Hourly	53.7300	56.4200	59.2400	62.2000	65.3100	68.5800	72.0100	73.8100	75.6600
Parks & Landscape Services Division Manager	DMG	C31	Annual	117,332.80	123,198.40	129,355.20	135,824.00	142,625.60	149,760.00	157,248.00	161,179.20	165,214.40
			Monthly	9,777.73	10,266.53	10,779.60	11,318.67	11,885.47	12,480.00	13,104.00	13,431.60	13,767.87
			Hourly	56.4100	59.2300	62.1900	65.3000	68.5700	72.0000	75.6000	77.4900	79.4300
Parks Maintenance Supervisor	PAM	C25	Annual	87,568.00	91,956.80	96,553.60	101,379.20	106,454.40	111,779.20	117,374.40	120,307.20	123,323.20
			Monthly	7,297.33	7,663.07	8,046.13	8,448.27	8,871.20	9,314.93	9,781.20	10,025.60	10,276.93
			Hourly	42.1000	44.2100	46.4200	48.7400	51.1800	53.7400	56.4300	57.8400	59.2900
Parks Maintenance Worker	NE	C12	Annual	46,446.40	48,776.00	51,209.60	53,768.00	56,451.20	59,280.00	62,254.40	63,814.40	65,416.00
			Monthly	3,870.53	4,064.67	4,267.47	4,480.67	4,704.27	4,940.00	5,187.87	5,317.87	5,451.33
			Hourly	22.3300	23.4500	24.6200	25.8500	27.1400	28.5000	29.9300	30.6800	31.4500
Parks Project Manager	PAM	C25	Annual	87,568.00	91,956.80	96,553.60	101,379.20	106,454.40	111,779.20	117,374.40	120,307.20	123,323.20
			Monthly	7,297.33	7,663.07	8,046.13	8,448.27	8,871.20	9,314.93	9,781.20	10,025.60	10,276.93
			Hourly	42.1000	44.2100	46.4200	48.7400	51.1800	53.7400	56.4300	57.8400	59.2900
Payroll Division Manager	DMG	C32	Annual	126,131.20	132,433.60	139,048.00	145,995.20	153,296.00	160,971.20	169,020.80	173,243.20	177,569.60
			Monthly	10,510.93	11,036.13	11,587.33	12,166.27	12,774.67	13,414.27	14,085.07	14,436.93	14,797.47
			Hourly	60.6400	63.6700	66.8500	70.1900	73.7000	77.3900	81.2600	83.2900	85.3700
Permit Technician	NE	C18	Annual	62,233.60	65,353.60	68,619.20	72,051.20	75,649.60	79,435.20	83,408.00	85,488.00	87,630.40
			Monthly	5,186.13	5,446.13	5,718.27	6,004.27	6,304.13	6,619.60	6,950.67	7,124.00	7,302.53
			Hourly	29.9200	31.4200	32.9900	34.6400	36.3700	38.1900	40.1000	41.1000	42.1300
Planning Division Manager/Official	DMG	C34	Annual	145,745.60	153,025.60	160,680.00	168,708.80	177,153.60	186,014.40	195,312.00	200,200.00	205,212.80
			Monthly	12,145.47	12,752.13	13,390.00	14,059.07	14,762.80	15,501.20	16,276.00	16,683.33	17,101.07
			Hourly	70.0700	73.5700	77.2500	81.1100	85.1700	89.4300	93.9000	96.2500	98.6600
Power Supply Manager	PAM	C32	Annual	126,131.20	132,433.60	139,048.00	145,995.20	153,296.00	160,971.20	169,020.80	173,243.20	177,569.60
			Monthly	10,510.93	11,036.13	11,587.33	12,166.27	12,774.67	13,414.27	14,085.07	14,436.93	14,797.47
			Hourly	60.6400	63.6700	66.8500	70.1900	73.7000	77.3900	81.2600	83.2900	85.3700
Principal Accountant	PAM	C28	Annual	101,358.40	106,433.60	111,758.40	117,353.60	123,219.20	129,376.00	135,844.80	139,235.20	142,708.80
			Monthly	8,446.53	8,869.47	9,313.20	9,779.47	10,268.27	10,781.33	11,320.40	11,602.93	11,892.40
			Hourly	48.7300	51.1700	53.7300	56.4200	59.2400	62.2000	65.3100	66.9400	68.6100

**CITY OF MORENO VALLEY**

**SALARY SCALE - CAREER POSITIONS**

EFFECTIVE 07/06/2024

Exhibit C

TITLE	GRP	GRADE											
				A	B	C	D	E	F	G	H	I	
				5.0%		5.0%	5.0%	5.0%	5.0%	5.0%	5.0%	2.5%	2.5%
Principal Engineer	DMG	C33	Annual	135,574.40	142,355.20	149,468.80	156,936.00	164,777.60	173,014.40	181,667.20	186,201.60	190,860.80	
			Monthly	11,297.87	11,862.93	12,455.73	13,078.00	13,731.47	14,417.87	15,138.93	15,516.80	15,905.07	
			Hourly	65.1800	68.4400	71.8600	75.4500	79.2200	83.1800	87.3400	89.5200	91.7600	
Principal Engineer/City Traffic Engineer	DMG	C33	Annual	135,574.40	142,355.20	149,468.80	156,936.00	164,777.60	173,014.40	181,667.20	186,201.60	190,860.80	
			Monthly	11,297.87	11,862.93	12,455.73	13,078.00	13,731.47	14,417.87	15,138.93	15,516.80	15,905.07	
			Hourly	65.1800	68.4400	71.8600	75.4500	79.2200	83.1800	87.3400	89.5200	91.7600	
Principal Planner	PAM	C33	Annual	135,574.40	142,355.20	149,468.80	156,936.00	164,777.60	173,014.40	181,667.20	186,201.60	190,860.80	
			Monthly	11,297.87	11,862.93	12,455.73	13,078.00	13,731.47	14,417.87	15,138.93	15,516.80	15,905.07	
			Hourly	65.1800	68.4400	71.8600	75.4500	79.2200	83.1800	87.3400	89.5200	91.7600	
Program Analyst	PAM	C24	Annual	83,387.20	87,547.20	91,915.20	96,512.00	101,337.60	106,412.80	111,737.60	114,524.80	117,395.20	
			Monthly	6,948.93	7,295.60	7,659.60	8,042.67	8,444.80	8,867.73	9,311.47	9,543.73	9,782.93	
			Hourly	40.0900	42.0900	44.1900	46.4000	48.7200	51.1600	53.7200	55.0600	56.4400	
Public Information/Intergovernmental Relations Officer	PAM	C28	Annual	101,358.40	106,433.60	111,758.40	117,353.60	123,219.20	129,376.00	135,844.80	139,235.20	142,708.80	
			Monthly	8,446.53	8,869.47	9,313.20	9,779.47	10,268.27	10,781.33	11,320.40	11,602.93	11,892.40	
			Hourly	48.7300	51.1700	53.7300	56.4200	59.2400	62.2000	65.3100	66.9400	68.6100	
Public Safety Contracts Administrator	DMG	C30	Annual	111,758.40	117,353.60	123,219.20	129,376.00	135,844.80	142,646.40	149,780.80	153,524.80	157,372.80	
			Monthly	9,313.20	9,779.47	10,268.27	10,781.33	11,320.40	11,887.20	12,481.73	12,793.73	13,114.40	
			Hourly	53.7300	56.4200	59.2400	62.2000	65.3100	68.5800	72.0100	73.8100	75.6600	
Purchasing Division Manager	DMG	C32	Annual	126,131.20	132,433.60	139,048.00	145,995.20	153,296.00	160,971.20	169,020.80	173,243.20	177,569.60	
			Monthly	10,510.93	11,036.13	11,587.33	12,166.27	12,774.67	13,414.27	14,085.07	14,436.93	14,797.47	
			Hourly	60.6400	63.6700	66.8500	70.1900	73.7000	77.3900	81.2600	83.2900	85.3700	
Recycling Specialist	NE	C16	Annual	56,451.20	59,280.00	62,254.40	65,374.40	68,640.00	72,072.00	75,670.40	77,563.20	79,497.60	
			Monthly	4,704.27	4,940.00	5,187.87	5,447.87	5,720.00	6,006.00	6,305.87	6,463.60	6,624.80	
			Hourly	27.1400	28.5000	29.9300	31.4300	33.0000	34.6500	36.3800	37.2900	38.2200	
Registered Veterinary Technician	NE	C16	Annual	56,451.20	59,280.00	62,254.40	65,374.40	68,640.00	72,072.00	75,670.40	77,563.20	79,497.60	
			Monthly	4,704.27	4,940.00	5,187.87	5,447.87	5,720.00	6,006.00	6,305.87	6,463.60	6,624.80	
			Hourly	27.1400	28.5000	29.9300	31.4300	33.0000	34.6500	36.3800	37.2900	38.2200	
Security Guard	NE	C08	Annual	38,209.60	40,123.20	42,120.00	44,220.80	46,425.60	48,755.20	51,188.80	52,478.40	53,788.80	
			Monthly	3,184.13	3,343.60	3,510.00	3,685.07	3,868.80	4,062.93	4,265.73	4,373.20	4,482.40	
			Hourly	18.3700	19.2900	20.2500	21.2600	22.3200	23.4400	24.6100	25.2300	25.8600	
Senior Accountant	PAM	C25	Annual	87,568.00	91,956.80	96,553.60	101,379.20	106,454.40	111,779.20	117,374.40	120,307.20	123,323.20	
			Monthly	7,297.33	7,663.07	8,046.13	8,448.27	8,871.20	9,314.93	9,781.20	10,025.60	10,276.93	
			Hourly	42.1000	44.2100	46.4200	48.7400	51.1800	53.7400	56.4300	57.8400	59.2900	
Senior Administrative Assistant	NE	C17	Annual	59,280.00	62,254.40	65,374.40	68,640.00	72,072.00	75,670.40	79,456.00	81,452.80	83,491.20	
			Monthly	4,940.00	5,187.87	5,447.87	5,720.00	6,006.00	6,305.87	6,621.33	6,787.73	6,957.60	
			Hourly	28.5000	29.9300	31.4300	33.0000	34.6500	36.3800	38.2000	39.1600	40.1400	
Senior Applications Analyst	PAM	C27	Annual	96,532.80	101,358.40	106,433.60	111,758.40	117,353.60	123,219.20	129,376.00	132,620.80	135,928.00	
			Monthly	8,044.40	8,446.53	8,869.47	9,313.20	9,779.47	10,268.27	10,781.33	11,051.73	11,327.33	
			Hourly	46.4100	48.7300	51.1700	53.7300	56.4200	59.2400	62.2000	63.7600	65.3500	

**CITY OF MORENO VALLEY**

**SALARY SCALE - CAREER POSITIONS**

EFFECTIVE 07/06/2024

Exhibit C

TITLE	GRP	GRADE										
				A	B	C	D	E	F	G	H	I
				5.0%	5.0%	5.0%	5.0%	5.0%	5.0%	5.0%	2.5%	2.5%
Senior Building Inspector	PAM	C25	Annual	87,568.00	91,956.80	96,553.60	101,379.20	106,454.40	111,779.20	117,374.40	120,307.20	123,323.20
			Monthly	7,297.33	7,663.07	8,046.13	8,448.27	8,871.20	9,314.93	9,781.20	10,025.60	10,276.93
			Hourly	42.1000	44.2100	46.4200	48.7400	51.1800	53.7400	56.4300	57.8400	59.2900
Senior Community Enhancement Officer	PAM	C22	Annual	75,628.80	79,414.40	83,387.20	87,547.20	91,915.20	96,512.00	101,337.60	103,875.20	106,475.20
			Monthly	6,302.40	6,617.87	6,948.93	7,295.60	7,659.60	8,042.67	8,444.80	8,656.27	8,872.93
			Hourly	36.3600	38.1800	40.0900	42.0900	44.1900	46.4000	48.7200	49.9400	51.1900
Senior Construction Inspector	PAM	C23	Annual	79,435.20	83,408.00	87,588.80	91,977.60	96,574.40	101,400.00	106,475.20	109,137.60	111,862.40
			Monthly	6,619.60	6,950.67	7,299.07	7,664.80	8,047.87	8,450.00	8,872.93	9,094.80	9,321.87
			Hourly	38.1900	40.1000	42.1100	44.2200	46.4300	48.7500	51.1900	52.4700	53.7800
Senior Deputy City Clerk	DMG	C30	Annual	111,758.40	117,353.60	123,219.20	129,376.00	135,844.80	142,646.40	149,780.80	153,524.80	157,372.80
			Monthly	9,313.20	9,779.47	10,268.27	10,781.33	11,320.40	11,887.20	12,481.73	12,793.73	13,114.40
			Hourly	53.7300	56.4200	59.2400	62.2000	65.3100	68.5800	72.0100	73.8100	75.6600
Senior Electrical Engineer	PAM	C31	Annual	117,332.80	123,198.40	129,355.20	135,824.00	142,625.60	149,760.00	157,248.00	161,179.20	165,214.40
			Monthly	9,777.73	10,266.53	10,779.60	11,318.67	11,885.47	12,480.00	13,104.00	13,431.60	13,767.87
			Hourly	56.4100	59.2300	62.1900	65.3000	68.5700	72.0000	75.6000	77.4900	79.4300
Senior Engineer, P.E.	PAM	C31	Annual	117,332.80	123,198.40	129,355.20	135,824.00	142,625.60	149,760.00	157,248.00	161,179.20	165,214.40
			Monthly	9,777.73	10,266.53	10,779.60	11,318.67	11,885.47	12,480.00	13,104.00	13,431.60	13,767.87
			Hourly	56.4100	59.2300	62.1900	65.3000	68.5700	72.0000	75.6000	77.4900	79.4300
Senior Equipment Operator	NE	C18	Annual	62,233.60	65,353.60	68,619.20	72,051.20	75,649.60	79,435.20	83,408.00	85,488.00	87,630.40
			Monthly	5,186.13	5,446.13	5,718.27	6,004.27	6,304.13	6,619.60	6,950.67	7,124.00	7,302.53
			Hourly	29.9200	31.4200	32.9900	34.6400	36.3700	38.1900	40.1000	41.1000	42.1300
Senior Graphics Designer	NE	C19	Annual	65,332.80	68,598.40	72,030.40	75,628.80	79,414.40	83,387.20	87,547.20	89,731.20	91,977.60
			Monthly	5,444.40	5,716.53	6,002.53	6,302.40	6,617.87	6,948.93	7,295.60	7,477.60	7,664.80
			Hourly	31.4100	32.9800	34.6300	36.3600	38.1800	40.0900	42.0900	43.1400	44.2200
Senior Human Resources Analyst	PAM	C27	Annual	96,532.80	101,358.40	106,433.60	111,758.40	117,353.60	123,219.20	129,376.00	132,620.80	135,928.00
			Monthly	8,044.40	8,446.53	8,869.47	9,313.20	9,779.47	10,268.27	10,781.33	11,051.73	11,327.33
			Hourly	46.4100	48.7300	51.1700	53.7300	56.4200	59.2400	62.2000	63.7600	65.3500
Senior Landscape Services Inspector	PAM	C20	Annual	68,598.40	72,030.40	75,628.80	79,414.40	83,387.20	87,547.20	91,915.20	94,203.20	96,553.60
			Monthly	5,716.53	6,002.53	6,302.40	6,617.87	6,948.93	7,295.60	7,659.60	7,850.27	8,046.13
			Hourly	32.9800	34.6300	36.3600	38.1800	40.0900	42.0900	44.1900	45.2900	46.4200
Senior Management Analyst	PAM	C27	Annual	96,532.80	101,358.40	106,433.60	111,758.40	117,353.60	123,219.20	129,376.00	132,620.80	135,928.00
			Monthly	8,044.40	8,446.53	8,869.47	9,313.20	9,779.47	10,268.27	10,781.33	11,051.73	11,327.33
			Hourly	46.4100	48.7300	51.1700	53.7300	56.4200	59.2400	62.2000	63.7600	65.3500
Senior Office Assistant	NE	C13	Annual	48,755.20	51,188.80	53,747.20	56,430.40	59,259.20	62,212.80	65,332.80	66,976.00	68,660.80
			Monthly	4,062.93	4,265.73	4,478.93	4,702.53	4,938.27	5,184.40	5,444.40	5,581.33	5,721.73
			Hourly	23.4400	24.6100	25.8400	27.1300	28.4900	29.9100	31.4100	32.2000	33.0100
Senior Parking Control Officer	NE	C14	Annual	51,209.60	53,768.00	56,451.20	59,280.00	62,254.40	65,374.40	68,640.00	70,366.40	72,134.40
			Monthly	4,267.47	4,480.67	4,704.27	4,940.00	5,187.87	5,447.87	5,720.00	5,863.87	6,011.20
			Hourly	24.6200	25.8500	27.1400	28.5000	29.9300	31.4300	33.0000	33.8300	34.6800



**CITY OF MORENO VALLEY**

**SALARY SCALE - CAREER POSITIONS**

EFFECTIVE 07/06/2024

Exhibit C

TITLE	GRP	GRADE										
			A	B	C	D	E	F	G	H	I	
				5.0%	5.0%	5.0%	5.0%	5.0%	5.0%	2.5%	2.5%	
Senior Parks Maintenance Technician	NE	C19	Annual	65,332.80	68,598.40	72,030.40	75,628.80	79,414.40	83,387.20	87,547.20	89,731.20	91,977.60
			Monthly	<b>5,444.40</b>	<b>5,716.53</b>	<b>6,002.53</b>	<b>6,302.40</b>	<b>6,617.87</b>	<b>6,948.93</b>	<b>7,295.60</b>	<b>7,477.60</b>	<b>7,664.80</b>
			Hourly	31.4100	32.9800	34.6300	36.3600	38.1800	40.0900	42.0900	43.1400	44.2200
Senior Payroll Technician	NE	C18	Annual	62,233.60	65,353.60	68,619.20	72,051.20	75,649.60	79,435.20	83,408.00	85,488.00	87,830.40
			Monthly	<b>5,186.13</b>	<b>5,446.13</b>	<b>5,718.27</b>	<b>6,004.27</b>	<b>6,304.13</b>	<b>6,619.60</b>	<b>6,950.67</b>	<b>7,124.00</b>	<b>7,302.53</b>
			Hourly	29.9200	31.4200	32.9900	34.6400	36.3700	38.1900	40.1000	41.1000	42.1300
Senior Permit Technician	NE	C20	Annual	68,598.40	72,030.40	75,628.80	79,414.40	83,387.20	87,547.20	91,915.20	94,203.20	96,553.60
			Monthly	<b>5,716.53</b>	<b>6,002.53</b>	<b>6,302.40</b>	<b>6,617.87</b>	<b>6,948.93</b>	<b>7,295.60</b>	<b>7,659.60</b>	<b>7,850.27</b>	<b>8,046.13</b>
			Hourly	32.9800	34.6300	36.3600	38.1800	40.0900	42.0900	44.1900	45.2900	46.4200
Senior Planner	PAM	C27	Annual	96,532.80	101,358.40	106,433.60	111,758.40	117,353.60	123,219.20	129,376.00	132,620.80	135,928.00
			Monthly	<b>8,044.40</b>	<b>8,446.53</b>	<b>8,869.47</b>	<b>9,313.20</b>	<b>9,779.47</b>	<b>10,268.27</b>	<b>10,781.33</b>	<b>11,051.73</b>	<b>11,327.33</b>
			Hourly	46.4100	48.7300	51.1700	53.7300	56.4200	59.2400	62.2000	63.7600	65.3500
Senior Risk Analyst	PAM	C27	Annual	96,532.80	101,358.40	106,433.60	111,758.40	117,353.60	123,219.20	129,376.00	132,620.80	135,928.00
			Monthly	<b>8,044.40</b>	<b>8,446.53</b>	<b>8,869.47</b>	<b>9,313.20</b>	<b>9,779.47</b>	<b>10,268.27</b>	<b>10,781.33</b>	<b>11,051.73</b>	<b>11,327.33</b>
			Hourly	46.4100	48.7300	51.1700	53.7300	56.4200	59.2400	62.2000	63.7600	65.3500
Senior Telecommunications Technician	NE	C22	Annual	75,628.80	79,414.40	83,387.20	87,547.20	91,915.20	96,512.00	101,337.60	103,875.20	106,475.20
			Monthly	<b>6,302.40</b>	<b>6,617.87</b>	<b>6,948.93</b>	<b>7,295.60</b>	<b>7,659.60</b>	<b>8,042.67</b>	<b>8,444.80</b>	<b>8,656.27</b>	<b>8,872.93</b>
			Hourly	36.3600	38.1800	40.0900	42.0900	44.1900	46.4000	48.7200	49.9400	51.1900
Senior Traffic Signal Technician	PAM	C23	Annual	79,435.20	83,408.00	87,588.80	91,977.60	96,574.40	101,400.00	106,475.20	109,137.60	111,862.40
			Monthly	<b>6,619.60</b>	<b>6,950.67</b>	<b>7,299.07</b>	<b>7,664.80</b>	<b>8,047.87</b>	<b>8,450.00</b>	<b>8,872.93</b>	<b>9,094.80</b>	<b>9,321.87</b>
			Hourly	38.1900	40.1000	42.1100	44.2200	46.4300	48.7500	51.1900	52.4700	53.7800
Special Districts Division Manager	DMG	C34	Annual	145,745.60	153,025.60	160,680.00	168,708.80	177,153.60	186,014.40	195,312.00	200,200.00	205,212.80
			Monthly	<b>12,145.47</b>	<b>12,752.13</b>	<b>13,390.00</b>	<b>14,059.07</b>	<b>14,762.80</b>	<b>15,501.20</b>	<b>16,276.00</b>	<b>16,683.33</b>	<b>17,101.07</b>
			Hourly	70.0700	73.5700	77.2500	81.1100	85.1700	89.4300	93.9000	96.2500	98.6600
Special Events & Facilities Division Manager	DMG	C30	Annual	111,758.40	117,353.60	123,219.20	129,376.00	135,844.80	142,646.40	149,780.80	153,524.80	157,372.80
			Monthly	<b>9,313.20</b>	<b>9,779.47</b>	<b>10,268.27</b>	<b>10,781.33</b>	<b>11,320.40</b>	<b>11,887.20</b>	<b>12,481.73</b>	<b>12,793.73</b>	<b>13,114.40</b>
			Hourly	53.7300	56.4200	59.2400	62.2000	65.3100	68.5800	72.0100	73.8100	75.6600
Storekeeper	NE	C14	Annual	51,209.60	53,768.00	56,451.20	59,280.00	62,254.40	65,374.40	68,640.00	70,366.40	72,134.40
			Monthly	<b>4,267.47</b>	<b>4,480.67</b>	<b>4,704.27</b>	<b>4,940.00</b>	<b>5,187.87</b>	<b>5,447.87</b>	<b>5,720.00</b>	<b>5,863.87</b>	<b>6,011.20</b>
			Hourly	24.6200	25.8500	27.1400	28.5000	29.9300	31.4300	33.0000	33.8300	34.6800
Strategic Initiatives Manager	DMG	C34	Annual	145,745.60	153,025.60	160,680.00	168,708.80	177,153.60	186,014.40	195,312.00	200,200.00	205,212.80
			Monthly	<b>12,145.47</b>	<b>12,752.13</b>	<b>13,390.00</b>	<b>14,059.07</b>	<b>14,762.80</b>	<b>15,501.20</b>	<b>16,276.00</b>	<b>16,683.33</b>	<b>17,101.07</b>
			Hourly	70.0700	73.5700	77.2500	81.1100	85.1700	89.4300	93.9000	96.2500	98.6600
Street Maintenance Supervisor	PAM	C25	Annual	87,568.00	91,956.80	96,553.60	101,379.20	106,454.40	111,779.20	117,374.40	120,307.20	123,323.20
			Monthly	<b>7,297.33</b>	<b>7,663.07</b>	<b>8,046.13</b>	<b>8,448.27</b>	<b>8,871.20</b>	<b>9,314.93</b>	<b>9,781.20</b>	<b>10,025.60</b>	<b>10,276.93</b>
			Hourly	42.1000	44.2100	46.4200	48.7400	51.1800	53.7400	56.4300	57.8400	59.2900
Telecommunications Engineer/Administrator	PAM	C29	Annual	106,412.80	111,737.60	117,332.80	123,198.40	129,355.20	135,824.00	142,625.60	146,182.40	149,843.20
			Monthly	<b>8,867.73</b>	<b>9,311.47</b>	<b>9,777.73</b>	<b>10,266.53</b>	<b>10,779.60</b>	<b>11,318.67</b>	<b>11,885.47</b>	<b>12,181.87</b>	<b>12,486.93</b>
			Hourly	51.1600	53.7200	56.4100	59.2300	62.1900	65.3000	68.5700	70.2800	72.0400

**CITY OF MORENO VALLEY**

**SALARY SCALE - CAREER POSITIONS**  
**EFFECTIVE 07/06/2024**

Exhibit C

TITLE	GRP	GRADE										
			A	B	C	D	E	F	G	H	I	
				5.0%	5.0%	5.0%	5.0%	5.0%	5.0%	5.0%	2.5%	2.5%
Telecommunications Technician	NE	C20	Annual	68,598.40	72,030.40	75,628.80	79,414.40	83,387.20	87,547.20	91,915.20	94,203.20	96,553.60
			Monthly	5,716.53	6,002.53	6,302.40	6,617.87	6,948.93	7,295.60	7,659.60	7,850.27	8,046.13
			Hourly	32.9800	34.6300	36.3600	38.1800	40.0900	42.0900	44.1900	45.2900	46.4200
Traffic Operations Supervisor	PAM	C26	Annual	91,936.00	96,532.80	101,358.40	106,433.60	111,758.40	117,353.60	123,219.20	126,297.60	129,459.20
			Monthly	7,661.33	8,044.40	8,446.53	8,869.47	9,313.20	9,779.47	10,268.27	10,524.80	10,788.27
			Hourly	44.2000	46.4100	48.7300	51.1700	53.7300	56.4200	59.2400	60.7200	62.2400
Traffic Signal Technician	NE	C22	Annual	75,628.80	79,414.40	83,387.20	87,547.20	91,915.20	96,512.00	101,337.60	103,875.20	106,475.20
			Monthly	6,302.40	6,617.87	6,948.93	7,295.60	7,659.60	8,042.67	8,444.80	8,656.27	8,872.93
			Hourly	36.3600	38.1800	40.0900	42.0900	44.1900	46.4000	48.7200	49.9400	51.1900
Traffic Sign/Marking Technician I	NE	C13	Annual	48,755.20	51,188.80	53,747.20	56,430.40	59,259.20	62,212.80	65,332.80	66,976.00	68,660.80
			Monthly	4,062.93	4,265.73	4,478.93	4,702.53	4,938.27	5,184.40	5,444.40	5,581.33	5,721.73
			Hourly	23.4400	24.6100	25.8400	27.1300	28.4900	29.9100	31.4100	32.2000	33.0100
Traffic Sign/Marking Technician II	NE	C15	Annual	53,768.00	56,451.20	59,280.00	62,254.40	65,374.40	68,640.00	72,072.00	73,881.60	75,732.80
			Monthly	4,480.67	4,704.27	4,940.00	5,187.87	5,447.87	5,720.00	6,006.00	6,156.80	6,311.07
			Hourly	25.8500	27.1400	28.5000	29.9300	31.4300	33.0000	34.6500	35.5200	36.4100
Utility Finance Manager	PAM	C28	Annual	101,358.40	106,433.60	111,758.40	117,353.60	123,219.20	129,376.00	135,844.80	139,235.20	142,708.80
			Monthly	8,446.53	8,869.47	9,313.20	9,779.47	10,268.27	10,781.33	11,320.40	11,602.93	11,892.40
			Hourly	48.7300	51.1700	53.7300	56.4200	59.2400	62.2000	65.3100	66.9400	68.6100
Vehicle/Equipment Technician	NE	C17	Annual	59,280.00	62,254.40	65,374.40	68,640.00	72,072.00	75,670.40	79,456.00	81,452.80	83,491.20
			Monthly	4,940.00	5,187.87	5,447.87	5,720.00	6,006.00	6,305.87	6,621.33	6,787.73	6,957.60
			Hourly	28.5000	29.9300	31.4300	33.0000	34.6500	36.3800	38.2000	39.1600	40.1400

# CITY OF MORENO VALLEY

## SALARY SCALE - EXECUTIVE POSITIONS

EFFECTIVE 07/06/2024

Exhibit C

TITLE	GRP	GRADE	Description		Minimum	Maximum
Assistant City Manager (Administration)	EMG	106	7.5% Above 105	Annual	188,323.20	299,936.00
				Monthly	15,693.60	24,994.67
				Hourly	90.5400	144.2000
Assistant City Manager (Development)	EMG	106	7.5% Above 105	Annual	188,323.20	299,936.00
				Monthly	15,693.60	24,994.67
				Hourly	90.5400	144.2000
Chief Financial Officer	EMG	105	7.5% Above 104	Annual	175,177.60	279,011.20
				Monthly	14,598.13	23,250.93
				Hourly	84.2200	134.1400
City Council Member	ELE		Set by Vote/Ord			
City Manager	CMG	109	Per contract	Annual	268,132.80	427,044.80
				Monthly	22,344.40	35,587.07
				Hourly	128.9100	205.3100
Community Development Director	EMG	104	7.5% Above 103	Annual	162,968.00	259,542.40
				Monthly	13,580.67	21,628.53
				Hourly	78.3500	124.7800
Economic Development & Housing Director	EMG	104	7.5% Above 103	Annual	162,968.00	259,542.40
				Monthly	13,580.67	21,628.53
				Hourly	78.3500	124.7800
Human Resources Director	EMG	104	7.5% Above 103	Annual	162,968.00	259,542.40
				Monthly	13,580.67	21,628.53
				Hourly	78.3500	124.7800
Manager of the Office of Mayor & City Council/City Clerk	EMG	101	7.5% Above 100	Annual	131,185.60	208,915.20
				Monthly	10,932.13	17,409.60
				Hourly	63.0700	100.4400
Parks & Community Services Director	EMG	104	7.5% Above 103	Annual	162,968.00	259,542.40
				Monthly	13,580.67	21,628.53
				Hourly	78.3500	124.7800
Public Works Director/City Engineer	EMG	105	7.5% Above 104	Annual	175,177.60	279,011.20
				Monthly	14,598.13	23,250.93
				Hourly	84.2200	134.1400

RESOLUTION NO. SA 2025-XX

A RESOLUTION OF THE SUCCESSOR AGENCY (SA) TO THE COMMUNITY REDEVELOPMENT AGENCY OF THE CITY OF MORENO VALLEY, CALIFORNIA, ADOPTING THE REVISED OPERATING AND CAPITAL BUDGETS FOR FISCAL YEARS 2023/24 AND 2024/25

WHEREAS, the Mayor and City Council of the City of Moreno Valley as Successor Agency to the Community Redevelopment Agency of the City of Moreno Valley approved the Operating and Capital Budgets for the City for Fiscal Years 2023/24 and 2024/25, a copy of which, as may have been amended by the Successor Agency to the Community Redevelopment Agency of the City of Moreno Valley, is on file in the Office of the City Clerk and is available for public inspection; and

WHEREAS, the Mayor and City Council of the City of Moreno Valley as Successor Agency to the Community Redevelopment Agency of the City of Moreno Valley approves amendments to the budgets throughout the fiscal year and such prior amendments are reflected within the current amended budget and further ratified as part of the adoption of the quarterly budget amendments; and

WHEREAS, the City Manager has heretofore submitted to the Mayor and City Council of the City of Moreno Valley as Successor Agency to the Community Redevelopment Agency of the City of Moreno Valley proposed amendments to the Operating and Capital Budgets for the Agency for Fiscal Years 2023/24 and 2024/25, a copy of which, as may have been amended by the Successor Agency to the Community Redevelopment Agency of the City of Moreno Valley, is on file in the Office of the City Clerk and is available for public inspection; and

WHEREAS, the said proposed amendments to the Operating and Capital Budgets contain estimates of the services, activities and projects comprising the budget, and contain expenditure requirements and the resources available to the Successor Agency; and

WHEREAS, the said proposed amendments to the Operating and Capital Budgets contain the estimates of uses of fund balance as required to stabilize the delivery of Successor Agency to the Community Redevelopment Agency of the City of Moreno Valley services during periods of operational deficits; and

WHEREAS, the Mayor and City Council have made such revisions to the proposed amended Operating and Capital Budgets as so desired; and

WHEREAS, the City Manager may authorize submittal of grant applications and is also authorized to accept grant awards on behalf of the City as further described in the Grants Administrative Procedure; and

WHEREAS, it is the intent to ensure that maximum efficiency and savings are realized in the procurement of the annual technology maintenance agreements, the City Manager is authorized to approve such agreements as long as budget was previously appropriated by the City Council and approved by the City Attorney; and

WHEREAS, it is the intent to ensure that maximum efficiency and savings are realized in the procurement of the annual legal services agreements, the City Manager is authorized to approve such agreements as long as budget was previously appropriated by the City Council and approved by the City Attorney; and

WHEREAS, it is the intent to ensure that maximum efficiency and savings are realized in the procurement of the Moreno Valley Utility purchase power agreements, the City Manager is authorized to approve such agreements as long as budget was previously appropriated by the City Council and approved by the City Attorney; and

WHEREAS, it is the intent to ensure that maximum efficiency and savings are realized in the procurement of annual temporary staffing service agreements, the City Manager is authorized to approve such agreements as long as budget was previously appropriated by the City Council and approved by the City Attorney; and

WHEREAS, it is the intent to ensure that maximum efficiency and savings are realized in the procurement of facility furniture purchases, the City Manager is authorized to approve such agreements as long as budget was previously appropriated by the City Council and approved by the City Attorney; and

WHEREAS, it is the intent to ensure that maximum efficiency and savings are realized in the procurement of annual advertisement and marketing materials/services, the City Manager is authorized to approve such agreements as long as budget was previously appropriated by the City Council and approved by the City Attorney; and

WHEREAS, the amended Operating and Capital Budgets, as herein approved, will enable the Successor Agency to the Community Redevelopment Agency of the City of Moreno Valley to make adequate financial plans and will ensure that City officers can administer their respective functions in accordance with such plans.

NOW, THEREFORE, THE SUCCESSOR AGENCY TO THE COMMUNITY REDEVELOPMENT AGENCY OF THE CITY OF MORENO VALLEY, CALIFORNIA, DOES HEREBY RESOLVE AS FOLLOWS:

1. The proposed amendments to the Operating and Capital Budgets, attached as Exhibit A and as on file in the Office of the City Clerk, and as may have been amended by the Successor Agency to the Community Redevelopment Agency of the City of Moreno Valley, is hereby approved and adopted as the annual Operating and Capital Budgets of the Moreno Valley Successor Agency to the Community Redevelopment Agency of the City of Moreno Valley for Fiscal Years 2023/24 and 2024/25.
2. The Proposed Amendments to the City Position Summary, included as Exhibit B to this Resolution, and on file in the Office of the City Clerk, and as may have been amended by the Successor Agency to the Community Redevelopment Agency of the City of Moreno Valley, is hereby adopted as part of the Approved City Position Summary of the City of Moreno Valley for Fiscal Years 2023/24 and 2024/25.
3. The Proposed Amendments to the Career Positions Salary Schedule, included as Exhibit C to this Resolution, and on file in the Office of the City Clerk, and as may have been amended by the Successor Agency to the

Community Redevelopment Agency of the City of Moreno Valley, is hereby adopted as part of the Approved Career Positions Salary Schedule of the City of Moreno Valley for Fiscal Years 2023/24 and 2024/25.

4. Within fifteen (15) days after the adoption of this Resolution, the City Clerk shall certify to the adoption hereof and, as so certified, cause a copy to be posted in at least three (3) public places within the City.

BE IT FURTHER RESOLVED that this Resolution shall take effect immediately upon its adoption.

APPROVED AND ADOPTED this 4th day of March, 2025.

\_\_\_\_\_  
Mayor of the City of Moreno Valley

ATTEST:

\_\_\_\_\_  
City Clerk

APPROVED AS TO FORM:

\_\_\_\_\_  
City Attorney

**RESOLUTION JURAT**

STATE OF CALIFORNIA     )  
COUNTY OF RIVERSIDE    ) ss.  
CITY OF MORENO VALLEY    )

I, M. Patricia Rodriguez, CMC, Acting City Clerk of the City of Moreno Valley, California do hereby certify that Resolution No. SA 2025-XX was duly and regularly adopted by the City Council of the City of Moreno Valley at a regular meeting held on the 4th day of March, 2025, by the following vote:

AYES:

NOES:

ABSENT:

ABSTAIN:

(Council Members, Mayor Pro Tem and Mayor)

\_\_\_\_\_  
SECRETARY

(SEAL)

**CITY OF MORENO VALLEY  
GENERAL FUND  
FY 2024/25 Proposed Amendments**

Department	Fund	Account Description	General Ledger Account	Project	Fiscal Year 2024/25 Amended Budget	Proposed Amendment	Revised Budget	Description - Proposed Adjustment
Non-Department	1010	Property Tax in Lieu-VLF	1010-99-99-91010-401060		\$ 30,177,972	\$ 23,658	\$ 30,201,630	Budget true-up
<b>REVENUE TOTAL</b>					<b>\$ 30,177,972</b>	<b>\$ 23,658</b>	<b>\$ 30,201,630</b>	

Department	Fund	Account Description	General Ledger Account	Project	Fiscal Year 2024/25 Amended Budget	Proposed Amendment	Revised Budget	Description - Proposed Adjustment
City Manager	1010	Transfers to - OTHER GRANTS FUND	1010-99-99-91010-902300		\$ -	\$ 28,175	\$ 28,175	Reallocation of budget
Non-Department	1010	Transfers to 2014 REFUNDING 2005 LRB	1010-99-99-91010-903713		507,669	(507,669)	-	Bond refund
Non-Department	1010	Transfers to 2024 REFUNDING 2014 LRB	1010-99-99-91010-903716		-	503,152	503,152	Bond refund
<b>EXPENSE TOTAL</b>					<b>\$ 507,669</b>	<b>\$ 23,658</b>	<b>\$ 531,327</b>	

**CITY OF MORENO VALLEY  
NON-GENERAL FUND  
FY 2023/2024 Proposed Amendments**

Department	Fund	Account Description	General Ledger Account	Project	Fiscal Year 2024/25 Amended Budget	Proposed Amendment	Revised Budget	Description - Proposed Adjustment
City Manager	2300	Fed Grant-Operating Revenue	2300-16-92-72204-485000		\$ -	\$ 28,175	\$ 28,175	Reallocation of budget
City Manager	2300	Transfers in - from GENERAL FUND	2300-99-99-92300-801010		-	28,175	28,175	Reallocation of budget
Non-Department	3713	Transfers in - from GENERAL FUND	3713-99-90-93713-801010		507,669	(507,669)	-	Bond refund
Non-Department	3713	Transfers in - from DIF - ARTERIAL STREETS	3713-99-90-93713-802901		961,739	(961,739)	-	Bond refund
Non-Department	3713	Transfers in - from DIF - FIRE	3713-99-90-93713-802903		219,040	(219,040)	-	Bond refund
Non-Department	3713	Transfers in - from DIF - POLICE	3713-99-90-93713-802904		581,220	(581,220)	-	Bond refund
Non-Department	3716	Transfers in - from GENERAL FUND	3716-99-90-93716-801010		-	503,152	503,152	Bond refund
Non-Department	3716	Transfers in - from DIF - ARTERIAL STREETS	3716-99-90-93716-802901		-	949,476	949,476	Bond refund
Non-Department	3716	Transfers in - from DIF - FIRE	3716-99-90-93716-802903		-	216,247	216,247	Bond refund
Non-Department	3716	Transfers in - from DIF - POLICE	3716-99-90-93716-802904		-	573,809	573,809	Bond refund
Parks & Community Svc	2019	Transfers in - from PCS CAPITAL PROJ (QUIMBY)	2019-99-99-92019-803016		-	237,278	237,278	Budget true-up
Parks & Community Svc	2905	Transfers in - from PCS CAPITAL PRJ (PARK IMPRVTS)	2905-99-95-92905-803015		-	368,091	368,091	Budget true-up
Parks & Community Svc	3016	Transfers in - from QUIMBY IN-LIEU PARK FEES	3016-99-99-93016-802019		190,775	(28,000)	162,775	Budget true-up
Parks & Community Svc	3016	Transfers in - from QUIMBY IN-LIEU PARK FEES	3016-99-99-93016-802019		190,775	150,000	340,775	Projected expense
Public Works	3000	Transfers in - from FACILITIES REPLACEMENT RSRV	3000-99-99-93000-807330		4,846,217	617,133	5,463,350	Projected expense
<b>REVENUE TOTAL</b>					<b>\$ 7,497,435</b>	<b>\$ 1,373,868</b>	<b>\$ 8,871,303</b>	

Financial & Management Svc	5014	Utilities - Water	5014-30-79-25721-621030		\$ 550,000	\$ 125,000	675,000	Projected expense
Non-Department	2901	Transfers to 2014 REFUNDING 2005 LRB	2901-99-95-92901-903713		961,739	(961,739)	-	Bond refund
Non-Department	2901	Transfers to 2024 REFUNDING 2014 LRB	2901-99-95-92901-903716		-	949,476	949,476	Bond refund
Non-Department	2903	Transfers to 2014 REFUNDING 2005 LRB	2903-99-95-92903-903713		219,040	(219,040)	-	Bond refund
Non-Department	2903	Transfers to 2024 REFUNDING 2014 LRB	2903-99-95-92903-903716		-	216,247	216,247	Bond refund
Non-Department	2904	Transfers to 2014 REFUNDING 2005 LRB	2904-99-95-92904-903713		581,220	(581,220)	-	Bond refund
Non-Department	2904	Transfers to 2024 REFUNDING 2014 LRB	2904-99-95-92904-903716		-	573,809	573,809	Bond refund
Non-Department	3713	Professional Svcs - Other	3713-99-90-93713-620299		3,758	(3,758)	-	Bond refund
Non-Department	3713	Bond Principal	3713-99-90-93713-670314		1,355,319	(1,355,319)	-	Bond refund
Non-Department	3713	Interest Expense	3713-99-90-93713-670410		910,591	(910,591)	-	Bond refund
Non-Department	3716	Professional Svcs - Other	3716-99-90-93716-620299		-	5,000	5,000	Bond refund
Non-Department	3716	Bond Principal	3716-99-90-93716-670314		-	1,560,825	1,560,825	Bond refund
Non-Department	3716	Bond/Lease Issuance Costs	3716-99-90-93716-670510		-	681,860	681,860	Bond refund
Parks & Community Svc	2019	Transfers to PCS CAP PROJECT (QUIMBY)	2019-99-99-92019-903016		190,775	(28,000)	162,775	Budget true-up
Parks & Community Svc	2019	Transfers to PCS CAP PROJECT (QUIMBY)	2019-99-99-92019-903016		190,775	150,000	340,775	Projected expense
Parks & Community Svc	3015	CIP Other	3015-50-57-80007-720199	807 0031 50 57-3015-99	11,572,324	(156,180)	11,416,144	Budget true-up
Parks & Community Svc	3015	CIP Other	3015-50-57-80007-720199	807 0054-3015-99	11,572,324	(139,420)	11,432,904	Budget true-up
Parks & Community Svc	3015	CIP Other	3015-50-57-80007-720199	807 0056-3015-99	11,572,324	(72,491)	11,499,833	Budget true-up
Parks & Community Svc	3015	Transfers to DIF - PARKLAND FACILITIES	3015-99-99-93015-902905		-	368,091	368,091	Budget true-up
Parks & Community Svc	3016	CIP Other	3016-50-57-80003-720199	803 0031-3016-99	444,968	(16,668)	428,300	Budget true-up
Parks & Community Svc	3016	CIP Other	3016-50-57-80007-720199	807 0004 50 57-3016-99	863,317	(220,610)	642,707	Budget true-up
Parks & Community Svc	3016	CIP Other	3016-50-57-80007-720199	807 0052-3016-99	863,317	(28,000)	835,317	Budget true-up
Parks & Community Svc	3016	CIP Other	3016-50-57-80007-720199	807 0064-3016-99	863,317	150,000	1,013,317	Projected expense
Parks & Community Svc	3016	Transfers to - QUIMBY PARK FEES	3016-99-99-93016-902019		-	237,278	237,278	Budget true-up
Public Works	3000	CIP Other	3000-70-40-80003-720199	803 0067-3000-99	10,657,579	617,133	11,274,712	Projected expense
Public Works	7330	Transfers to FACILITY CONST FUND	7330-99-99-97330-903000		4,846,217	617,133	5,463,350	Projected expense
<b>EXPENSE TOTAL</b>					<b>\$ 58,218,904</b>	<b>\$ 1,558,816</b>	<b>\$ 59,777,720</b>	



**CITY OF MORENO VALLEY  
GENERAL FUND  
FY 2024/25 Ratification Amendments**

Department	Fund	Account Description	General Ledger Account	Project	Amendment	Description - Ratification
Community Development	1010	Donations	1010-20-38-18210-580200		\$ (125,000)	Allocate project budget
Community Development	1010	Donations	1010-20-38-18210-580200	DN UAAR 24-LRG-United Activists for Animal Rights Donation 2024, Lrg Dog	62,500	Allocate project budget
Community Development	1010	Donations	1010-20-38-18210-580200	DN UAAR 24-MED-United Activists for Animal Rights Donation 2024, Med Dog	62,500	Allocate project budget
Non-Department	1010	Administrative Charges	1010-99-99-91010-585020		(374,706)	Reallocation of budget
Non-Department	1010	Transfers in - from ZONE "E" EXT LDSC FUND	1010-99-99-91010-805013		374,706	Reallocation of budget
Non-Department	1010	Administrative Charges	1010-99-99-91010-585020		(115)	Reallocation of budget
Non-Department	1010	Transfers in - from ZONE "E" EXT LDSC FUND	1010-99-99-91010-805013		115	Reallocation of budget
<b>REVENUE TOTAL</b>					<b>\$ -</b>	

**CITY OF MORENO VALLEY  
GENERAL FUND  
FY 2024/25 Ratification Amendments**

Department	Fund	Account Description	General Ledger Account	Project	Amendment	Description - Ratification
Community Development	1010	Professional Svcs - Veterinary Svcs	1010-20-38-18210-620250		\$ (125,000)	Allocate project budget
Community Development	1010	Professional Svcs - Veterinary Svcs	1010-20-38-18210-620250	DN UAAR 24-LRG-United Activists for Animal Rights Donation 2024,Lrg Dog	62,500	Allocate project budget
Community Development	1010	Professional Svcs - Veterinary Svcs	1010-20-38-18210-620250	DN UAAR 24-MED-United Activists for Animal Rights Donation 2024, Med Dog	62,500	Allocate project budget
Police	1010	Oper Mtrls - Furn & Equip	1010-60-67-40210-630330		(6,551)	Reallocation of budget
Police	1010	Mach-Equip-Repl - Vehicles	1010-60-67-40210-660322		6,551	Reallocation of budget
<b>EXPENSE TOTAL</b>					<b>\$ -</b>	

**CITY OF MORENO VALLEY  
NON-GENERAL FUND  
FY 2024/25 Ratification Amendments**

Department	Fund	Account Description	General Ledger Account	Project	Amendment	Description - Ratification
City Manager	2512	Fed Grant-Operating Revenue	2512-30-36-72611-485000		\$ (1,979,019)	Budget true-up
Community Development	2715	Fed Grant-Operating Revenue	2715-20-26-72115-485000		(999)	JAG Grant true-up
Community Development	2715	Salaries-Temporary	2715-20-26-72115-611310		(999)	JAG Grant true-up
Financial & Management Svc	2050	CFD No. 2014-01	2050-30-79-25722		(872,501)	Allocate project budget
Financial & Management Svc	2050	CFD No. 2014-01	2050-30-79-25722	SD CFD 2014 01-Various Projects	872,501	Allocate project budget
Financial & Management Svc	5013	Zone E Extensive Landscape	5013-30-79-25705		(227,492)	Allocate project budget
Financial & Management Svc	5013	Zone E Extensive Landscape	5013-30-79-25705	SD Zone E-Various Projects	227,492	Allocate project budget
Financial & Management Svc	5014	LMD 2014-02 LANDSCAPE MAINT DIST	5014-30-79-25721		(2,648,712)	Allocate project budget
Financial & Management Svc	5014	LMD 2014-02 LANDSCAPE MAINT DIST	5014-30-79-25721	SD LMD Zone-Various Projects	2,648,712	Allocate project budget
Parks & Community Services	2350	State Grant-Operating Revenue	2350-50-92-75023-486000	PCS SPG-ARTS - PCS Spring Events, Festival of Arts	26,405	Allocate project budget
<b>REVENUE TOTAL</b>					<b>\$ (1,954,612)</b>	

Department	Fund	Account Description	General Ledger Account	Project	Amendment	Description - Ratification
City Manager	2512	SAL/BENE/OPERATING	2512-30-36-72611		\$ (1,979,019)	Budget true-up
Financial & Management Svc	2050	CFD No. 2014-01	2050-30-79-25722		(682,502)	Allocate project budget
Financial & Management Svc	2050	CFD No. 2014-01	2050-30-79-25722	SD CFD 2014 01-Various Projects	682,502	Allocate project budget
Financial & Management Svc	5013	SD Zone E & LMD 2014-02	5013-30-79-25705		(307,511)	Allocate project budget
Financial & Management Svc	5013	SD Zone E & LMD 2014-02	5013-30-79-25705	SD Zone E-Various Projects	307,511	Allocate project budget
Financial & Management Svc	5014	LMD 2014-02 LANDSCAPE MAINT DIST	5014-30-79-25721		(2,764,237)	Allocate project budget
Financial & Management Svc	5014	LMD 2014-02 LANDSCAPE MAINT DIST	5014-30-79-25721	SD LMD Zone-Various Projects	2,764,237	Allocate project budget
Human Resources	7010	Insurance - General	7010-18-21-14020-650110		(1,800,000)	Reallocation of budget
Human Resources	7010	Insurance - General	7010-18-22-18030-650110		1,800,000	Reallocation of budget
Parks & Community Svc	3000	CIP Other	3000-70-40-80003-720199	803 0057	(1,611,217)	Reallocation of budget
Parks & Community Svc	3000	CIP Other	3000-50-57-80003-720199	803 0057	1,611,217	Reallocation of budget
Parks & Community Svc	5011	Salaries-Temporary	5011-50-59-35312-611310		(2,886)	Allocate project budget
Parks & Community Svc	2350	Salaries-Temporary	2350-50-92-75023-611310	PCS SPG-ARTS - PCS Spring Events, Festival of Arts	2,886	Allocate project budget
Parks & Community Svc	2350	Salaries-Reimbursable (In/Out)	2350-50-92-75023-611510	PCS SPG-ARTS - PCS Spring Events, Festival of Arts	8,644	Allocate project budget
Parks & Community Svc	2350	Marketing Svcs - Advertising	2350-50-92-75023-620610	PCS SPG-ARTS - PCS Spring Events, Festival of Arts	875	Allocate project budget
Parks & Community Svc	2350	Contractual Svcs - Other	2350-50-92-75023-625099	PCS SPG-ARTS - PCS Spring Events, Festival of Arts	14,000	Allocate project budget
Parks & Community Svc	5011	Salaries-Temporary	5011-50-59-35312-611310	PCS SPG-ARTS - PCS Spring Events, Festival of Arts	2,886	Allocate project budget

CITY OF MORENO VALLEY  
NON-GENERAL FUND  
FY 2024/25 Ratification Amendments

EXHIBIT A

Department	Fund	Account Description	General Ledger Account	Project	Amendment	Description - Ratification
Parks & Community Svc	5011	Salaries-Reimbursable (In/Out)	5011-50-59-35312-611510		(8,644)	Allocate project budget
Parks & Community Svc	5011	Salaries-Reimbursable (In/Out)	5011-50-59-35312-611510	PCS SPG-ARTS - PCS Spring Events, Festival of Arts	8,644	Allocate project budget
Parks & Community Svc	5011	Marketing Svcs - Advertising	5011-50-59-35312-620610		(750)	Allocate project budget
Parks & Community Svc	5011	Marketing Svcs - Advertising	5011-50-59-35312-620610	PCS SPG-ARTS - PCS Spring Events, Festival of Arts	750	Allocate project budget
Parks & Community Svc	5011	Marketing Svcs - PR/Promotions	5011-50-59-35312-620620		(1,000)	Allocate project budget
Parks & Community Svc	5011	Marketing Svcs - PR/Promotions	5011-50-59-35312-620620	PCS SPG-ARTS - PCS Spring Events, Festival of Arts	1,000	Allocate project budget
Parks & Community Svc	5011	Contractual Svcs - Other	5011-50-59-35312-625099		(11,150)	Allocate project budget
Parks & Community Svc	5011	Contractual Svcs - Other	5011-50-59-35312-625099	PCS SPG-ARTS - PCS Spring Events, Festival of Arts	11,150	Allocate project budget
Parks & Community Svc	5011	Oper Mtrls - Recreation	5011-50-59-35312-630312		(3,150)	Allocate project budget
Parks & Community Svc	5011	Oper Mtrls - Recreation	5011-50-59-35312-630312	PCS SPG-ARTS - PCS Spring Events, Festival of Arts	3,150	Allocate project budget
Public Works	3008	CIP Other	3008-70-77-80001-720199	801 0112-3008-99	580,366	Reallocation of budget
Public Works	3008	CIP Other	3008-70-77-80001-720199	801 0110-3008-99	500,000	Reallocation of budget
Public Works	3008	CIP Other	3008-70-77-80001-720199	801 0096-3008-99	(1,080,366)	Reallocation of budget
Public Works	3008	CIP Other	3008-70-77-80001-720199	801 0097	(1,999,905)	Reallocation of budget
Public Works	3008	CIP Other	3008-70-77-80001-720199	801 0110	1,999,905	Reallocation of budget
<b>EXPENSE TOTAL</b>					<b>\$ (1,952,614)</b>	

City of Moreno Valley  
 FY 2023/24 - 2024/25  
 City Position Summary

Position Title	Adopted Qtrly					
	FY	FY	FY	FY	FY	FY
	2022/23	2023/24	2023/24	2023/24	2024/25	2024/25
No.	Adj.	Adj.	No.	Adj.	No.	
Accountant I	1	-	-	1	-	1
Accountant II	1	-	-	1	-	1
Accounting Assistant	3	(1)	-	2	-	2
Accounting Technician	1	-	-	1	-	1
Accounts Payable Supervisor	1	-	-	1	-	1
Administrative Assistant	7	3	-	10	-	10
Animal Care Technician	5	-	-	5	-	5
Animal Care Technician Supervisor	1	-	-	1	-	1
Animal Control Officer	6	-	-	6	-	6
Animal Rescue Coordinator	1	-	-	1	-	1
Animal Services Assistant	4	-	-	4	-	4
Animal Services Dispatcher	1	-	-	1	-	1
Animal Services Division Manager	1	-	-	1	-	1
Animal Services Field Supervisor	1	-	-	1	-	1
Animal Services License Inspector	1	-	-	1	-	1
Animal Services Office Supervisor	1	-	-	1	-	1
Applications & Database Administrator	1	-	-	1	-	1
Applications Analyst	1	1	-	2	-	2
Assistant City Manager (Administration)	1	-	-	1	-	1
Assistant City Manager (Development)	1	-	-	1	-	1
Assistant to the City Manager	1	-	-	1	-	1
Assistant Crossing Guard Supervisor	1	-	-	1	-	1
Assistant Engineer	2	-	-	2	-	2
Assistant Network Administrator	1	-	-	1	-	1
Associate Engineer I	2	-	-	2	-	2
Associate Engineer II	3	-	-	3	-	3
Associate Planner	4	-	-	4	-	4
Audio Visual Technician	2	-	-	2	-	2
Banquet Facility Representative	1	-	-	1	-	1
Building Division Manager/Official	1	-	-	1	-	1
Building Inspector II	4	(1)	-	3	-	3
Building Safety Supervisor	1	-	-	1	-	1
Business License Liaison	1	-	-	1	-	1
Chief Financial Officer	-	1	-	1	-	1
Child Care Assistant	4	-	-	4	-	4
Child Care Instructor II	4	-	-	4	-	4
Child Care Program Manager	1	-	-	1	-	1
Child Care Site Supervisor	4	-	-	4	-	4
City Manager	1	-	-	1	-	1
Community Development Director	1	-	-	1	-	1
Community Enhancement Division Manager	1	-	-	1	-	1
Community Enhancement Officer I	6	-	-	6	-	6
Community Enhancement Officer II	3	-	-	3	-	3
Community Enhancement Supervisor	1	-	-	1	-	1
Community Services Assistant Coordinator	4	-	-	4	-	4
Community Services Coordinator	4	-	-	4	-	4
Community Services Division Manager	-	1	-	1	-	1
Community Services Supervisor	4	-	-	4	-	4
Construction Inspector	2	-	-	2	-	2
Construction Inspector Supervisor	1	-	-	1	-	1
Crossing Guard	35	-	-	35	-	35
Crossing Guard Supervisor	1	-	-	1	-	1
Customer Service Manager	-	1	-	1	-	1
Deputy City Clerk	1	-	-	1	-	1
Deputy City Manager	1	-	-	1	-	1
Deputy Compliance Director	-	1	-	1	-	1
Deputy Finance Director	1	-	-	1	-	1
Economic Development Division Manager	2	-	-	2	-	2
Economic Development & Housing Director	-	1	-	1	-	1
Electric Utility Assistant Manager	-	-	1	1	-	1
Electric Utility Chief Engineer	1	-	(1)	-	-	-

City of Moreno Valley  
 FY 2023/24 - 2024/25  
 City Position Summary

Position Title	Adopted Qtrly					
	FY	FY	FY	FY	FY	FY
	2022/23	2023/24	2023/24	2023/24	2024/25	2024/25
No.	Adj.	Adj.	No.	Adj.	No.	
Electric Utility Division Manager	1	-	-	1	-	1
Electric Utility Program Coordinator	1	-	-	1	-	1
Emergency Management Coordinator	-	-	2	2	-	2
Emergency Management & Volunteer Services Program Manager	1	-	-	1	-	1
Emergency Management & Volunteer Services Program Specialist	1	-	(1)	-	-	-
Engineering Division Manager/Assistant City Engineer	1	-	-	1	-	1
Enterprise Systems Administrator	1	-	-	1	-	1
Equipment Operator	6	-	-	6	-	6
Executive Assistant I	5	-	-	5	-	5
Executive Assistant to Mayor/City Council	1	-	-	1	-	1
Facilities Maintenance Mechanic	1	-	-	1	-	1
Facilities Maintenance Worker	3	-	-	3	1	4
Financial Operations Division Manager	1	-	-	1	-	1
Financial Resources Division Manager	1	-	-	1	-	1
Fleet & Facilities Division Manager	-	1	-	1	-	1
Fleet & Facilities Maintenance Supervisor	1	-	-	1	-	1
GIS Administrator	1	-	-	1	-	1
GIS Applications Analyst	1	-	-	1	-	1
GIS Specialist	1	-	(1)	-	-	-
Grants Division Manager	1	-	-	1	-	1
Grants Program Manager	1	-	(1)	-	-	-
Human Resources Analyst	1	-	-	1	-	1
Human Resources Director	-	1	-	1	-	1
Human Resources Division Manager	1	-	-	1	-	1
Human Resources Technician	-	2	-	2	-	2
Information Technology Technician	2	-	-	2	-	2
Landscape Services Inspector	2	-	-	2	-	2
Lead Facilities Maintenance Worker	1	-	-	1	-	1
Lead Maintenance Worker	4	-	-	4	-	4
Lead Parks Maintenance Worker	7	-	-	7	-	7
Lead Traffic Sign/Marking Technician	2	-	-	2	-	2
Lead Vehicle/Equipment Technician	1	-	-	1	-	1
Maintenance & Operations Division Manager	1	-	-	1	-	1
Maintenance Worker I/II	27	-	-	27	-	27
Maintenance Worker/Work Release Coordinator	1	-	-	1	-	1
Management Aide	7	-	-	7	-	7
Management Analyst	8	(1)	-	7	-	7
Management Assistant	8	4	(2)	10	-	10
Manager of the Office of Mayor & City Council/City Clerk	1	-	-	1	-	1
Media & Communications Division Manager	1	-	-	1	-	1
Network Administrator	1	-	-	1	-	1
Network & Systems Specialist	1	-	-	1	-	1
Paralegal	1	-	-	1	-	1
Park Ranger	4	-	-	4	-	4
Parking Control Officer	2	-	-	2	-	2
Parks & Community Services Administration & Financial Services Division Manager	-	1	-	1	-	1
Parks & Community Services Deputy Director	1	(1)	-	-	-	-
Parks & Community Services Director	1	-	-	1	-	1
Parks & Landscape Services Division Manager	1	-	-	1	-	1
Parks Maintenance Supervisor	2	-	-	2	-	2
Parks Maintenance Worker	18	-	-	18	-	18
Parks Project Manager	1	-	-	1	-	1
Payroll Division Manager	-	-	1	1	-	1
Payroll Supervisor	1	-	(1)	-	-	-
Permit Technician	4	-	-	4	-	4
Planning Division Manager/Official	1	-	-	1	-	1
Power Supply Manager	-	-	1	1	-	1
Principal Accountant	1	-	-	1	-	1
Principal Engineer	2	-	-	2	-	2
Principal Engineer/City Traffic Engineer	1	-	-	1	-	1
Principal Planner	1	-	-	1	-	1

City of Moreno Valley  
 FY 2023/24 - 2024/25  
 City Position Summary

Position Title	Adopted Qtrly					
	FY 2022/23	FY 2023/24	FY 2023/24	FY 2023/24	FY 2024/25	FY 2024/25
	No.	Adj.	Adj.	No.	Adj.	No.
Program Analyst	-	-	1	1	-	1
Public Information/Intergovernmental Relations Officer	1	-	-	1	-	1
Public Safety Contracts Administrator	1	-	-	1	-	1
Purchasing Division Manager	1	-	-	1	-	1
Public Works Director/City Engineer	1	-	-	1	-	1
Recycling Specialist	1	1	-	2	-	2
Registered Veterinary Technician	1	-	-	1	-	1
Resource Analyst	-	1	(1)	-	-	-
Security Guard	2	-	-	2	-	2
Senior Accountant	4	-	-	4	-	4
Senior Administrative Assistant	13	(1)	(1)	11	(1)	10
Senior Applications Analyst	1	1	-	2	-	2
Senior Building Inspector	-	1	-	1	-	1
Senior Community Enhancement Officer	2	-	-	2	-	2
Senior Construction Inspector	2	-	-	2	-	2
Senior Deputy City Clerk	1	-	-	1	-	1
Senior Electrical Engineer	1	-	-	1	-	1
Senior Engineer, P.E.	5	-	-	5	-	5
Senior Equipment Operator	1	-	-	1	-	1
Senior Graphics Designer	1	-	-	1	-	1
Senior Human Resources Analyst	1	-	-	1	-	1
Senior Landscape Services Inspector	1	-	-	1	-	1
Senior Management Analyst	13	3	1	17	-	17
Senior Office Assistant	3	-	-	3	-	3
Senior Parking Control Officer	1	-	-	1	-	1
Senior Parks Maintenance Technician	2	-	-	2	-	2
Senior Payroll Technician	1	-	-	1	-	1
Senior Permit Technician	3	-	-	3	-	3
Senior Planner	1	-	-	1	-	1
Senior Risk Analyst	-	1	-	1	-	1
Senior Telecommunications Technician	1	-	-	1	-	1
Senior Traffic Signal Technician	1	-	-	1	-	1
Special Districts Division Manager	1	-	-	1	-	1
Special Events & Facilities Division Manager	1	-	-	1	-	1
Storekeeper	1	1	-	2	-	2
Strategic Initiatives Manager	1	-	-	1	-	1
Street Maintenance Supervisor	2	-	-	2	-	2
Telecommunications Engineer/Administrator	1	-	-	1	-	1
Telecommunications Technician	1	-	1	2	-	2
Traffic Operations Supervisor	1	-	-	1	-	1
Traffic Signal Technician	2	-	-	2	-	2
Traffic Sign/Marking Technician I	1	-	-	1	-	1
Traffic Sign/Marking Technician II	2	-	-	2	-	2
Utility Finance Manager	-	1	-	1	-	1
Vehicle/Equipment Technician	3	-	-	3	-	3
<b>Total</b>	<b>381</b>	<b>22</b>	<b>(1)</b>	<b>402</b>	<b>-</b>	<b>402</b>

Note: Excludes City Council Members, Planning Commissioners and temporary positions.

Per Municipal Code 2.18.010, the Planning Commission shall consist of seven members who shall receive such compensation as may be established from time to time by resolution of the City Council.

**CITY OF MORENO VALLEY**

**SALARY SCALE - CAREER POSITIONS**

**EFFECTIVE 07/06/2024**

Exhibit C

TITLE	GRP	GRADE										
				A	B	C	D	E	F	G	H	I
				5.0%	5.0%	5.0%	5.0%	5.0%	5.0%	5.0%	2.5%	2.5%
Accountant I	NE	C22	Annual	75,628.80	79,414.40	83,387.20	87,547.20	91,915.20	96,512.00	101,337.60	103,875.20	106,475.20
			Monthly	6,302.40	6,617.87	6,948.93	7,295.60	7,659.60	8,042.67	8,444.80	8,656.27	8,872.93
			Hourly	36.3600	38.1800	40.0900	42.0900	44.1900	46.4000	48.7200	49.9400	51.1900
Accountant II	PAM	C24	Annual	83,387.20	87,547.20	91,915.20	96,512.00	101,337.60	106,412.80	111,737.60	114,524.80	117,395.20
			Monthly	6,948.93	7,295.60	7,659.60	8,042.67	8,444.80	8,867.73	9,311.47	9,543.73	9,782.93
			Hourly	40.0900	42.0900	44.1900	46.4000	48.7200	51.1600	53.7200	55.0600	56.4400
Accounting Assistant	NE	C14	Annual	51,209.60	53,768.00	56,451.20	59,280.00	62,254.40	65,374.40	68,640.00	70,366.40	72,134.40
			Monthly	4,267.47	4,480.67	4,704.27	4,940.00	5,187.87	5,447.87	5,720.00	5,863.87	6,011.20
			Hourly	24.6200	25.8500	27.1400	28.5000	29.9300	31.4300	33.0000	33.8300	34.6800
Accounting Technician	NE	C17	Annual	59,280.00	62,254.40	65,374.40	68,640.00	72,072.00	75,670.40	79,456.00	81,452.80	83,491.20
			Monthly	4,940.00	5,187.87	5,447.87	5,720.00	6,006.00	6,305.87	6,621.33	6,787.73	6,957.60
			Hourly	28.5000	29.9300	31.4300	33.0000	34.6500	36.3800	38.2000	39.1600	40.1400
Accounts Payable Supervisor	NE	C22	Annual	75,628.80	79,414.40	83,387.20	87,547.20	91,915.20	96,512.00	101,337.60	103,875.20	106,475.20
			Monthly	6,302.40	6,617.87	6,948.93	7,295.60	7,659.60	8,042.67	8,444.80	8,656.27	8,872.93
			Hourly	36.3600	38.1800	40.0900	42.0900	44.1900	46.4000	48.7200	49.9400	51.1900
Administrative Assistant	NE	C16	Annual	56,451.20	59,280.00	62,254.40	65,374.40	68,640.00	72,072.00	75,670.40	77,563.20	79,497.60
			Monthly	4,704.27	4,940.00	5,187.87	5,447.87	5,720.00	6,006.00	6,305.87	6,463.60	6,624.80
			Hourly	27.1400	28.5000	29.9300	31.4300	33.0000	34.6500	36.3800	37.2900	38.2200
Animal Care Technician	NE	C11	Annual	44,241.60	46,446.40	48,776.00	51,209.60	53,768.00	56,451.20	59,280.00	60,756.80	62,275.20
			Monthly	3,686.80	3,870.53	4,064.67	4,267.47	4,480.67	4,704.27	4,940.00	5,063.07	5,189.60
			Hourly	21.2700	22.3300	23.4500	24.6200	25.8500	27.1400	28.5000	29.2100	29.9400
Animal Care Technician Supervisor	PAM	C21	Annual	72,051.20	75,649.60	79,435.20	83,408.00	87,588.80	91,977.60	96,574.40	98,987.20	101,462.40
			Monthly	6,004.27	6,304.13	6,619.60	6,950.67	7,299.07	7,664.80	8,047.87	8,248.93	8,455.20
			Hourly	34.6400	36.3700	38.1900	40.1000	42.1100	44.2200	46.4300	47.5900	48.7800
Animal Control Officer	NE	C15	Annual	53,768.00	56,451.20	59,280.00	62,254.40	65,374.40	68,640.00	72,072.00	73,881.60	75,732.80
			Monthly	4,480.67	4,704.27	4,940.00	5,187.87	5,447.87	5,720.00	6,006.00	6,156.80	6,311.07
			Hourly	25.8500	27.1400	28.5000	29.9300	31.4300	33.0000	34.6500	35.5200	36.4100
Animal Rescue Coordinator	NE	C11	Annual	44,241.60	46,446.40	48,776.00	51,209.60	53,768.00	56,451.20	59,280.00	60,756.80	62,275.20
			Monthly	3,686.80	3,870.53	4,064.67	4,267.47	4,480.67	4,704.27	4,940.00	5,063.07	5,189.60
			Hourly	21.2700	22.3300	23.4500	24.6200	25.8500	27.1400	28.5000	29.2100	29.9400
Animal Services Assistant	NE	C10	Annual	42,120.00	44,220.80	46,425.60	48,755.20	51,188.80	53,747.20	56,430.40	57,844.80	59,300.80
			Monthly	3,510.00	3,685.07	3,868.80	4,062.93	4,265.73	4,478.93	4,702.53	4,820.40	4,941.73
			Hourly	20.2500	21.2600	22.3200	23.4400	24.6100	25.8400	27.1300	27.8100	28.5100
Animal Services Dispatcher	NE	C10	Annual	42,120.00	44,220.80	46,425.60	48,755.20	51,188.80	53,747.20	56,430.40	57,844.80	59,300.80
			Monthly	3,510.00	3,685.07	3,868.80	4,062.93	4,265.73	4,478.93	4,702.53	4,820.40	4,941.73
			Hourly	20.2500	21.2600	22.3200	23.4400	24.6100	25.8400	27.1300	27.8100	28.5100
Animal Services Division Manager	DMG	C30	Annual	111,758.40	117,353.60	123,219.20	129,376.00	135,844.80	142,646.40	149,780.80	153,524.80	157,372.80
			Monthly	9,313.20	9,779.47	10,268.27	10,781.33	11,320.40	11,887.20	12,481.73	12,793.73	13,114.40
			Hourly	53.7300	56.4200	59.2400	62.2000	65.3100	68.5800	72.0100	73.8100	75.6600

**CITY OF MORENO VALLEY**

**SALARY SCALE - CAREER POSITIONS**

EFFECTIVE 07/06/2024

Exhibit C

TITLE	GRP	GRADE										
			A	B	C	D	E	F	G	H	I	
			5.0%	5.0%	5.0%	5.0%	5.0%	5.0%	5.0%	2.5%	2.5%	
Animal Services Field Supervisor	PAM	C22	Annual	75,628.80	79,414.40	83,387.20	87,547.20	91,915.20	96,512.00	101,337.60	103,875.20	106,475.20
			Monthly	6,302.40	6,617.87	6,948.93	7,295.60	7,659.60	8,042.67	8,444.80	8,656.27	8,872.93
			Hourly	36.3600	38.1800	40.0900	42.0900	44.1900	46.4000	48.7200	49.9400	51.1900
Animal Services License Inspector	NE	C11	Annual	44,241.60	46,446.40	48,776.00	51,209.60	53,768.00	56,451.20	59,280.00	60,756.80	62,275.20
			Monthly	3,686.80	3,870.53	4,064.67	4,267.47	4,480.67	4,704.27	4,940.00	5,063.07	5,189.60
			Hourly	21.2700	22.3300	23.4500	24.6200	25.8500	27.1400	28.5000	29.2100	29.9400
Animal Services Office Supervisor	PAM	C21	Annual	72,051.20	75,649.60	79,435.20	83,408.00	87,588.80	91,977.60	96,574.40	98,987.20	101,462.40
			Monthly	6,004.27	6,304.13	6,619.60	6,950.67	7,299.07	7,664.80	8,047.87	8,248.93	8,455.20
			Hourly	34.6400	36.3700	38.1900	40.1000	42.1100	44.2200	46.4300	47.5900	48.7800
Applications & Database Administrator	PAM	C29	Annual	106,412.80	111,737.60	117,332.80	123,198.40	129,355.20	135,824.00	142,625.60	146,182.40	149,843.20
			Monthly	8,867.73	9,311.47	9,777.73	10,266.53	10,779.60	11,318.67	11,885.47	12,181.87	12,486.93
			Hourly	51.1600	53.7200	56.4100	59.2300	62.1900	65.3000	68.5700	70.2800	72.0400
Applications Analyst	PAM	C25	Annual	87,568.00	91,956.80	96,553.60	101,379.20	106,454.40	111,779.20	117,374.40	120,307.20	123,323.20
			Monthly	7,297.33	7,663.07	8,046.13	8,448.27	8,871.20	9,314.93	9,781.20	10,025.60	10,276.93
			Hourly	42.1000	44.2100	46.4200	48.7400	51.1800	53.7400	56.4300	57.8400	59.2900
Assistant to the City Manager	PAM	C24	Annual	83,387.20	87,547.20	91,915.20	96,512.00	101,337.60	106,412.80	111,737.60	114,524.80	117,395.20
			Monthly	6,948.93	7,295.60	7,659.60	8,042.67	8,444.80	8,867.73	9,311.47	9,543.73	9,782.93
			Hourly	40.0900	42.0900	44.1900	46.4000	48.7200	51.1600	53.7200	55.0600	56.4400
Assistant Crossing Guard Supervisor	NE	C05	Annual	38,209.60	38,209.60	40,123.20	42,120.00	42,120.00	44,220.80	44,220.80	46,425.60	46,425.60
			Monthly	3,184.13	3,184.13	3,343.60	3,510.00	3,510.00	3,685.07	3,685.07	3,868.80	3,868.80
			Hourly	18.3700	19.2900	19.2900	20.2500	20.2500	21.2600	21.2600	22.3200	22.3200
Assistant Engineer	PAM	C25	Annual	87,568.00	91,956.80	96,553.60	101,379.20	106,454.40	111,779.20	117,374.40	120,307.20	123,323.20
			Monthly	7,297.33	7,663.07	8,046.13	8,448.27	8,871.20	9,314.93	9,781.20	10,025.60	10,276.93
			Hourly	42.1000	44.2100	46.4200	48.7400	51.1800	53.7400	56.4300	57.8400	59.2900
Assistant Network Administrator	PAM	C26	Annual	91,936.00	96,532.80	101,358.40	106,433.60	111,758.40	117,353.60	123,219.20	126,297.60	129,459.20
			Monthly	7,661.33	8,044.40	8,446.53	8,869.47	9,313.20	9,779.47	10,268.27	10,524.80	10,788.27
			Hourly	44.2000	46.4100	48.7300	51.1700	53.7300	56.4200	59.2400	60.7200	62.2400
Associate Engineer I	PAM	C28	Annual	101,358.40	106,433.60	111,758.40	117,353.60	123,219.20	129,376.00	135,844.80	139,235.20	142,708.80
			Monthly	8,446.53	8,869.47	9,313.20	9,779.47	10,268.27	10,781.33	11,320.40	11,602.93	11,892.40
			Hourly	48.7300	51.1700	53.7300	56.4200	59.2400	62.2000	65.3100	66.9400	68.6100
Associate Engineer II	PAM	C29	Annual	106,412.80	111,737.60	117,332.80	123,198.40	129,355.20	135,824.00	142,625.60	146,182.40	149,843.20
			Monthly	8,867.73	9,311.47	9,777.73	10,266.53	10,779.60	11,318.67	11,885.47	12,181.87	12,486.93
			Hourly	51.1600	53.7200	56.4100	59.2300	62.1900	65.3000	68.5700	70.2800	72.0400
Associate Planner	PAM	C25	Annual	87,568.00	91,956.80	96,553.60	101,379.20	106,454.40	111,779.20	117,374.40	120,307.20	123,323.20
			Monthly	7,297.33	7,663.07	8,046.13	8,448.27	8,871.20	9,314.93	9,781.20	10,025.60	10,276.93
			Hourly	42.1000	44.2100	46.4200	48.7400	51.1800	53.7400	56.4300	57.8400	59.2900
Audio Visual Technician	NE	C18	Annual	62,233.60	65,353.60	68,619.20	72,051.20	75,649.60	79,435.20	83,408.00	85,488.00	87,630.40
			Monthly	5,186.13	5,446.13	5,718.27	6,004.27	6,304.13	6,619.60	6,950.67	7,124.00	7,302.53
			Hourly	29.9200	31.4200	32.9900	34.6400	36.3700	38.1900	40.1000	41.1000	42.1300

**CITY OF MORENO VALLEY**

**SALARY SCALE - CAREER POSITIONS**

EFFECTIVE 07/06/2024

Exhibit C

TITLE	GRP	GRADE										
			A	B	C	D	E	F	G	H	I	
				5.0%	5.0%	5.0%	5.0%	5.0%	5.0%	5.0%	2.5%	2.5%
Banquet Facility Representative	PAM	C19	Annual	65,332.80	68,598.40	72,030.40	75,628.80	79,414.40	83,387.20	87,547.20	89,731.20	91,977.60
			Monthly	5,444.40	5,716.53	6,002.53	6,302.40	6,617.87	6,948.93	7,295.60	7,477.60	7,664.80
			Hourly	31.4100	32.9800	34.6300	36.3600	38.1800	40.0900	42.0900	43.1400	44.2200
Building Division Manager/Official	DMG	C34	Annual	145,745.60	153,025.60	160,680.00	168,708.80	177,153.60	186,014.40	195,312.00	200,200.00	205,212.80
			Monthly	12,145.47	12,752.13	13,390.00	14,059.07	14,762.80	15,501.20	16,276.00	16,683.33	17,101.07
			Hourly	70.0700	73.5700	77.2500	81.1100	85.1700	89.4300	93.9000	96.2500	98.6600
Building Inspector II	NE	C24	Annual	83,387.20	87,547.20	91,915.20	96,512.00	101,337.60	106,412.80	111,737.60	114,524.80	117,395.20
			Monthly	6,948.93	7,295.60	7,659.60	8,042.67	8,444.80	8,867.73	9,311.47	9,543.73	9,782.93
			Hourly	40.0900	42.0900	44.1900	46.4000	48.7200	51.1600	53.7200	55.0600	56.4400
Building Safety Supervisor	PAM	C27	Annual	96,532.80	101,358.40	106,433.60	111,758.40	117,353.60	123,219.20	129,376.00	132,620.80	135,928.00
			Monthly	8,044.40	8,446.53	8,869.47	9,313.20	9,779.47	10,268.27	10,781.33	11,051.73	11,327.33
			Hourly	46.4100	48.7300	51.1700	53.7300	56.4200	59.2400	62.2000	63.7600	65.3500
Business License Liaison	NE	C16	Annual	56,451.20	59,280.00	62,254.40	65,374.40	68,640.00	72,072.00	75,670.40	77,563.20	79,497.60
			Monthly	4,704.27	4,940.00	5,187.87	5,447.87	5,720.00	6,006.00	6,305.87	6,463.60	6,624.80
			Hourly	27.1400	28.5000	29.9300	31.4300	33.0000	34.6500	36.3800	37.2900	38.2200
Child Care Assistant	GRA	CC09	Annual	36,628.80	40,768.00	42,806.40	44,948.80	47,195.20	49,545.60	52,020.80	54,620.80	57,345.60
			Monthly	3,052.40	3,397.33	3,567.20	3,745.73	3,932.93	4,128.80	4,335.07	4,551.73	4,778.80
			Hourly	18.6700	19.6000	20.5800	21.6100	22.6900	23.8200	25.0100	26.2600	27.5700
Child Care Instructor II	GRA	CC11	Annual	41,953.60	44,054.40	46,259.20	48,568.00	51,001.60	53,560.00	56,243.20	57,657.60	59,092.80
			Monthly	3,496.13	3,671.20	3,854.93	4,047.33	4,250.13	4,463.33	4,686.93	4,804.80	4,924.40
			Hourly	20.1700	21.1800	22.2400	23.3500	24.5200	25.7500	27.0400	27.7200	28.4100
Child Care Program Manager	PAM	C19	Annual	65,332.80	68,598.40	72,030.40	75,628.80	79,414.40	83,387.20	87,547.20	89,731.20	91,977.60
			Monthly	5,444.40	5,716.53	6,002.53	6,302.40	6,617.87	6,948.93	7,295.60	7,477.60	7,664.80
			Hourly	31.4100	32.9800	34.6300	36.3600	38.1800	40.0900	42.0900	43.1400	44.2200
Child Care Site Supervisor	GRA	C15	Annual	53,768.00	56,451.20	59,280.00	62,254.40	65,374.40	68,640.00	72,072.00	73,881.60	75,732.80
			Monthly	4,480.67	4,704.27	4,940.00	5,187.87	5,447.87	5,720.00	6,006.00	6,156.80	6,311.07
			Hourly	25.8500	27.1400	28.5000	29.9300	31.4300	33.0000	34.6500	35.5200	36.4100
Community Enhancement Division Manager	DMG	C30	Annual	111,758.40	117,353.60	123,219.20	129,376.00	135,844.80	142,646.40	149,780.80	153,524.80	157,372.80
			Monthly	9,313.20	9,779.47	10,268.27	10,781.33	11,320.40	11,887.20	12,481.73	12,793.73	13,114.40
			Hourly	53.7300	56.4200	59.2400	62.2000	65.3100	68.5800	72.0100	73.8100	75.6600
Community Enhancement Officer I	NE	C18	Annual	62,233.60	65,353.60	68,619.20	72,051.20	75,649.60	79,435.20	83,408.00	85,488.00	87,630.40
			Monthly	5,186.13	5,446.13	5,718.27	6,004.27	6,304.13	6,619.60	6,950.67	7,124.00	7,302.53
			Hourly	29.9200	31.4200	32.9900	34.6400	36.3700	38.1900	40.1000	41.1000	42.1300
Community Enhancement Officer II	NE	C20	Annual	68,598.40	72,030.40	75,628.80	79,414.40	83,387.20	87,547.20	91,915.20	94,203.20	96,553.60
			Monthly	5,716.53	6,002.53	6,302.40	6,617.87	6,948.93	7,295.60	7,659.60	7,850.27	8,046.13
			Hourly	32.9800	34.6300	36.3600	38.1800	40.0900	42.0900	44.1900	45.2900	46.4200
Community Enhancement Supervisor	PAM	C23	Annual	79,435.20	83,408.00	87,588.80	91,977.60	96,574.40	101,400.00	106,475.20	109,137.60	111,862.40
			Monthly	6,619.60	6,950.67	7,299.07	7,664.80	8,047.87	8,450.00	8,872.93	9,094.80	9,321.87
			Hourly	38.1900	40.1000	42.1100	44.2200	46.4300	48.7500	51.1900	52.4700	53.7800



**CITY OF MORENO VALLEY**

**SALARY SCALE - CAREER POSITIONS**

EFFECTIVE 07/06/2024

Exhibit C

TITLE	GRP	GRADE										
				A	B	C	D	E	F	G	H	I
				5.0%	5.0%	5.0%	5.0%	5.0%	5.0%	5.0%	2.5%	2.5%
Community Services Assistant Coordinator	NE	C08	Annual	38,209.60	40,123.20	42,120.00	44,220.80	46,425.60	48,755.20	51,188.80	52,478.40	53,788.80
			Monthly	3,184.13	3,343.60	3,510.00	3,685.07	3,868.80	4,062.93	4,265.73	4,373.20	4,482.40
			Hourly	18.3700	19.2900	20.2500	21.2600	22.3200	23.4400	24.6100	25.2300	25.8600
Community Services Coordinator	NE	C10	Annual	42,120.00	44,220.80	46,425.60	48,755.20	51,188.80	53,747.20	56,430.40	57,844.80	59,300.80
			Monthly	3,510.00	3,685.07	3,868.80	4,062.93	4,265.73	4,478.93	4,702.53	4,820.40	4,941.73
			Hourly	20.2500	21.2600	22.3200	23.4400	24.6100	25.8400	27.1300	27.8100	28.5100
Community Services Division Manager	DMG	C30	Annual	111,758.40	117,353.60	123,219.20	129,376.00	135,844.80	142,646.40	149,780.80	153,524.80	157,372.80
			Monthly	9,313.20	9,779.47	10,268.27	10,781.33	11,320.40	11,887.20	12,481.73	12,793.73	13,114.40
			Hourly	53.7300	56.4200	59.2400	62.2000	65.3100	68.5800	72.0100	73.8100	75.6600
Community Services Supervisor	PAM	C19	Annual	65,332.80	68,598.40	72,030.40	75,628.80	79,414.40	83,387.20	87,547.20	89,731.20	91,977.60
			Monthly	5,444.40	5,716.53	6,002.53	6,302.40	6,617.87	6,948.93	7,295.60	7,477.60	7,664.80
			Hourly	31.4100	32.9800	34.6300	36.3600	38.1800	40.0900	42.0900	43.1400	44.2200
Construction Inspector	NE	C22	Annual	75,628.80	79,414.40	83,387.20	87,547.20	91,915.20	96,512.00	101,337.60	103,875.20	106,475.20
			Monthly	6,302.40	6,617.87	6,948.93	7,295.60	7,659.60	8,042.67	8,444.80	8,656.27	8,872.93
			Hourly	36.3600	38.1800	40.0900	42.0900	44.1900	46.4000	48.7200	49.9400	51.1900
Construction Inspector Supervisor	PAM	C25	Annual	87,568.00	91,956.80	96,553.60	101,379.20	106,454.40	111,779.20	117,374.40	120,307.20	123,323.20
			Monthly	7,297.33	7,663.07	8,046.13	8,448.27	8,871.20	9,314.93	9,781.20	10,025.60	10,276.93
			Hourly	42.1000	44.2100	46.4200	48.7400	51.1800	53.7400	56.4300	57.8400	59.2900
Crossing Guard Supervisor	NE	C07	Annual	38,209.60	40,123.20	42,120.00	44,220.80	46,425.60	48,755.20	51,188.80	52,478.40	53,788.80
			Monthly	3,184.13	3,343.60	3,510.00	3,685.07	3,868.80	4,062.93	4,265.73	4,373.20	4,482.40
			Hourly	18.3700	19.2900	20.2500	21.2600	22.3200	23.4400	24.6100	25.2300	25.8600
Customer Service Manager	PAM	C26	Annual	91,936.00	96,532.80	101,358.40	106,433.60	111,758.40	117,353.60	123,219.20	126,297.60	129,459.20
			Monthly	7,661.33	8,044.40	8,446.53	8,869.47	9,313.20	9,779.47	10,268.27	10,524.80	10,788.27
			Hourly	44.2000	46.4100	48.7300	51.1700	53.7300	56.4200	59.2400	60.7200	62.2400
Deputy City Clerk	NE	C17	Annual	59,280.00	62,254.40	65,374.40	68,640.00	72,072.00	75,670.40	79,456.00	81,452.80	83,491.20
			Monthly	4,940.00	5,187.87	5,447.87	5,720.00	6,006.00	6,305.87	6,621.33	6,787.73	6,957.60
			Hourly	28.5000	29.9300	31.4300	33.0000	34.6500	36.3800	38.2000	39.1600	40.1400
Deputy City Manager	DMG	C30	Annual	111,758.40	117,353.60	123,219.20	129,376.00	135,844.80	142,646.40	149,780.80	153,524.80	157,372.80
			Monthly	9,313.20	9,779.47	10,268.27	10,781.33	11,320.40	11,887.20	12,481.73	12,793.73	13,114.40
			Hourly	53.7300	56.4200	59.2400	62.2000	65.3100	68.5800	72.0100	73.8100	75.6600
Deputy Compliance Director	DMG	C35	Annual	153,046.40	160,700.80	168,729.60	177,174.40	186,035.20	195,332.80	205,108.80	210,246.40	215,508.80
			Monthly	12,753.87	13,391.73	14,060.80	14,764.53	15,502.93	16,277.73	17,092.40	17,520.53	17,959.07
			Hourly	73.5800	77.2600	81.1200	85.1800	89.4400	93.9100	98.6100	101.0800	103.6100
Deputy Finance Director	DMG	C34	Annual	145,745.60	153,025.60	160,680.00	168,708.80	177,153.60	186,014.40	195,312.00	200,200.00	205,212.80
			Monthly	12,145.47	12,752.13	13,390.00	14,059.07	14,762.80	15,501.20	16,276.00	16,683.33	17,101.07
			Hourly	70.0700	73.5700	77.2500	81.1100	85.1700	89.4300	93.9000	96.2500	98.6600
Economic Development Division Manager	DMG	C30	Annual	111,758.40	117,353.60	123,219.20	129,376.00	135,844.80	142,646.40	149,780.80	153,524.80	157,372.80
			Monthly	9,313.20	9,779.47	10,268.27	10,781.33	11,320.40	11,887.20	12,481.73	12,793.73	13,114.40
			Hourly	53.7300	56.4200	59.2400	62.2000	65.3100	68.5800	72.0100	73.8100	75.6600

**CITY OF MORENO VALLEY**

**SALARY SCALE - CAREER POSITIONS**

**EFFECTIVE 07/06/2024**

Exhibit C

TITLE	GRP	GRADE										
			A	B	C	D	E	F	G	H	I	
				5.0%	5.0%	5.0%	5.0%	5.0%	5.0%	2.5%	2.5%	
Electric Utility Assistant Manager	PAM	C34	Annual	145,745.60	153,025.60	160,680.00	168,708.80	177,153.60	186,014.40	195,312.00	200,200.00	205,212.80
			Monthly	12,145.47	12,752.13	13,390.00	14,059.07	14,762.80	15,501.20	16,276.00	16,683.33	17,101.07
			Hourly	70.0700	73.5700	77.2500	81.1100	85.1700	89.4300	93.9000	96.2500	98.6600
Electric Utility Division Manager	DMG	C36	Annual	168,438.40	176,862.40	185,702.40	194,979.20	204,734.40	214,968.00	225,721.60	231,358.40	237,140.80
			Monthly	14,036.53	14,738.53	15,475.20	16,248.27	17,061.20	17,914.00	18,810.13	19,279.87	19,761.73
			Hourly	80.9800	85.0300	89.2800	93.7400	98.4300	103.3500	108.5200	111.2300	114.0100
Electric Utility Program Coordinator	PAM	C27	Annual	96,532.80	101,358.40	106,433.60	111,758.40	117,353.60	123,219.20	129,376.00	132,620.80	135,928.00
			Monthly	8,044.40	8,446.53	8,869.47	9,313.20	9,779.47	10,268.27	10,781.33	11,051.73	11,327.33
			Hourly	46.4100	48.7300	51.1700	53.7300	56.4200	59.2400	62.2000	63.7600	65.3500
Emergency Management Coordinator	PAM	C22	Annual	75,628.80	79,414.40	83,387.20	87,547.20	91,915.20	96,512.00	101,337.60	103,875.20	106,475.20
			Monthly	6,302.40	6,617.87	6,948.93	7,295.60	7,659.60	8,042.67	8,444.80	8,656.27	8,872.93
			Hourly	36.3600	38.1800	40.0900	42.0900	44.1900	46.4000	48.7200	49.9400	51.1900
Emergency Management & Volunteer Services Program Manager	DMG	C30	Annual	111,758.40	117,353.60	123,219.20	129,376.00	135,844.80	142,646.40	149,780.80	153,524.80	157,372.80
			Monthly	9,313.20	9,779.47	10,268.27	10,781.33	11,320.40	11,887.20	12,481.73	12,793.73	13,114.40
			Hourly	53.7300	56.4200	59.2400	62.2000	65.3100	68.5800	72.0100	73.8100	75.6600
Engineering Division Manager/Assistant City Engineer	DMG	C34	Annual	145,745.60	153,025.60	160,680.00	168,708.80	177,153.60	186,014.40	195,312.00	200,200.00	205,212.80
			Monthly	12,145.47	12,752.13	13,390.00	14,059.07	14,762.80	15,501.20	16,276.00	16,683.33	17,101.07
			Hourly	70.0700	73.5700	77.2500	81.1100	85.1700	89.4300	93.9000	96.2500	98.6600
Enterprise Systems Administrator	PAM	C31	Annual	117,332.80	123,198.40	129,355.20	135,824.00	142,625.60	149,760.00	157,248.00	161,179.20	165,214.40
			Monthly	9,777.73	10,266.53	10,779.60	11,318.67	11,885.47	12,480.00	13,104.00	13,431.60	13,767.87
			Hourly	56.4100	59.2300	62.1900	65.3000	68.5700	72.0000	75.6000	77.4900	79.4300
Equipment Operator	NE	C17	Annual	59,280.00	62,254.40	65,374.40	68,640.00	72,072.00	75,670.40	79,456.00	81,452.80	83,491.20
			Monthly	4,940.00	5,187.87	5,447.87	5,720.00	6,006.00	6,305.87	6,621.33	6,787.73	6,957.60
			Hourly	28.5000	29.9300	31.4300	33.0000	34.6500	36.3800	38.2000	39.1600	40.1400
Executive Assistant I	NE	C19	Annual	65,332.80	68,598.40	72,030.40	75,628.80	79,414.40	83,387.20	87,547.20	89,731.20	91,977.60
			Monthly	5,444.40	5,716.53	6,002.53	6,302.40	6,617.87	6,948.93	7,295.60	7,477.60	7,664.80
			Hourly	31.4100	32.9800	34.6300	36.3600	38.1800	40.0900	42.0900	43.1400	44.2200
Executive Assistant to Mayor/City Council	DMG	C30	Annual	111,758.40	117,353.60	123,219.20	129,376.00	135,844.80	142,646.40	149,780.80	153,524.80	157,372.80
			Monthly	9,313.20	9,779.47	10,268.27	10,781.33	11,320.40	11,887.20	12,481.73	12,793.73	13,114.40
			Hourly	53.7300	56.4200	59.2400	62.2000	65.3100	68.5800	72.0100	73.8100	75.6600
Facilities Maintenance Mechanic	NE	C15	Annual	53,768.00	56,451.20	59,280.00	62,254.40	65,374.40	68,640.00	72,072.00	73,881.60	75,732.80
			Monthly	4,480.67	4,704.27	4,940.00	5,187.87	5,447.87	5,720.00	6,006.00	6,156.80	6,311.07
			Hourly	25.8500	27.1400	28.5000	29.9300	31.4300	33.0000	34.6500	35.5200	36.4100
Facilities Maintenance Worker	NE	C13	Annual	48,755.20	51,188.80	53,747.20	56,430.40	59,259.20	62,212.80	65,332.80	66,976.00	68,660.80
			Monthly	4,062.93	4,265.73	4,478.93	4,702.53	4,938.27	5,184.40	5,444.40	5,581.33	5,721.73
			Hourly	23.4400	24.6100	25.8400	27.1300	28.4900	29.9100	31.4100	32.2000	33.0100
Financial Operations Division Manager	DMG	C33	Annual	135,574.40	142,355.20	149,468.80	156,936.00	164,777.60	173,014.40	181,667.20	186,201.60	190,860.80
			Monthly	11,297.87	11,862.93	12,455.73	13,078.00	13,731.47	14,417.87	15,138.93	15,516.80	15,905.07
			Hourly	65.1800	68.4400	71.8600	75.4500	79.2200	83.1800	87.3400	89.5200	91.7600

**CITY OF MORENO VALLEY**

**SALARY SCALE - CAREER POSITIONS**

EFFECTIVE 07/06/2024

Exhibit C

TITLE	GRP	GRADE										
			A	B	C	D	E	F	G	H	I	
			5.0%		5.0%	5.0%	5.0%	5.0%	5.0%	2.5%	2.5%	
Financial Resources Division Manager	DMG	C33	Annual	135,574.40	142,355.20	149,468.80	156,936.00	164,777.60	173,014.40	181,667.20	186,201.60	190,860.80
			Monthly	11,297.87	11,862.93	12,455.73	13,078.00	13,731.47	14,417.87	15,138.93	15,516.80	15,905.07
			Hourly	65.1800	68.4400	71.8600	75.4500	79.2200	83.1800	87.3400	89.5200	91.7600
Fleet & Facilities Division Manager	DMG	C31	Annual	117,332.80	123,198.40	129,355.20	135,824.00	142,625.60	149,760.00	157,248.00	161,179.20	165,214.40
			Monthly	9,777.73	10,266.53	10,779.60	11,318.67	11,885.47	12,480.00	13,104.00	13,431.60	13,767.87
			Hourly	56.4100	59.2300	62.1900	65.3000	68.5700	72.0000	75.6000	77.4900	79.4300
Fleet & Facilities Maintenance Supervisor	PAM	C27	Annual	96,532.80	101,358.40	106,433.60	111,758.40	117,353.60	123,219.20	129,376.00	132,620.80	135,928.00
			Annual	8,044.40	8,446.53	8,869.47	9,313.20	9,779.47	10,268.27	10,781.33	11,051.73	11,327.33
			Hourly	46.4100	48.7300	51.1700	53.7300	56.4200	59.2400	62.2000	63.7600	65.3500
GIS Administrator	PAM	C29	Annual	106,412.80	111,737.60	117,332.80	123,198.40	129,355.20	135,824.00	142,625.60	146,182.40	149,843.20
			Monthly	8,867.73	9,311.47	9,777.73	10,266.53	10,779.60	11,318.67	11,885.47	12,181.87	12,486.93
			Hourly	51.1600	53.7200	56.4100	59.2300	62.1900	65.3000	68.5700	70.2800	72.0400
GIS Applications Analyst	PAM	C25	Annual	87,568.00	91,956.80	96,553.60	101,379.20	106,454.40	111,779.20	117,374.40	120,307.20	123,323.20
			Monthly	7,297.33	7,663.07	8,046.13	8,448.27	8,871.20	9,314.93	9,781.20	10,025.60	10,276.93
			Hourly	42.1000	44.2100	46.4200	48.7400	51.1800	53.7400	56.4300	57.8400	59.2900
Grants Division Manager	DMG	C33	Annual	135,574.40	142,355.20	149,468.80	156,936.00	164,777.60	173,014.40	181,667.20	186,201.60	190,860.80
			Monthly	11,297.87	11,862.93	12,455.73	13,078.00	13,731.47	14,417.87	15,138.93	15,516.80	15,905.07
			Hourly	65.1800	68.4400	71.8600	75.4500	79.2200	83.1800	87.3400	89.5200	91.7600
Human Resources Analyst	PAM	C24	Annual	83,387.20	87,547.20	91,915.20	96,512.00	101,337.60	106,412.80	111,737.60	114,524.80	117,395.20
			Monthly	6,948.93	7,295.60	7,659.60	8,042.67	8,444.80	8,867.73	9,311.47	9,543.73	9,782.93
			Hourly	40.0900	42.0900	44.1900	46.4000	48.7200	51.1600	53.7200	55.0600	56.4400
Human Resources Division Manager	DMG	C34	Annual	145,745.60	153,025.60	160,680.00	168,708.80	177,153.60	186,014.40	195,312.00	200,200.00	205,212.80
			Monthly	12,145.47	12,752.13	13,390.00	14,059.07	14,762.80	15,501.20	16,276.00	16,683.33	17,101.07
			Hourly	70.0700	73.5700	77.2500	81.1100	85.1700	89.4300	93.9000	96.2500	98.6600
Human Resources Technician	NE	C22	Annual	75,628.80	79,414.40	83,387.20	87,547.20	91,915.20	96,512.00	101,337.60	103,875.20	106,475.20
			Monthly	6,302.40	6,617.87	6,948.93	7,295.60	7,659.60	8,042.67	8,444.80	8,656.27	8,872.93
			Hourly	36.3600	38.1800	40.0900	42.0900	44.1900	46.4000	48.7200	49.9400	51.1900
Information Technology Technician	NE	C20	Annual	68,598.40	72,030.40	75,628.80	79,414.40	83,387.20	87,547.20	91,915.20	94,203.20	96,553.60
			Monthly	5,716.53	6,002.53	6,302.40	6,617.87	6,948.93	7,295.60	7,659.60	7,850.27	8,046.13
			Hourly	32.9800	34.6300	36.3600	38.1800	40.0900	42.0900	44.1900	45.2900	46.4200
Landscape Services Inspector	NE	C18	Annual	62,233.60	65,353.60	68,619.20	72,051.20	75,649.60	79,435.20	83,408.00	85,488.00	87,630.40
			Monthly	5,186.13	5,446.13	5,718.27	6,004.27	6,304.13	6,619.60	6,950.67	7,124.00	7,302.53
			Hourly	29.9200	31.4200	32.9900	34.6400	36.3700	38.1900	40.1000	41.1000	42.1300
Lead Facilities Maintenance Worker	NE	C18	Annual	62,233.60	65,353.60	68,619.20	72,051.20	75,649.60	79,435.20	83,408.00	85,488.00	87,630.40
			Monthly	5,186.13	5,446.13	5,718.27	6,004.27	6,304.13	6,619.60	6,950.67	7,124.00	7,302.53
			Hourly	29.9200	31.4200	32.9900	34.6400	36.3700	38.1900	40.1000	41.1000	42.1300
Lead Maintenance Worker	NE	C19	Annual	65,332.80	68,598.40	72,030.40	75,628.80	79,414.40	83,387.20	87,547.20	89,731.20	91,977.60
			Monthly	5,444.40	5,716.53	6,002.53	6,302.40	6,617.87	6,948.93	7,295.60	7,477.60	7,664.80
			Hourly	31.4100	32.9800	34.6300	36.3600	38.1800	40.0900	42.0900	43.1400	44.2200

**CITY OF MORENO VALLEY**

**SALARY SCALE - CAREER POSITIONS**

EFFECTIVE 07/06/2024

Exhibit C

TITLE	GRP	GRADE										
			A	B	C	D	E	F	G	H	I	
				5.0%	5.0%	5.0%	5.0%	5.0%	5.0%	5.0%	2.5%	2.5%
Lead Parks Maintenance Worker	NE	C15	Annual	53,788.00	56,451.20	59,280.00	62,254.40	65,374.40	68,640.00	72,072.00	73,881.60	75,732.80
			Monthly	4,480.67	4,704.27	4,940.00	5,187.87	5,447.87	5,720.00	6,006.00	6,156.80	6,311.07
			Hourly	25.8500	27.1400	28.5000	29.9300	31.4300	33.0000	34.6500	35.5200	36.4100
Lead Traffic Sign/Marking Technician	NE	C18	Annual	62,233.60	65,353.60	68,619.20	72,051.20	75,649.60	79,435.20	83,408.00	85,488.00	87,630.40
			Monthly	5,186.13	5,446.13	5,718.27	6,004.27	6,304.13	6,619.60	6,950.67	7,124.00	7,302.53
			Hourly	29.9200	31.4200	32.9900	34.6400	36.3700	38.1900	40.1000	41.1000	42.1300
Lead Vehicle/Equipment Technician	NE	C19	Annual	65,332.80	68,598.40	72,030.40	75,628.80	79,414.40	83,387.20	87,547.20	89,731.20	91,977.60
			Monthly	5,444.40	5,716.53	6,002.53	6,302.40	6,617.87	6,948.93	7,295.60	7,477.60	7,664.80
			Hourly	31.4100	32.9800	34.6300	36.3600	38.1800	40.0900	42.0900	43.1400	44.2200
Maintenance & Operations Division Manager	DMG	C31	Annual	117,332.80	123,198.40	129,355.20	135,824.00	142,625.60	149,760.00	157,248.00	161,179.20	165,214.40
			Monthly	9,777.73	10,266.53	10,779.60	11,318.67	11,885.47	12,480.00	13,104.00	13,431.60	13,767.87
			Hourly	56.4100	59.2300	62.1900	65.3000	68.5700	72.0000	75.6000	77.4900	79.4300
Maintenance Worker I	NE	C12	Annual	46,446.40	48,776.00	51,209.60	53,768.00	56,451.20	59,280.00	62,254.40	63,814.40	65,416.00
			Monthly	3,870.53	4,064.67	4,267.47	4,480.67	4,704.27	4,940.00	5,187.87	5,317.87	5,451.33
			Hourly	22.3300	23.4500	24.6200	25.8500	27.1400	28.5000	29.9300	30.6800	31.4500
Maintenance Worker II	NE	C15	Annual	53,788.00	56,451.20	59,280.00	62,254.40	65,374.40	68,640.00	72,072.00	73,881.60	75,732.80
			Monthly	4,480.67	4,704.27	4,940.00	5,187.87	5,447.87	5,720.00	6,006.00	6,156.80	6,311.07
			Hourly	25.8500	27.1400	28.5000	29.9300	31.4300	33.0000	34.6500	35.5200	36.4100
Maintenance Worker/Work Release Coordinator	NE	C16	Annual	56,451.20	59,280.00	62,254.40	65,374.40	68,640.00	72,072.00	75,670.40	77,563.20	79,497.60
			Monthly	4,704.27	4,940.00	5,187.87	5,447.87	5,720.00	6,006.00	6,305.87	6,463.60	6,624.80
			Hourly	27.1400	28.5000	29.9300	31.4300	33.0000	34.6500	36.3800	37.2900	38.2200
Management Aide	NE	C18	Annual	62,233.60	65,353.60	68,619.20	72,051.20	75,649.60	79,435.20	83,408.00	85,488.00	87,630.40
			Monthly	5,186.13	5,446.13	5,718.27	6,004.27	6,304.13	6,619.60	6,950.67	7,124.00	7,302.53
			Hourly	29.9200	31.4200	32.9900	34.6400	36.3700	38.1900	40.1000	41.1000	42.1300
Management Analyst	PAM	C24	Annual	83,387.20	87,547.20	91,915.20	96,512.00	101,337.60	106,412.80	111,737.60	114,524.80	117,395.20
			Monthly	6,948.93	7,295.60	7,659.60	8,042.67	8,444.80	8,867.73	9,311.47	9,543.73	9,782.93
			Hourly	40.0900	42.0900	44.1900	46.4000	48.7200	51.1600	53.7200	55.0600	56.4400
Management Assistant	PAM	C22	Annual	75,628.80	79,414.40	83,387.20	87,547.20	91,915.20	96,512.00	101,337.60	103,875.20	106,475.20
			Monthly	6,302.40	6,617.87	6,948.93	7,295.60	7,659.60	8,042.67	8,444.80	8,656.27	8,872.93
			Hourly	36.3600	38.1800	40.0900	42.0900	44.1900	46.4000	48.7200	49.9400	51.1900
Media & Communications Division Manager	DMG	C33	Annual	135,574.40	142,355.20	149,468.80	156,936.00	164,777.60	173,014.40	181,667.20	186,201.60	190,860.80
			Monthly	11,297.87	11,862.93	12,455.73	13,078.00	13,731.47	14,417.87	15,138.93	15,516.80	15,905.07
			Hourly	65.1800	68.4400	71.8600	75.4500	79.2200	83.1800	87.3400	89.5200	91.7600
Network Administrator	PAM	C31	Annual	117,332.80	123,198.40	129,355.20	135,824.00	142,625.60	149,760.00	157,248.00	161,179.20	165,214.40
			Monthly	9,777.73	10,266.53	10,779.60	11,318.67	11,885.47	12,480.00	13,104.00	13,431.60	13,767.87
			Hourly	56.4100	59.2300	62.1900	65.3000	68.5700	72.0000	75.6000	77.4900	79.4300
Network & Systems Specialist	PAM	C24	Annual	83,387.20	87,547.20	91,915.20	96,512.00	101,337.60	106,412.80	111,737.60	114,524.80	117,395.20
			Monthly	6,948.93	7,295.60	7,659.60	8,042.67	8,444.80	8,867.73	9,311.47	9,543.73	9,782.93
			Hourly	40.0900	42.0900	44.1900	46.4000	48.7200	51.1600	53.7200	55.0600	56.4400

**CITY OF MORENO VALLEY**

**SALARY SCALE - CAREER POSITIONS**

EFFECTIVE 07/06/2024

Exhibit C

TITLE	GRP	GRADE										
			A	B	C	D	E	F	G	H	I	
				5.0%	5.0%	5.0%	5.0%	5.0%	5.0%	2.5%	2.5%	
Paralegal	NE	C20	Annual	68,598.40	72,030.40	75,628.80	79,414.40	83,387.20	87,547.20	91,915.20	94,203.20	96,553.60
			Monthly	5,716.53	6,002.53	6,302.40	6,617.87	6,948.93	7,295.60	7,659.60	7,850.27	8,046.13
			Hourly	32.9800	34.6300	36.3600	38.1800	40.0900	42.0900	44.1900	45.2900	46.4200
Park Ranger	NE	C16	Annual	56,451.20	59,280.00	62,254.40	65,374.40	68,640.00	72,072.00	75,670.40	77,563.20	79,497.60
			Monthly	4,704.27	4,940.00	5,187.87	5,447.87	5,720.00	6,006.00	6,305.87	6,463.60	6,624.80
			Hourly	27.1400	28.5000	29.9300	31.4300	33.0000	34.6500	36.3800	37.2900	38.2200
Parking Control Officer	NE	C12	Annual	46,446.40	48,776.00	51,209.60	53,768.00	56,451.20	59,280.00	62,254.40	63,814.40	65,416.00
			Monthly	3,870.53	4,064.67	4,267.47	4,480.67	4,704.27	4,940.00	5,187.87	5,317.87	5,451.33
			Hourly	22.3300	23.4500	24.6200	25.8500	27.1400	28.5000	29.9300	30.6800	31.4500
Parks & Community Services Administration & Financial Services Division Manager	DMG	C30	Annual	111,758.40	117,353.60	123,219.20	129,376.00	135,844.80	142,646.40	149,780.80	153,524.80	157,372.80
			Monthly	9,313.20	9,779.47	10,268.27	10,781.33	11,320.40	11,887.20	12,481.73	12,793.73	13,114.40
			Hourly	53.7300	56.4200	59.2400	62.2000	65.3100	68.5800	72.0100	73.8100	75.6600
Parks & Landscape Services Division Manager	DMG	C31	Annual	117,332.80	123,198.40	129,355.20	135,824.00	142,625.60	149,760.00	157,248.00	161,179.20	165,214.40
			Monthly	9,777.73	10,266.53	10,779.60	11,318.67	11,885.47	12,480.00	13,104.00	13,431.60	13,767.87
			Hourly	56.4100	59.2300	62.1900	65.3000	68.5700	72.0000	75.6000	77.4900	79.4300
Parks Maintenance Supervisor	PAM	C25	Annual	87,568.00	91,956.80	96,553.60	101,379.20	106,454.40	111,779.20	117,374.40	120,307.20	123,323.20
			Monthly	7,297.33	7,663.07	8,046.13	8,448.27	8,871.20	9,314.93	9,781.20	10,025.60	10,276.93
			Hourly	42.1000	44.2100	46.4200	48.7400	51.1800	53.7400	56.4300	57.8400	59.2900
Parks Maintenance Worker	NE	C12	Annual	46,446.40	48,776.00	51,209.60	53,768.00	56,451.20	59,280.00	62,254.40	63,814.40	65,416.00
			Monthly	3,870.53	4,064.67	4,267.47	4,480.67	4,704.27	4,940.00	5,187.87	5,317.87	5,451.33
			Hourly	22.3300	23.4500	24.6200	25.8500	27.1400	28.5000	29.9300	30.6800	31.4500
Parks Project Manager	PAM	C25	Annual	87,568.00	91,956.80	96,553.60	101,379.20	106,454.40	111,779.20	117,374.40	120,307.20	123,323.20
			Monthly	7,297.33	7,663.07	8,046.13	8,448.27	8,871.20	9,314.93	9,781.20	10,025.60	10,276.93
			Hourly	42.1000	44.2100	46.4200	48.7400	51.1800	53.7400	56.4300	57.8400	59.2900
Payroll Division Manager	DMG	C32	Annual	126,131.20	132,433.60	139,048.00	145,995.20	153,296.00	160,971.20	169,020.80	173,243.20	177,569.60
			Monthly	10,510.93	11,036.13	11,587.33	12,166.27	12,774.67	13,414.27	14,085.07	14,436.93	14,797.47
			Hourly	60.6400	63.6700	66.8500	70.1900	73.7000	77.3900	81.2600	83.2900	85.3700
Permit Technician	NE	C18	Annual	62,233.60	65,353.60	68,619.20	72,051.20	75,649.60	79,435.20	83,408.00	85,488.00	87,630.40
			Monthly	5,186.13	5,446.13	5,718.27	6,004.27	6,304.13	6,619.60	6,950.67	7,124.00	7,302.53
			Hourly	29.9200	31.4200	32.9900	34.6400	36.3700	38.1900	40.1000	41.1000	42.1300
Planning Division Manager/Official	DMG	C34	Annual	145,745.60	153,025.60	160,680.00	168,708.80	177,153.60	186,014.40	195,312.00	200,200.00	205,212.80
			Monthly	12,145.47	12,752.13	13,390.00	14,059.07	14,762.80	15,501.20	16,276.00	16,683.33	17,101.07
			Hourly	70.0700	73.5700	77.2500	81.1100	85.1700	89.4300	93.9000	96.2500	98.6600
Power Supply Manager	PAM	C32	Annual	126,131.20	132,433.60	139,048.00	145,995.20	153,296.00	160,971.20	169,020.80	173,243.20	177,569.60
			Monthly	10,510.93	11,036.13	11,587.33	12,166.27	12,774.67	13,414.27	14,085.07	14,436.93	14,797.47
			Hourly	60.6400	63.6700	66.8500	70.1900	73.7000	77.3900	81.2600	83.2900	85.3700
Principal Accountant	PAM	C28	Annual	101,358.40	106,433.60	111,758.40	117,353.60	123,219.20	129,376.00	135,844.80	139,235.20	142,708.80
			Monthly	8,446.53	8,869.47	9,313.20	9,779.47	10,268.27	10,781.33	11,320.40	11,602.93	11,892.40
			Hourly	48.7300	51.1700	53.7300	56.4200	59.2400	62.2000	65.3100	66.9400	68.6100

**CITY OF MORENO VALLEY**

**SALARY SCALE - CAREER POSITIONS**

EFFECTIVE 07/06/2024

Exhibit C

TITLE	GRP	GRADE										
			A	B	C	D	E	F	G	H	I	
			5.0%		5.0%	5.0%	5.0%	5.0%	5.0%	2.5%	2.5%	
Principal Engineer	DMG	C33	Annual	135,574.40	142,355.20	149,468.80	156,936.00	164,777.60	173,014.40	181,667.20	186,201.60	190,860.80
			Monthly	11,297.87	11,862.93	12,455.73	13,078.00	13,731.47	14,417.87	15,138.93	15,516.80	15,905.07
			Hourly	65.1800	68.4400	71.8600	75.4500	79.2200	83.1800	87.3400	89.5200	91.7600
Principal Engineer/City Traffic Engineer	DMG	C33	Annual	135,574.40	142,355.20	149,468.80	156,936.00	164,777.60	173,014.40	181,667.20	186,201.60	190,860.80
			Monthly	11,297.87	11,862.93	12,455.73	13,078.00	13,731.47	14,417.87	15,138.93	15,516.80	15,905.07
			Hourly	65.1800	68.4400	71.8600	75.4500	79.2200	83.1800	87.3400	89.5200	91.7600
Principal Planner	PAM	C33	Annual	135,574.40	142,355.20	149,468.80	156,936.00	164,777.60	173,014.40	181,667.20	186,201.60	190,860.80
			Monthly	11,297.87	11,862.93	12,455.73	13,078.00	13,731.47	14,417.87	15,138.93	15,516.80	15,905.07
			Hourly	65.1800	68.4400	71.8600	75.4500	79.2200	83.1800	87.3400	89.5200	91.7600
Program Analyst	PAM	C24	Annual	83,387.20	87,547.20	91,915.20	96,512.00	101,337.60	106,412.80	111,737.60	114,524.80	117,395.20
			Monthly	6,948.93	7,295.60	7,659.60	8,042.67	8,444.80	8,867.73	9,311.47	9,543.73	9,782.93
			Hourly	40.0900	42.0900	44.1900	46.4000	48.7200	51.1600	53.7200	55.0600	56.4400
Public Information/Intergovernmental Relations Officer	PAM	C28	Annual	101,358.40	106,433.60	111,758.40	117,353.60	123,219.20	129,376.00	135,844.80	139,235.20	142,708.80
			Monthly	8,446.53	8,869.47	9,313.20	9,779.47	10,268.27	10,781.33	11,320.40	11,602.93	11,892.40
			Hourly	48.7300	51.1700	53.7300	56.4200	59.2400	62.2000	65.3100	66.9400	68.6100
Public Safety Contracts Administrator	DMG	C30	Annual	111,758.40	117,353.60	123,219.20	129,376.00	135,844.80	142,646.40	149,780.80	153,524.80	157,372.80
			Monthly	9,313.20	9,779.47	10,268.27	10,781.33	11,320.40	11,887.20	12,481.73	12,793.73	13,114.40
			Hourly	53.7300	56.4200	59.2400	62.2000	65.3100	68.5800	72.0100	73.8100	75.6600
Purchasing Division Manager	DMG	C32	Annual	126,131.20	132,433.60	139,048.00	145,995.20	153,296.00	160,971.20	169,020.80	173,243.20	177,569.60
			Monthly	10,510.93	11,036.13	11,587.33	12,166.27	12,774.67	13,414.27	14,085.07	14,436.93	14,797.47
			Hourly	60.6400	63.6700	66.8500	70.1900	73.7000	77.3900	81.2600	83.2900	85.3700
Recycling Specialist	NE	C16	Annual	56,451.20	59,280.00	62,254.40	65,374.40	68,640.00	72,072.00	75,670.40	77,563.20	79,497.60
			Monthly	4,704.27	4,940.00	5,187.87	5,447.87	5,720.00	6,006.00	6,305.87	6,463.60	6,624.80
			Hourly	27.1400	28.5000	29.9300	31.4300	33.0000	34.6500	36.3800	37.2900	38.2200
Registered Veterinary Technician	NE	C16	Annual	56,451.20	59,280.00	62,254.40	65,374.40	68,640.00	72,072.00	75,670.40	77,563.20	79,497.60
			Monthly	4,704.27	4,940.00	5,187.87	5,447.87	5,720.00	6,006.00	6,305.87	6,463.60	6,624.80
			Hourly	27.1400	28.5000	29.9300	31.4300	33.0000	34.6500	36.3800	37.2900	38.2200
Security Guard	NE	C08	Annual	38,209.60	40,123.20	42,120.00	44,220.80	46,425.60	48,755.20	51,188.80	52,478.40	53,788.80
			Monthly	3,184.13	3,343.60	3,510.00	3,685.07	3,868.80	4,062.93	4,265.73	4,373.20	4,482.40
			Hourly	18.3700	19.2900	20.2500	21.2600	22.3200	23.4400	24.6100	25.2300	25.8600
Senior Accountant	PAM	C25	Annual	87,568.00	91,956.80	96,553.60	101,379.20	106,454.40	111,779.20	117,374.40	120,307.20	123,323.20
			Monthly	7,297.33	7,663.07	8,046.13	8,448.27	8,871.20	9,314.93	9,781.20	10,025.60	10,276.93
			Hourly	42.1000	44.2100	46.4200	48.7400	51.1800	53.7400	56.4300	57.8400	59.2900
Senior Administrative Assistant	NE	C17	Annual	59,280.00	62,254.40	65,374.40	68,640.00	72,072.00	75,670.40	79,456.00	81,452.80	83,491.20
			Monthly	4,940.00	5,187.87	5,447.87	5,720.00	6,006.00	6,305.87	6,621.33	6,787.73	6,957.60
			Hourly	28.5000	29.9300	31.4300	33.0000	34.6500	36.3800	38.2000	39.1600	40.1400
Senior Applications Analyst	PAM	C27	Annual	96,532.80	101,358.40	106,433.60	111,758.40	117,353.60	123,219.20	129,376.00	132,620.80	135,928.00
			Monthly	8,044.40	8,446.53	8,869.47	9,313.20	9,779.47	10,268.27	10,781.33	11,051.73	11,327.33
			Hourly	46.4100	48.7300	51.1700	53.7300	56.4200	59.2400	62.2000	63.7600	65.3500

**CITY OF MORENO VALLEY**

**SALARY SCALE - CAREER POSITIONS**

EFFECTIVE 07/06/2024

Exhibit C

TITLE	GRP	GRADE		SALARY								
				A	B	C	D	E	F	G	H	I
				5.0%	5.0%	5.0%	5.0%	5.0%	5.0%	5.0%	2.5%	2.5%
Senior Building Inspector	PAM	C25	Annual	87,568.00	91,956.80	96,553.60	101,379.20	106,454.40	111,779.20	117,374.40	120,307.20	123,323.20
			Monthly	7,297.33	7,663.07	8,046.13	8,448.27	8,871.20	9,314.93	9,781.20	10,025.60	10,276.93
			Hourly	42.1000	44.2100	46.4200	48.7400	51.1800	53.7400	56.4300	57.8400	59.2900
Senior Community Enhancement Officer	PAM	C22	Annual	75,628.80	79,414.40	83,387.20	87,547.20	91,915.20	96,512.00	101,337.60	103,875.20	106,475.20
			Monthly	6,302.40	6,617.87	6,948.93	7,295.60	7,659.60	8,042.67	8,444.80	8,656.27	8,872.93
			Hourly	36.3600	38.1800	40.0900	42.0900	44.1900	46.4000	48.7200	49.9400	51.1900
Senior Construction Inspector	PAM	C23	Annual	79,435.20	83,408.00	87,588.80	91,977.60	96,574.40	101,400.00	106,475.20	109,137.60	111,862.40
			Monthly	6,619.60	6,950.67	7,299.07	7,664.80	8,047.87	8,450.00	8,872.93	9,094.80	9,321.87
			Hourly	38.1900	40.1000	42.1100	44.2200	46.4300	48.7500	51.1900	52.4700	53.7800
Senior Deputy City Clerk	DMG	C30	Annual	111,758.40	117,353.60	123,219.20	129,376.00	135,844.80	142,646.40	149,780.80	153,524.80	157,372.80
			Monthly	9,313.20	9,779.47	10,268.27	10,781.33	11,320.40	11,887.20	12,481.73	12,793.73	13,114.40
			Hourly	53.7300	56.4200	59.2400	62.2000	65.3100	68.5800	72.0100	73.8100	75.6600
Senior Electrical Engineer	PAM	C31	Annual	117,332.80	123,198.40	129,355.20	135,824.00	142,625.60	149,760.00	157,248.00	161,179.20	165,214.40
			Monthly	9,777.73	10,266.53	10,779.60	11,318.67	11,885.47	12,480.00	13,104.00	13,431.60	13,767.87
			Hourly	56.4100	59.2300	62.1900	65.3000	68.5700	72.0000	75.6000	77.4900	79.4300
Senior Engineer, P.E.	PAM	C31	Annual	117,332.80	123,198.40	129,355.20	135,824.00	142,625.60	149,760.00	157,248.00	161,179.20	165,214.40
			Monthly	9,777.73	10,266.53	10,779.60	11,318.67	11,885.47	12,480.00	13,104.00	13,431.60	13,767.87
			Hourly	56.4100	59.2300	62.1900	65.3000	68.5700	72.0000	75.6000	77.4900	79.4300
Senior Equipment Operator	NE	C18	Annual	62,233.60	65,353.60	68,619.20	72,051.20	75,649.60	79,435.20	83,408.00	85,488.00	87,630.40
			Monthly	5,186.13	5,446.13	5,718.27	6,004.27	6,304.13	6,619.60	6,950.67	7,124.00	7,302.53
			Hourly	29.9200	31.4200	32.9900	34.6400	36.3700	38.1900	40.1000	41.1000	42.1300
Senior Graphics Designer	NE	C19	Annual	65,332.80	68,598.40	72,030.40	75,628.80	79,414.40	83,387.20	87,547.20	89,731.20	91,977.60
			Monthly	5,444.40	5,716.53	6,002.53	6,302.40	6,617.87	6,948.93	7,295.60	7,477.60	7,664.80
			Hourly	31.4100	32.9800	34.6300	36.3600	38.1800	40.0900	42.0900	43.1400	44.2200
Senior Human Resources Analyst	PAM	C27	Annual	96,532.80	101,358.40	106,433.60	111,758.40	117,353.60	123,219.20	129,376.00	132,620.80	135,928.00
			Monthly	8,044.40	8,446.53	8,869.47	9,313.20	9,779.47	10,268.27	10,781.33	11,051.73	11,327.33
			Hourly	46.4100	48.7300	51.1700	53.7300	56.4200	59.2400	62.2000	63.7600	65.3500
Senior Landscape Services Inspector	PAM	C20	Annual	68,598.40	72,030.40	75,628.80	79,414.40	83,387.20	87,547.20	91,915.20	94,203.20	96,553.60
			Monthly	5,716.53	6,002.53	6,302.40	6,617.87	6,948.93	7,295.60	7,659.60	7,850.27	8,046.13
			Hourly	32.9800	34.6300	36.3600	38.1800	40.0900	42.0900	44.1900	45.2900	46.4200
Senior Management Analyst	PAM	C27	Annual	96,532.80	101,358.40	106,433.60	111,758.40	117,353.60	123,219.20	129,376.00	132,620.80	135,928.00
			Monthly	8,044.40	8,446.53	8,869.47	9,313.20	9,779.47	10,268.27	10,781.33	11,051.73	11,327.33
			Hourly	46.4100	48.7300	51.1700	53.7300	56.4200	59.2400	62.2000	63.7600	65.3500
Senior Office Assistant	NE	C13	Annual	48,755.20	51,188.80	53,747.20	56,430.40	59,259.20	62,212.80	65,332.80	66,976.00	68,660.80
			Monthly	4,062.93	4,265.73	4,478.93	4,702.53	4,938.27	5,184.40	5,444.40	5,581.33	5,721.73
			Hourly	23.4400	24.6100	25.8400	27.1300	28.4900	29.9100	31.4100	32.2000	33.0100
Senior Parking Control Officer	NE	C14	Annual	51,209.60	53,768.00	56,451.20	59,280.00	62,254.40	65,374.40	68,640.00	70,366.40	72,134.40
			Monthly	4,267.47	4,480.67	4,704.27	4,940.00	5,187.87	5,447.87	5,720.00	5,863.87	6,011.20
			Hourly	24.6200	25.8500	27.1400	28.5000	29.9300	31.4300	33.0000	33.8300	34.6800

**CITY OF MORENO VALLEY**

**SALARY SCALE - CAREER POSITIONS**

EFFECTIVE 07/06/2024

Exhibit C

TITLE	GRP	GRADE										
			A	B	C	D	E	F	G	H	I	
				5.0%	5.0%	5.0%	5.0%	5.0%	5.0%	5.0%	2.5%	2.5%
Senior Parks Maintenance Technician	NE	C19	Annual	65,332.80	68,598.40	72,030.40	75,628.80	79,414.40	83,387.20	87,547.20	89,731.20	91,977.60
			Monthly	<b>5,444.40</b>	<b>5,716.53</b>	<b>6,002.53</b>	<b>6,302.40</b>	<b>6,617.87</b>	<b>6,948.93</b>	<b>7,295.60</b>	<b>7,477.60</b>	<b>7,664.80</b>
			Hourly	31.4100	32.9800	34.6300	36.3600	38.1800	40.0900	42.0900	43.1400	44.2200
Senior Payroll Technician	NE	C18	Annual	62,233.60	65,353.60	68,619.20	72,051.20	75,649.60	79,435.20	83,408.00	85,488.00	87,830.40
			Monthly	<b>5,186.13</b>	<b>5,446.13</b>	<b>5,718.27</b>	<b>6,004.27</b>	<b>6,304.13</b>	<b>6,619.60</b>	<b>6,950.67</b>	<b>7,124.00</b>	<b>7,302.53</b>
			Hourly	29.9200	31.4200	32.9900	34.6400	36.3700	38.1900	40.1000	41.1000	42.1300
Senior Permit Technician	NE	C20	Annual	68,598.40	72,030.40	75,628.80	79,414.40	83,387.20	87,547.20	91,915.20	94,203.20	96,553.60
			Monthly	<b>5,716.53</b>	<b>6,002.53</b>	<b>6,302.40</b>	<b>6,617.87</b>	<b>6,948.93</b>	<b>7,295.60</b>	<b>7,659.60</b>	<b>7,850.27</b>	<b>8,046.13</b>
			Hourly	32.9800	34.6300	36.3600	38.1800	40.0900	42.0900	44.1900	45.2900	46.4200
Senior Planner	PAM	C27	Annual	96,532.80	101,358.40	106,433.60	111,758.40	117,353.60	123,219.20	129,376.00	132,620.80	135,928.00
			Monthly	<b>8,044.40</b>	<b>8,446.53</b>	<b>8,869.47</b>	<b>9,313.20</b>	<b>9,779.47</b>	<b>10,268.27</b>	<b>10,781.33</b>	<b>11,051.73</b>	<b>11,327.33</b>
			Hourly	46.4100	48.7300	51.1700	53.7300	56.4200	59.2400	62.2000	63.7600	65.3500
Senior Risk Analyst	PAM	C27	Annual	96,532.80	101,358.40	106,433.60	111,758.40	117,353.60	123,219.20	129,376.00	132,620.80	135,928.00
			Monthly	<b>8,044.40</b>	<b>8,446.53</b>	<b>8,869.47</b>	<b>9,313.20</b>	<b>9,779.47</b>	<b>10,268.27</b>	<b>10,781.33</b>	<b>11,051.73</b>	<b>11,327.33</b>
			Hourly	46.4100	48.7300	51.1700	53.7300	56.4200	59.2400	62.2000	63.7600	65.3500
Senior Telecommunications Technician	NE	C22	Annual	75,628.80	79,414.40	83,387.20	87,547.20	91,915.20	96,512.00	101,337.60	103,875.20	106,475.20
			Monthly	<b>6,302.40</b>	<b>6,617.87</b>	<b>6,948.93</b>	<b>7,295.60</b>	<b>7,659.60</b>	<b>8,042.67</b>	<b>8,444.80</b>	<b>8,656.27</b>	<b>8,872.93</b>
			Hourly	36.3600	38.1800	40.0900	42.0900	44.1900	46.4000	48.7200	49.9400	51.1900
Senior Traffic Signal Technician	PAM	C23	Annual	79,435.20	83,408.00	87,588.80	91,977.60	96,574.40	101,400.00	106,475.20	109,137.60	111,862.40
			Monthly	<b>6,619.60</b>	<b>6,950.67</b>	<b>7,299.07</b>	<b>7,664.80</b>	<b>8,047.87</b>	<b>8,450.00</b>	<b>8,872.93</b>	<b>9,094.80</b>	<b>9,321.87</b>
			Hourly	38.1900	40.1000	42.1100	44.2200	46.4300	48.7500	51.1900	52.4700	53.7800
Special Districts Division Manager	DMG	C34	Annual	145,745.60	153,025.60	160,680.00	168,708.80	177,153.60	186,014.40	195,312.00	200,200.00	205,212.80
			Monthly	<b>12,145.47</b>	<b>12,752.13</b>	<b>13,390.00</b>	<b>14,059.07</b>	<b>14,762.80</b>	<b>15,501.20</b>	<b>16,276.00</b>	<b>16,683.33</b>	<b>17,101.07</b>
			Hourly	70.0700	73.5700	77.2500	81.1100	85.1700	89.4300	93.9000	96.2500	98.6600
Special Events & Facilities Division Manager	DMG	C30	Annual	111,758.40	117,353.60	123,219.20	129,376.00	135,844.80	142,646.40	149,780.80	153,524.80	157,372.80
			Monthly	<b>9,313.20</b>	<b>9,779.47</b>	<b>10,268.27</b>	<b>10,781.33</b>	<b>11,320.40</b>	<b>11,887.20</b>	<b>12,481.73</b>	<b>12,793.73</b>	<b>13,114.40</b>
			Hourly	53.7300	56.4200	59.2400	62.2000	65.3100	68.5800	72.0100	73.8100	75.6600
Storekeeper	NE	C14	Annual	51,209.60	53,768.00	56,451.20	59,280.00	62,254.40	65,374.40	68,640.00	70,366.40	72,134.40
			Monthly	<b>4,267.47</b>	<b>4,480.67</b>	<b>4,704.27</b>	<b>4,940.00</b>	<b>5,187.87</b>	<b>5,447.87</b>	<b>5,720.00</b>	<b>5,863.87</b>	<b>6,011.20</b>
			Hourly	24.6200	25.8500	27.1400	28.5000	29.9300	31.4300	33.0000	33.8300	34.6800
Strategic Initiatives Manager	DMG	C34	Annual	145,745.60	153,025.60	160,680.00	168,708.80	177,153.60	186,014.40	195,312.00	200,200.00	205,212.80
			Monthly	<b>12,145.47</b>	<b>12,752.13</b>	<b>13,390.00</b>	<b>14,059.07</b>	<b>14,762.80</b>	<b>15,501.20</b>	<b>16,276.00</b>	<b>16,683.33</b>	<b>17,101.07</b>
			Hourly	70.0700	73.5700	77.2500	81.1100	85.1700	89.4300	93.9000	96.2500	98.6600
Street Maintenance Supervisor	PAM	C25	Annual	87,568.00	91,956.80	96,553.60	101,379.20	106,454.40	111,779.20	117,374.40	120,307.20	123,323.20
			Monthly	<b>7,297.33</b>	<b>7,663.07</b>	<b>8,046.13</b>	<b>8,448.27</b>	<b>8,871.20</b>	<b>9,314.93</b>	<b>9,781.20</b>	<b>10,025.60</b>	<b>10,276.93</b>
			Hourly	42.1000	44.2100	46.4200	48.7400	51.1800	53.7400	56.4300	57.8400	59.2900
Telecommunications Engineer/Administrator	PAM	C29	Annual	106,412.80	111,737.60	117,332.80	123,198.40	129,355.20	135,824.00	142,625.60	146,182.40	149,843.20
			Monthly	<b>8,867.73</b>	<b>9,311.47</b>	<b>9,777.73</b>	<b>10,266.53</b>	<b>10,779.60</b>	<b>11,318.67</b>	<b>11,885.47</b>	<b>12,181.87</b>	<b>12,486.93</b>
			Hourly	51.1600	53.7200	56.4100	59.2300	62.1900	65.3000	68.5700	70.2800	72.0400



**CITY OF MORENO VALLEY**

**SALARY SCALE - CAREER POSITIONS**  
**EFFECTIVE 07/06/2024**

Exhibit C

TITLE	GRP	GRADE										
			A	B	C	D	E	F	G	H	I	
				5.0%	5.0%	5.0%	5.0%	5.0%	5.0%	5.0%	2.5%	2.5%
Telecommunications Technician	NE	C20	Annual	68,598.40	72,030.40	75,628.80	79,414.40	83,387.20	87,547.20	91,915.20	94,203.20	96,553.60
			Monthly	5,716.53	6,002.53	6,302.40	6,617.87	6,948.93	7,295.60	7,659.60	7,850.27	8,046.13
			Hourly	32.9800	34.6300	36.3600	38.1800	40.0900	42.0900	44.1900	45.2900	46.4200
Traffic Operations Supervisor	PAM	C26	Annual	91,936.00	96,532.80	101,358.40	106,433.60	111,758.40	117,353.60	123,219.20	126,297.60	129,459.20
			Monthly	7,661.33	8,044.40	8,446.53	8,869.47	9,313.20	9,779.47	10,268.27	10,524.80	10,788.27
			Hourly	44.2000	46.4100	48.7300	51.1700	53.7300	56.4200	59.2400	60.7200	62.2400
Traffic Signal Technician	NE	C22	Annual	75,628.80	79,414.40	83,387.20	87,547.20	91,915.20	96,512.00	101,337.60	103,875.20	106,475.20
			Monthly	6,302.40	6,617.87	6,948.93	7,295.60	7,659.60	8,042.67	8,444.80	8,656.27	8,872.93
			Hourly	36.3600	38.1800	40.0900	42.0900	44.1900	46.4000	48.7200	49.9400	51.1900
Traffic Sign/Marking Technician I	NE	C13	Annual	48,755.20	51,188.80	53,747.20	56,430.40	59,259.20	62,212.80	65,332.80	66,976.00	68,660.80
			Monthly	4,062.93	4,265.73	4,478.93	4,702.53	4,938.27	5,184.40	5,444.40	5,581.33	5,721.73
			Hourly	23.4400	24.6100	25.8400	27.1300	28.4900	29.9100	31.4100	32.2000	33.0100
Traffic Sign/Marking Technician II	NE	C15	Annual	53,768.00	56,451.20	59,280.00	62,254.40	65,374.40	68,640.00	72,072.00	73,881.60	75,732.80
			Monthly	4,480.67	4,704.27	4,940.00	5,187.87	5,447.87	5,720.00	6,006.00	6,156.80	6,311.07
			Hourly	25.8500	27.1400	28.5000	29.9300	31.4300	33.0000	34.6500	35.5200	36.4100
Utility Finance Manager	PAM	C28	Annual	101,358.40	106,433.60	111,758.40	117,353.60	123,219.20	129,376.00	135,844.80	139,235.20	142,708.80
			Monthly	8,446.53	8,869.47	9,313.20	9,779.47	10,268.27	10,781.33	11,320.40	11,602.93	11,892.40
			Hourly	48.7300	51.1700	53.7300	56.4200	59.2400	62.2000	65.3100	66.9400	68.6100
Vehicle/Equipment Technician	NE	C17	Annual	59,280.00	62,254.40	65,374.40	68,640.00	72,072.00	75,670.40	79,456.00	81,452.80	83,491.20
			Monthly	4,940.00	5,187.87	5,447.87	5,720.00	6,006.00	6,305.87	6,621.33	6,787.73	6,957.60
			Hourly	28.5000	29.9300	31.4300	33.0000	34.6500	36.3800	38.2000	39.1600	40.1400

# CITY OF MORENO VALLEY

## SALARY SCALE - EXECUTIVE POSITIONS

EFFECTIVE 07/06/2024

Exhibit C

TITLE	GRP	GRADE	Description		Minimum	Maximum
Assistant City Manager (Administration)	EMG	106	7.5% Above 105	Annual	188,323.20	299,936.00
				Monthly	15,693.60	24,994.67
				Hourly	90.5400	144.2000
Assistant City Manager (Development)	EMG	106	7.5% Above 105	Annual	188,323.20	299,936.00
				Monthly	15,693.60	24,994.67
				Hourly	90.5400	144.2000
Chief Financial Officer	EMG	105	7.5% Above 104	Annual	175,177.60	279,011.20
				Monthly	14,598.13	23,250.93
				Hourly	84.2200	134.1400
City Council Member	ELE		Set by Vote/Ord			
City Manager	CMG	109	Per contract	Annual	268,132.80	427,044.80
				Monthly	22,344.40	35,587.07
				Hourly	128.9100	205.3100
Community Development Director	EMG	104	7.5% Above 103	Annual	162,968.00	259,542.40
				Monthly	13,580.67	21,628.53
				Hourly	78.3500	124.7800
Economic Development & Housing Director	EMG	104	7.5% Above 103	Annual	162,968.00	259,542.40
				Monthly	13,580.67	21,628.53
				Hourly	78.3500	124.7800
Human Resources Director	EMG	104	7.5% Above 103	Annual	162,968.00	259,542.40
				Monthly	13,580.67	21,628.53
				Hourly	78.3500	124.7800
Manager of the Office of Mayor & City Council/City Clerk	EMG	101	7.5% Above 100	Annual	131,185.60	208,915.20
				Monthly	10,932.13	17,409.60
				Hourly	63.0700	100.4400
Parks & Community Services Director	EMG	104	7.5% Above 103	Annual	162,968.00	259,542.40
				Monthly	13,580.67	21,628.53
				Hourly	78.3500	124.7800
Public Works Director/City Engineer	EMG	105	7.5% Above 104	Annual	175,177.60	279,011.20
				Monthly	14,598.13	23,250.93
				Hourly	84.2200	134.1400