



Report to City Council

TO: Mayor and City Council
Mayor and City Council Acting in its Capacity as
President and Members of the Board of Directors of the
Moreno Valley Community Services District (CSD)
Mayor and City Council Acting in its Capacity as
Chairman and Commissioners of the Moreno Valley
Housing Authority (HA)

FROM: Brian Mohan, Assistant City Manager
Mike Lee, City Manager

AGENDA DATE: March 1, 2022

TITLE: FISCAL YEAR 2021/22 MID-YEAR BUDGET REVIEW AND
APPROVAL OF THE MID-YEAR BUDGET AMENDMENTS

RECOMMENDED ACTION

Recommendations: That the City Council:

1. Receive and file the Fiscal Year 2021/22 Mid-Year Budget Review.
2. Adopt Resolution No. 2022-22. A resolution of the City Council of the City of Moreno Valley, California, adopting the revised budgets for fiscal years 2021/22 – 2022/23.
3. Approve title change of Temporary positions to Part-Time (Non-Career) positions.
4. Approve the City Position Summary.

Recommendations: That the CSD:

1. Adopt Resolution No. CSD 2022-03. A resolution of the Moreno Valley Community Services District of the City of Moreno Valley, California, adopting the revised operating and capital budgets for Fiscal Years (FY) 2021/22.

Recommendation: That the HA:

1. Adopt Resolution No. HA 2022-03. A resolution of the Moreno Valley Housing Authority of the City of Moreno Valley, California, adopting the revised operating and capital budget for Fiscal Years 2021/22.

SUMMARY

This report provides the Mid-Year Budget Report, which updates the Mayor and City Council regarding current year financial trends, and provides the Fiscal Year 2021/22 Mid-Year Budget Review through December 31, 2021. This report also requests the approval of certain FY 2021/22 and FY 2022/23 revenue and expenditure budget amendments.

This item was noticed on the February 22, 2022 Finance Subcommittee agenda for review and discussion.

DISCUSSION

Based on a long-term practice of maintaining a structurally balanced budget and being identified as one of the most fiscally fit cities in the Country, on May 4, 2021, the City Council continued this trend and adopted the Two-Year Operating Budget for Fiscal Years 2021/22 – 2022/23, while adhering to those past practices. Additionally, as established after the last recession, the budget continues to fund and maintain separate reserves specifically established for periods of economic uncertainty or natural disasters. The budget included all component units of the City, including the General Fund, Community Services District, Housing Authority and Successor Agency. During the two-year budget period, the City Council will be updated of the City's financial condition through the process of Quarterly Budget Reviews. This ongoing process ensures a forum to review expenditure and revenue changes from the estimates made in the budget document. Additionally, any significant changes in projected revenue or unanticipated expenditures that may occur will be presented to the City Council.

This report provides the FY 2021/22 Mid-Year Review for the first six months, July thru December. The Mid-Year budget review will focus primarily on the City's General Fund. This review will also present six-month operational results from other key funds.

The City Council's direction of "Maintain a Balanced General Fund Budget" serves as a foundation for the fiscal status of City operations. Ongoing funding is directed to sustain ongoing operational expenses; one-time funding is directed toward one-time expenditures. This report identifies the budget adjustments as recommended by the City Manager.

FISCAL YEAR 2021/22 MID-YEAR REVIEW:

This Mid-Year Report updates the Mayor and City Council regarding current year financial trends and provides the opportunity for the City Council to review the recommended actions as they relate to revenues and expenditures.

General Fund Revenue Update

Revenue receipts do not follow an even schedule. Although 50% of the fiscal year has elapsed, based on historic trends revenues are estimated to be at approximately 30% of the budgeted amount. Actual revenues received are currently 35% of budget. As the FY 2021/22 revenue estimates were developed prior to the adoption of the budget on May 4, 2021, the revenue estimates may require adjustments based on the FY 2021/22 actuals and revised projections throughout the year. Although there will be variances in some of the amounts budgeted, the total is expected to remain within 1% of the amended budget for the year. It should be noted that the lag in timing of revenue receipts helps illustrate the need for an operating cash reserve throughout each fiscal year.

General Fund Expenditure Update

Although not all expenditures follow a straight-line spending pattern, operating expenditures should track close to within 50% of budget for the year at the end of the first six months. As of December 31, 2021, total General Fund expenditures were at 42%. This pace is within expectations for most activities in the General Fund.

FISCAL YEAR 2021/22 BUDGET ADJUSTMENTS

The FY 2021/22 General Fund revenue budget, as amended, totals approximately \$125.2 million. Based on economic activity and revenue collections through December 2021, staff is recommending Mid-Year budget increase of \$455,600 to approximately \$125.6 million. Increased Community Development primarily drives this increase.

The FY 2021/22 General Fund expenditures budget as currently amended, and excluding one-time expenditures from fund balance, totals approximately \$125.2 million. The recommended Mid-Year budget amendments increase expenditures by \$455,600 to \$125.6 million. This is primarily due to adjustments for engineering inspections and plan check services. *The fund continues to be structurally balanced, without the use of fund balance for ongoing operations.* The specific budget adjustments for the General Fund are summarized in Exhibit A attached to the City Council Resolutions recommended for approval.

Fund	Type (Rev/Exp)	FY 2021/22 Amended Budget (1)	Proposed Adjustments	FY 2021/22 Amended Budget (2)	Proposed Adjustments (%)
General Fund	Rev	\$125,171,004	\$455,600	\$125,626,604	<1%
General Fund	Exp	\$125,165,924	\$455,600	\$125,621,524	<1%

	Net Total	\$5,080	\$0	\$5,080	
--	-----------	---------	-----	---------	--

Summaries of Other Major Funds

The following provides a summary of some of the proposed budget adjustments to other major funds. A complete list of all changes are identified in Exhibit A to the Resolutions.

MV Foundation – Donations (Fund 4016)

Budgeting for Amazon donation for MoVal Learns.

Used Oil Recycling Grant (Fund 2207)

Adjustment of the CalRecycle Used Oil grant account to reflect the amount being allocated to the City.

Electric (Fund 6010)

Adjusting budget for projected revenue.

City Position Summary Action

The City Position Summary as amended by the City Council serves as an important internal control tool for City Council to establish authorized positions for the City while enabling staff to manage within the authorized and funded positions. The City Position Summary addresses career authorized positions and does not include temporary positions. Because of operational changes, some positions are being requested to be adjusted based on current and projected demands for those positions and services. Staff recommends the following updates to the City Position Summary:

<u>Department / Position Title</u>		<u>Adjustment</u>	<u>FY 2021/22 Requested Budget Amendment</u>
<u>Community Development Department</u>			
Management Analyst	FT	(1)	\$2,040
Senior Management Analyst	FT	1	
<u>Parks & Community Services Department</u>			
Community Services Coordinator	PT	(4)	\$8,436
Community Services Coordinator	FT	4	
<u>Financial & Management Services Department</u>			
Management Analyst	FT	(1)	\$1,872
Senior Management Analyst	FT	1	
Network Systems Specialist	FT	1	\$32,354*

Public Works Department

Senior Engineering Technician	FT	(1)	\$1,944
Assistant Engineer	FT	1	
Engineering Technician II	FT	(1)	\$1,763
Assistant Engineer	FT	1	
Total Adjustment		1	\$48,409

*Funded from Electric Utility fund.

ALTERNATIVES

1. Approve Recommended Actions as set forth in this staff report, including the approval of the budget adjustments, as presented in Exhibit A. The approval of these items will allow ongoing activities to be carried out in the current fiscal year and the City is able to modify budgets and operations as necessary through this quarterly review, while retaining a structurally balanced General Fund budget. *Staff recommends this alternative.*
1. Do not approve proposed Recommended Actions as set forth in this staff report, including the resolutions adopting the budget adjustments to the budget, as presented in Exhibit A. *Staff does not recommend this alternative.*

FISCAL IMPACT

The City's Operating and Capital Budgets provide the funding and expenditure plan for all funds. As such, they serve as the City's financial plan for the fiscal year. The fiscal impacts for the proposed budget amendments are identified in Exhibits A.

NOTIFICATION

Publication of the agenda.

PREPARATION OF STAFF REPORT

Prepared By:
Stephanie Cuff
Management Analyst

Department Head Approval:
Brian Mohan
Chief Financial Officer/City Treasurer

Concurred By:
Launa Jimenez
Financial Resources Division Manager

Approved by:
Mike Lee
City Manager

CITY COUNCIL GOALS

Revenue Diversification and Preservation. Develop a variety of City revenue sources and policies to create a stable revenue base and fiscal policies to support essential City services, regardless of economic climate.

Public Safety. Provide a safe and secure environment for people and property in the community, control the number and severity of fire and hazardous material incidents, and provide protection for citizens who live, work and visit the City of Moreno Valley.

Public Facilities and Capital Projects. Ensure that needed public facilities, roadway improvements, and other infrastructure improvements are constructed and maintained.

CITY COUNCIL STRATEGIC PRIORITIES

- 1. Economic Development**
- 2. Public Safety**
- 3. Library**
- 4. Infrastructure**
- 5. Beautification, Community Engagement, and Quality of Life**
- 6. Youth Programs**

Objective 1.1: Proactively attract high-quality businesses.

Objective 1.2: Market all the opportunities for quality industrial development in Moreno Valley by promoting all high-profile industrial and business projects that set the City apart from others.

Objective 6.2: Improve health, wellness and fitness for Moreno Valley youth through recreation and sports programs.

ATTACHMENTS


To view large attachments, please click your “bookmarks”  on the left hand side of this document for the necessary attachment.

1. FY21-22 Mid-Year Financial Summary Report
2. City Resolution 2022-22
3. CSD Resolution 2022-03
4. Housing Resolution 2022-03
5. Exhibit A - Proposed Amendments
6. City Position Summary FY 21/22 - 22/23

APPROVALS

Budget Officer Approval	<u>✓ Approved</u>	2/23/22 8:37 AM
City Attorney Approval	<u>✓ Approved</u>	
City Manager Approval	<u>✓ Approved</u>	2/23/22 9:05 AM

RESULT: **APPROVED BY CONSENT VOTE [UNANIMOUS]**
MOVER: David Marquez, Council Member
SECONDER: Ulises Cabrera, Council Member
AYES: Ed Delgado, Dr. Yxstian A. Gutierrez, David Marquez, Ulises Cabrera



City of Moreno Valley Fiscal Year 2021/22 Mid-Year Financial Summary

TO: Mayor and City Council
FROM: Brian Mohan, Chief Financial Officer/City Treasurer
DATE: March 1, 2022

Note from the Chief Financial Officer/City Treasurer

The economic climate is ever changing during this pandemic due to constant changing of the opening/closing guidelines based on new waves of positive cases that are continuing to increase and the detection of new variants. For these reasons, the City must remain optimistically cautious and only increase revenues when they are actually received. Staff will continue to monitor and request quarterly revenue adjustments based on this approach. These revenue adjustments will be offset by replenishing our expenditure levels accordingly.

INTRODUCTION

On May 4, 2021, the City Council adopted the Two-Year Operating Budget for Fiscal Years (FY) 2021/22 – 2022/23. During the two-year budget period, the City Council will be kept apprised of the City's financial condition through the process of First Quarter, Mid-Year and Third Quarter Reviews. This ongoing process ensures a forum to look at expenditure and revenue deviations from the estimates made in the budget document. Additionally, any significant changes in projected revenue or unanticipated expenditures that may occur will be shared with the City Council.

This report provides a review of the unaudited financial results at the Mid-Year of FY 2021/22 (July 2021 – December 2021, 50% of the fiscal year).

CITYWIDE OPERATING EXPENDITURE SUMMARY

The following table contains a summary of the adopted budget, amended budget and the Mid-Year expenditures. The totals represent each major fund type and component unit of the City.

Table 1. Citywide Operating Expenditures

	FY 2021/22 Adopted Budget	FY 2021/22 Amended Budget	Actuals as of 12/31//21 (unaudited)	% of Amended Budget
Fund/Component Unit				
General Fund	\$ 118,563,058	\$ 119,929,655	\$ 49,206,117	41.0%
Community Services District (CSD)	25,010,512	25,418,791	9,796,881	38.5%
Successor Agency	4,170,557	4,170,557	1,213,191	29.1%
Housing Fund	165,000	165,000	193,313	117.2%
Special Revenue Funds	34,986,207	113,888,878	28,251,362	24.8%
Capital Projects Funds	7,649,986	41,956,766	2,961,957	7.1%
Electric Utility Funds	37,867,825	46,697,955	19,274,987	41.3%
Internal Service Funds	12,366,127	13,096,144	5,572,037	42.5%
Debt Service Funds	4,242,688	4,242,688	2,510,797	59.2% *
Total	\$ 245,021,960	\$ 369,566,434	\$ 118,980,641	32.2%

*Due to bond refinancing.

Actions taken by the City Council subsequent to the May 4, 2021 adoption of the two-year budget and included in the Amended Budget are:

- Throughout the fiscal year, there are also budget amendments to reflect the acceptance of grants and adjustments to contractual services and material/supplies. The individual amendments are reviewed as part of separate City Council agenda items.
- The majority of this Mid-Year update will focus on the General Fund, as it supports all basic services provided to City residents. Highlights for other key component funds will be discussed at a summary level as well.

GENERAL FUND OPERATING

Table 2. General Fund Operations

	FY 2021/22 Adopted Budget	FY 2021/22 Amended Budget	Actuals as of 12/31/21 (unaudited)	% of Amended Budget
Revenues:				
Taxes:				
Property Tax	\$ 18,026,000	\$ 18,026,000	\$ 5,492,294	30.5%
Property Tax in-lieu	23,855,000	23,855,000	-	0.0%
Utility Users Tax	15,717,540	15,717,540	7,495,616	47.7%
Sales Tax	22,225,000	22,225,000	11,119,644	50.0%
Other Taxes	15,233,787	15,233,787	6,547,019	43.0%
Licenses & Permits	5,363,135	5,363,135	2,407,516	44.9%
Intergovernmental	418,239	684,042	217,512	31.8%
Charges for Services	12,531,982	12,531,982	7,864,563	62.8%
Use of Money & Property	4,466,853	4,466,853	(564,961)	-12.6%
Fines & Forfeitures	499,500	499,500	176,284	35.3%
Miscellaneous	166,000	166,000	251,973	151.8%
Total Revenues	\$ 118,503,036	\$ 118,768,839	\$ 41,007,460	34.5%
Expenditures:				
Personnel Services	\$ 24,444,904	\$ 24,444,904	\$ 11,288,443	46.2%
Contractual Services	82,273,089	83,052,497	33,332,654	40.1%
Material & Supplies	1,240,280	1,806,279	670,349	37.1%
General Government	-	-	-	-
Debt Service	-	-	-	-
Fixed Charges	6,166,821	6,166,821	2,961,190	48.0%
Fixed Assets	0	21,190	-	0.0%
Total Expenditures	\$ 114,125,094	\$ 115,491,691	\$ 48,252,635	41.8%
<i>Excess (Deficiency) of Revenues Over (Under) Expenditures</i>	\$ 4,377,942	\$ 3,277,148	\$ (7,245,175)	
Transfers:				
Transfers In	\$ 65,102	\$ 127,862	\$ 25,002	19.6%
Transfers Out	4,437,964	4,437,964	953,482	21.5%
Net Transfers	\$ (4,372,862)	\$ (4,310,102)	\$ (928,480)	
Total Revenues & Transfers In	\$ 118,568,138	\$ 118,896,701	\$ 41,032,462	34.5%
Total Expenditures & Transfers Out	118,563,058	119,929,655	49,206,117	41.0%
Net Change of Fund Balance	\$ 5,080	\$ (1,032,954)	\$ (8,173,655)	

General Fund Operating Revenues

The General Fund is comprised of several revenue types. However, the main sources include property tax, utility user’s tax, and sales tax. Each of these is affected by different economic activity cycles and pressures.

Table 3. General Fund Operating Revenues

	FY 2021/22 Adopted Budget	FY 2021/22 Amended Budget	Actuals as of 12/31/21 (unaudited)	% of Amended Budget
Revenues:				
Taxes:				
Property Tax	\$ 18,026,000	\$ 18,026,000	\$ 5,492,294	30.5%
Property Tax in-lieu	23,855,000	23,855,000	-	0.0%
Utility Users Tax	15,717,540	15,717,540	7,495,616	47.7%
Sales Tax	22,225,000	22,225,000	11,119,644	50.0%
Other Taxes	15,233,787	15,233,787	6,547,019	43.0%
Licenses & Permits	5,363,135	5,363,135	2,407,516	44.9%
Intergovernmental	418,239	684,042	217,512	31.8%
Charges for Services	12,531,982	12,531,982	7,864,563	62.8%
Use of Money & Property	4,466,853	4,466,853	(564,961)	-12.6%
Fines & Forfeitures	499,500	499,500	176,284	35.3%
Miscellaneous	166,000	166,000	251,973	151.8%
Total Revenues	\$ 118,503,036	\$ 118,768,839	\$ 41,007,460	34.5%

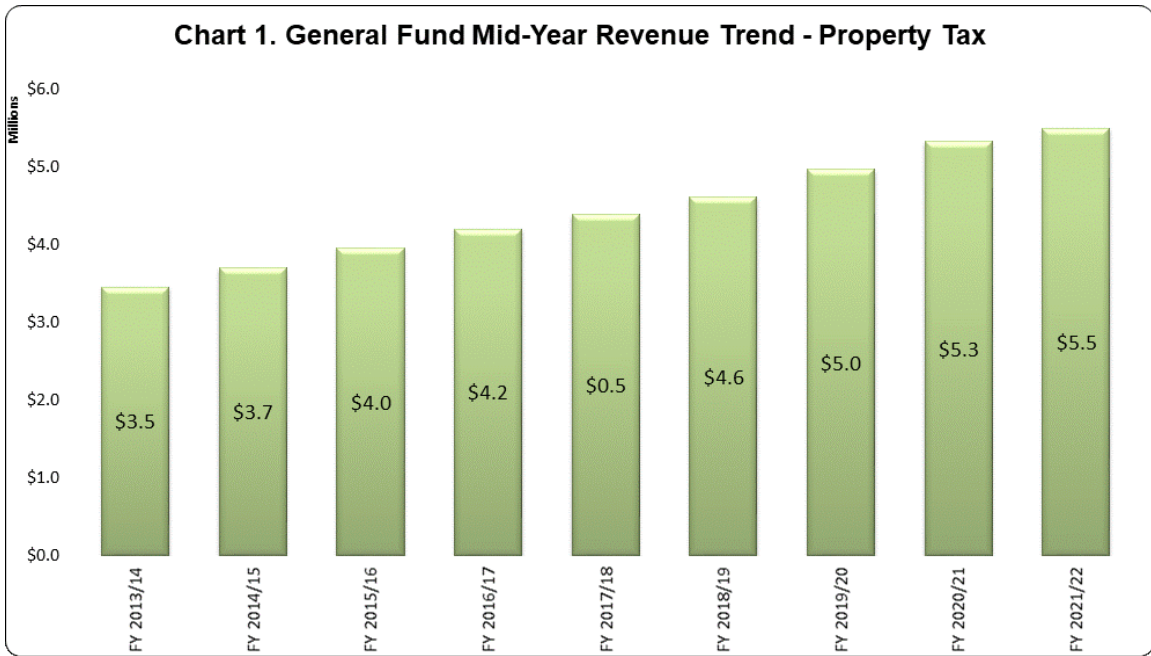
Property Taxes/Property Taxes In-Lieu

Property taxes were budgeted to increase by 10% from the FY 2020/21 Amended Budget. The annual schedule of property tax payments from the County of Riverside will provide payments to the City based on the following estimated schedule:

Secured Property Tax Payment Dates

Settlement 1	January
Settlement 2	May
Settlement 3	August
Teeter Settlement	October

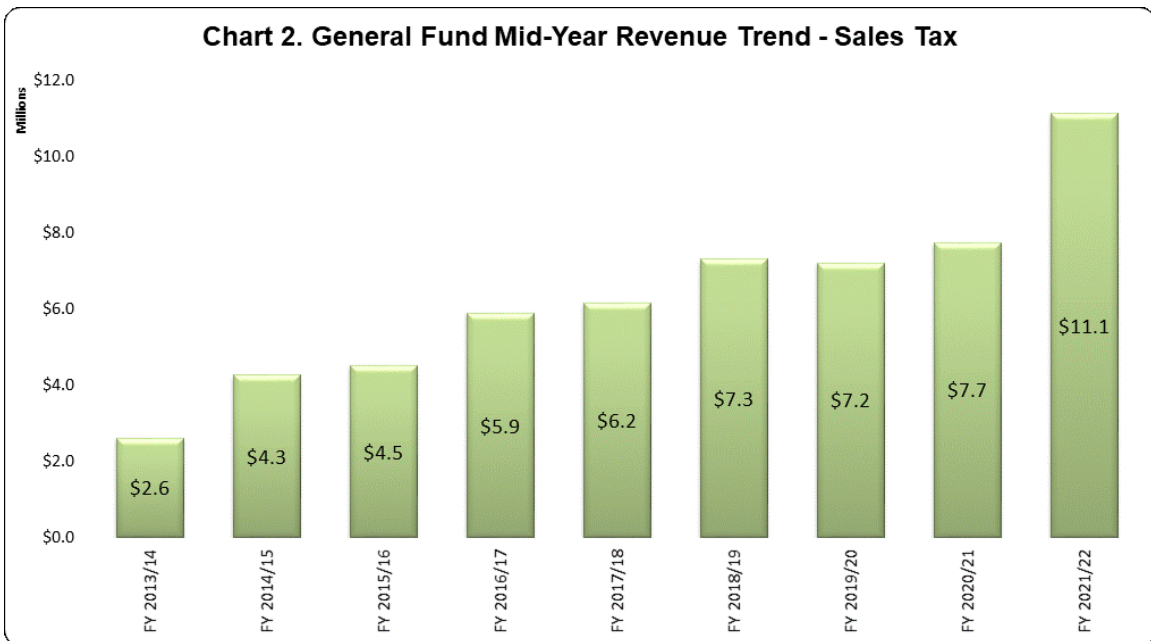
Based on historical averages of actual receipts, the City is estimated to receive less than 14% of the budgeted property tax revenue through Mid-Year. The City has currently received 13% through Mid-Year. Property taxes will continue to be monitored as property valuations may adjust through the year based on property sales and assessment appeals filed with the County.



Sales Taxes

Sales taxes were budgeted to increase by 20% from the FY 2020/21 Amended Budget. Sales tax receipts will need to be continually monitored through the year to determine if current trends begin to plateau.

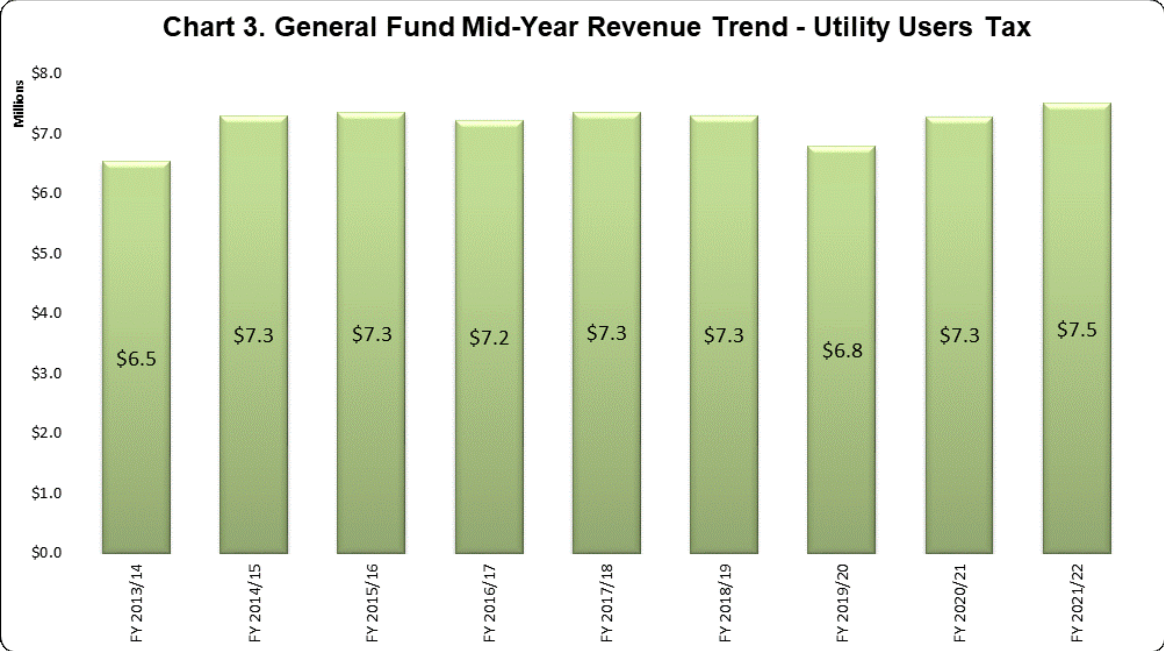
Based on historical averages of actual receipts, the City is estimated to receive 32% of the budgeted sales tax revenue through Mid-Year. The City has currently received 50% through Mid-Year.



Utility Users Tax

Utility Users Tax were budgeted to remain the same as compared to FY 2020/21 Amended Budget. This projection is primarily due to competitive forces within the communications markets. Both the wireless and wired markets experienced downturns year over year. Based on our discussions with utility tax experts, there are a couple of causes for this trend. First is competition and bundling practices within the market as more small players continue to join the market. Second is the migration of customers from contract plans to prepaid plans.

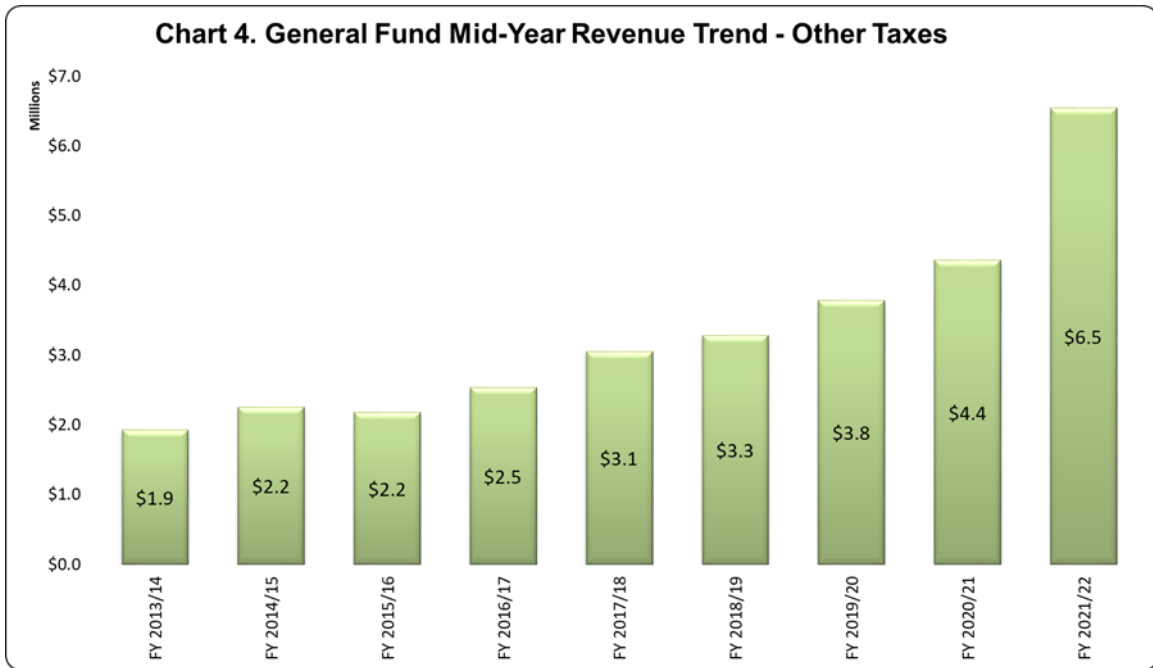
Based on historical averages of actual receipts, the City is estimated to receive 45% of the budgeted utility users tax revenue through Mid-Year. The City has currently received 48% through Mid-Year.



Other Taxes

Other taxes are primarily composed of Business Gross Receipts, Transient Occupancy Tax, Documentary Transfer Tax, and Franchise Fees. Collectively, other taxes were budgeted to increase 21% from the FY 2020/21 Amended Budget.

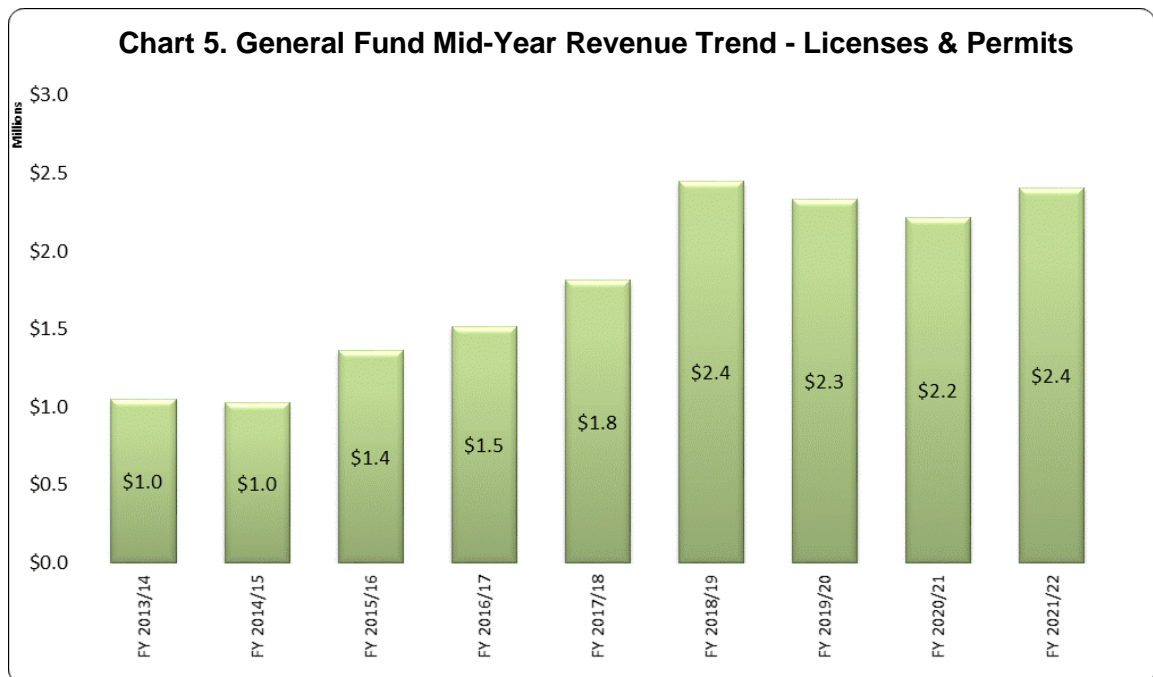
Based on historical averages of actual receipts, the City is estimated to receive 27% of the budgeted Other Taxes revenue through Mid-Year. The City has currently received 43% through Mid-Year.



Licenses & Permits

Licenses & Permits are primarily composed of Business and Animal Licenses, along with Building, Electrical, Mechanical, Plumbing and other permits. Collectively, Licenses & Permits were budgeted to increase by 4% from the FY 2020/21 Amended Budget. This increase reflects increases due to Commercial Cannabis Business Permits. This budget will be monitored for a possible future increase.

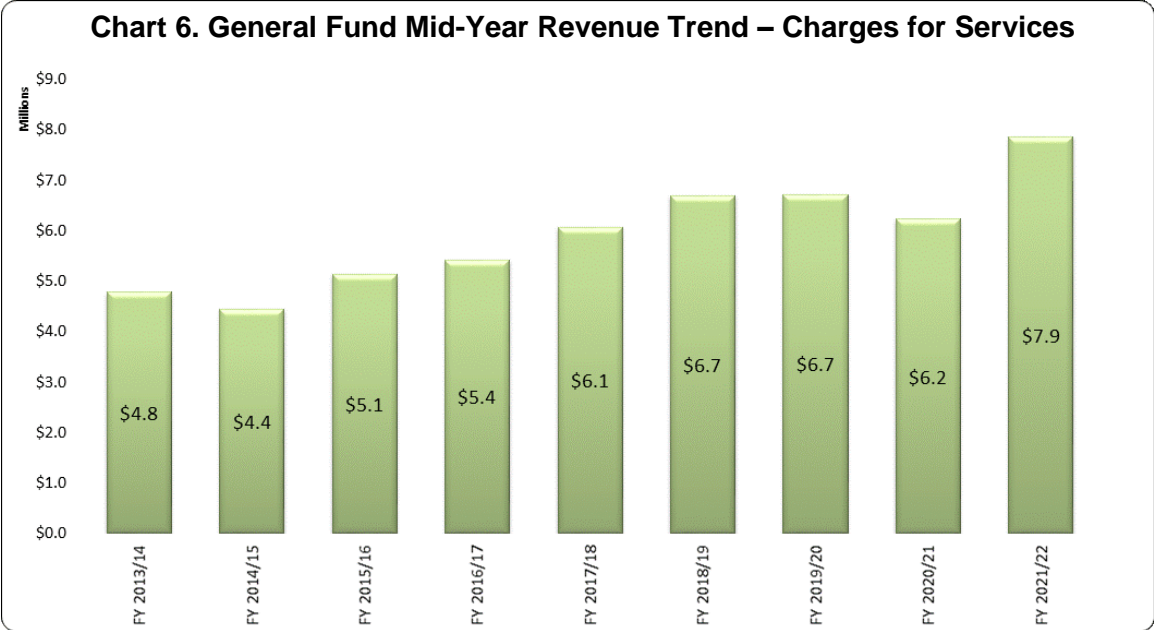
Based on historical averages of actual receipts, the City is estimated to receive 53% of the budgeted Licenses & Permits revenue through Mid-Year. The City has currently received 45% through Mid-Year. The collection rate is related primarily to building and business license permit activities.



Charges for Services

Charges for Services are primarily composed of Plan Check Fees, Inspection Fees, Administrative Charges to other funds, and Parking Control Fines. Collectively, Charges for Services were conservatively budgeted to increase by 8% from the FY 2020/21 Amended Budget.

Based on historical averages of actual receipts, the City is estimated to receive 50% of the budgeted Charges for Services revenue through Mid-Year. The City has currently received 63% through Mid-Year.



Use of Money and Property

Investment income continues to remain low due to extremely low rates of return for fixed income investments, but has increased over the last year due to actions taken by the Federal Open Market Committee (FOMC). The investments achieved a Yield to Maturity (YTM) for December 2021 of 1.32%. In addition, the City maintained funds in the State Local Agency Investment Fund Pool (LAIF) with a YTM of .212%. This is a very low rate of return compared to historical experience, but is indicative of how investment income is performing everywhere, which is the reason the City utilizes the active management approach.

General Fund Expenditures

Expenditures are being spent in-line with prior year expenditures. Each Department's activities will be monitored throughout the year as they may be impacted by different operational activities and project timelines.

Table 4. General Fund Expenditures

	FY 2021/22 Adopted Budget	FY 2021/22 Amended Budget	Actuals as of 12/31/21 (unaudited)	% of Amended Budget
Department				
City Council	\$ 970,927	\$ 997,415	\$ 390,566	39.2%
City Clerk	1,036,287	1,036,287	263,874	25.5%
City Manager	1,593,535	1,593,535	688,565	43.2%
City Attorney	486,154	486,154	267,568	55.0%
Community Development	10,691,528	10,691,528	4,524,943	42.3%
Economic Development	2,194,910	2,194,910	834,134	38.0%
Financial & Management Services	13,524,673	14,150,383	5,153,084	36.4%
Public Works	9,008,298	9,414,088	3,985,625	42.3%
Non-Departmental	6,045,219	6,045,219	2,567,826	42.5%
Non-Public Safety Subtotal	\$ 45,551,531	\$ 46,609,519	\$ 18,676,184	40.1%
Public Safety				
Police	\$ 50,404,105	\$ 50,697,714	\$ 14,805,152	29.2%
Fire	22,607,422	22,622,422	15,724,782	69.5%
Public Safety Subtotal	\$ 73,011,527	\$ 73,320,136	\$ 30,529,934	41.6%
Total	\$ 118,563,058	\$ 119,929,655	\$ 49,206,117	

OTHER KEY FUNDS

The following summaries describe other major funds in the City.

Moreno Valley Community Services District

The Moreno Valley Community Services District (CSD) was formed by the voters in 1984 to collect fees and certain taxes to provide an array of services including parks, recreation and community services, streetlights, landscaping and ongoing maintenance. The CSD provides these services through separate “zones” that define the services that are provided.

For certain zones, the primary revenue source used to provide services to properties is parcel fees or taxes levied on properties via their annual tax bill. Proposition 218, passed by California voters in November 1996, and has posed a serious challenge to managing the future operation of the CSD zones. Prop. 218 requires any revenue increase to be addressed through a voting process by affected property owners. For a period following the initial implementation of Prop. 218, the CSD was successful in receiving approval for some new or increased revenues. There were also revenue increases due to the growth of developed parcels within the zones. However, due to cost increases that exceed any offsetting increases in the revenues over the past years, and the recent economic downturn slowing new parcel growth, property owners have been resistant to efforts to fully fund service levels.

Table 5. CSD Operations

	FY 2021/22 Adopted Budget	FY 2021/22 Amended Budget	Actuals as of 12/31/21 (unaudited)	% of Amended Budget
Revenues:				
Taxes:				
Property Tax	\$ 6,066,819	\$ 6,066,819	\$ 1,851,302	30.5%
Other Taxes	6,725,350	6,725,350	55,953	0.8%
Intergovernmental	-	30,000	48,980	163.3%
Charges for Services	5,616,509	5,616,509	519,593	9.3%
Use of Money & Property	956,955	1,056,955	198,096	18.7%
Fines & Forfeitures	30,000	30,000	2,391	8.0%
Miscellaneous	20,210	20,210	5,032	24.9%
Transfers In	1,627,341	1,627,341	785,304	48.3%
Total Revenues	\$ 21,043,184	\$ 21,173,184	\$ 3,466,651	16.4%
Expenditures:				
Library Services Fund (5010)	\$ 3,031,763	\$ 3,061,763	\$ 1,533,079	50.1%
Zone A Parks Fund (5011)	11,157,192	11,332,192	4,926,323	43.5%
LMD 2014-01 Residential Street Lighting Fund (5012)	1,579,938	1,581,047	536,926	34.0%
Zone C Arterial Street Lighting Fund (5110)	910,683	910,683	277,158	30.4%
Zone D Standard Landscaping Fund (5111)	2,130,836	2,130,836	533,679	25.0%
Zone E Extensive Landscaping Fund (5013)	440,374	440,374	127,725	29.0%
5014 LMD 2014-02	3,288,189	3,290,287	1,113,651	33.8%
Zone M Median Fund (5112)	600,719	600,719	101,385	16.9%
CFD No. 1 (5113)	1,741,052	1,941,124	621,607	32.0%
Zone S Financial & Management Svcs (5114)	82,766	82,766	25,347	30.6%
5211 Zone A Parks - Restricted Assets	47,000	47,000	-	0.0%
Total Expenditures	\$ 25,010,512	\$ 25,418,791	\$ 9,796,881	38.5%
Net Change or Adopted Use of Fund Balance	\$ (3,967,328)	\$ (4,245,607)	\$ (6,330,230)	

Community Services District Zone A – Parks & Community Services

The largest Zone within the CSD is Zone A. It accounts for the administration and maintenance of the Parks & Community Services facilities and programs. Funding sources for these services come from a combination of property taxes, fees for service and smaller amounts from other City funds.

Table 6. CSD Zone A Operations

	FY 2021/22 Adopted Budget	FY 2021/22 Amended Budget	Actuals as of 12/31/21 (unaudited)	% of Amended Budget
Revenues:				
Taxes:				
Property Tax	\$ 3,294,219	\$ 3,294,219	\$ 952,241	28.9%
Other Taxes	4,977,000	4,977,000	51,020	1.0%
Charges for Services	943,709	943,709	448,869	47.6%
Use of Money & Property	804,255	904,255	299,549	33.1%
Miscellaneous	20,200	20,200	1,300	6.4%
Total Revenues	\$ 10,039,383	\$ 10,139,383	\$ 1,752,979	17.3%
Expenditures:				
35010 Parks & Comm Svcs - Admin	\$ 1,181,144	\$ 1,181,144	\$ 287,044	24.3%
35210 Park Maintenance - General	3,932,946	3,982,946	1,865,468	46.8%
35211 Contract Park Maintenance	470,474	470,474	199,154	42.3%
35212 Park Ranger Program	372,265	372,265	156,214	42.0%
35213 Golf Course Program	483,424	483,424	228,882	47.3%
35214 Parks Projects	89,359	89,359	32,367	36.2%
35310 Senior Program	623,053	623,053	304,981	48.9%
35311 Community Services	342,961	342,961	154,343	45.0%
35312 Community Events	268,083	268,083	242,616	90.5%
35313 Conf & Rec Cntr	476,676	476,676	235,869	49.5%
35314 Conf & Rec Cntr - Banquet	383,233	383,233	179,102	46.7%
35315 Recreation Programs	1,203,085	1,203,085	596,688	49.6%
35317 July 4th Celebration	111,990	111,990	90,394	80.7%
35318 Sports Programs	613,175	613,175	247,289	40.3%
35319 Towngate Community Center	29,800	29,800	16,820	56.4%
35320 Amphitheater	41,805.00	166,805.00	17,755	10.6%
80003 CIP - Buildings	533,719.00	533,719.00	-	0.0%
95011 Non-Dept Zone A Parks	-	-	60,029	0.0%
Total Expenditures	\$ 11,157,192	\$ 11,332,192	\$ 4,926,323	43.5%
Net Change or Adopted Use of Fund Balance	\$ (1,117,809)	\$ (1,192,809)	\$ (3,173,344)	

Electric Utility

The Moreno Valley Utility (MVU) manages the operation, maintenance and business planning of the City's electric utility. MVU's basic purpose is to purchase and distribute electricity to customers in newly developed areas of the City. The City began serving new customers in February 2004, and now serves more than 7404 customers. As it reaches fiscal and operational maturity, MVU will continue to be a key component of the City's economic development strategy. The City Council has established special tiered rates for electric utility customers based upon factors such as the number of jobs created.

The main revenue source for this fund is derived from charges for services. The customer base includes residential, commercial and industrial customers. The growth in customer base will continue to provide for the ability to create rate stabilization and replacement reserve funding.

Table 7. MVU Operations

	FY 2021/22 Adopted Budget	FY 2021/22 Amended Budget	Actuals as of 12/31/21 (unaudited)	% of Amended Budget
Revenues:				
Taxes:				
Charges for Services	\$ 39,836,825	\$ 39,836,825	22,878,608	57.4%
Use of Money & Property	333,000	333,000	(196,253)	-58.9%
Miscellaneous	152,500	152,500	97,964	64.2%
Total Revenues	\$ 40,322,325	\$ 40,322,325	\$ 22,780,319	56.5%
Expenditures:				
45510 Electric Utility - General	\$ 28,900,142	\$ 30,590,767	\$ 13,756,334	45.0%
45511 Public Purpose Program	1,644,148	2,026,148	625,505	30.9%
45512 SCE Served Street Lights	835,000	865,000	341,140	39.4%
80005 CIP - Electric Utility	1,489,536	8,217,041	662,867	8.1%
96010 Non-Dept Electric	-	-	24,678	0.0%
96030 Non-Dept 2005 Lease Revenue Bonds	2,600,000	2,600,000	1,337,824	51.5%
96021 Non-Dept 2016 Tax LRB of 07 Tax	807,900	807,900	614,174	76.0%
96031 Non-Dept 2013 Refunding 05 LRB	13,245	13,245	171,605	1295.6%
96032 Non-Dept 2014 Refunding 2005 LRB	119,418	119,418	59,911	50.2%
96040 Non-Dept 2015 Taxable LRB	441,106	441,106	156,525	35.5%
96041 Non-Dept 2021 LRB Refinance	-	-	623,534	0.0%
96050 Non-Dept 2018 Streetlight Fin	380,705	380,705	185,282	48.7%
96051 Non-Dept 2021 Streetlight Refin.	-	-	398,257	0.0%
96060 Non-Dept 2019 Taxable LRB	636,625	636,625	317,350	49.8%
Total Expenditures	\$ 37,867,825	\$ 46,697,955	\$ 19,274,987	41.3%
Net Change or Adopted Use of Fund Balance	\$ 2,454,500	\$ (6,375,630)	\$ 3,505,331	

MVU's revenues and expenses will fluctuate annually based on energy demands.

SUMMARY

The City of Moreno Valley has experienced certain levels of growth and continued to maintain a structurally balanced Budget without the use of reserves.

The economic climate is ever changing during this pandemic due to constant changing of the opening/closing guidelines based on new wave of positive cases that are continuing to increase and the detection of new variants. For these reasons, the City must remain optimistically cautious and only increase revenues when they are actually received. Staff will continue to monitor and request quarterly revenue adjustment based on this approach. These revenue adjustments will be offset by replenishing our expenditure levels accordingly.

RESOLUTION NO. 2022-XX

A RESOLUTION OF THE CITY COUNCIL OF THE CITY OF MORENO VALLEY, CALIFORNIA, ADOPTING THE REVISED OPERATING AND CAPITAL BUDGETS FOR FISCAL YEAR 2021/22 and 2022/23

WHEREAS, the City Council approved the Operating and Capital Budgets for the City for Fiscal Year 2021/22 and 2022/23, a copy of which, as may have been amended by the City Council, is on file in the Office of the City Clerk and is available for public inspection; and

WHEREAS, the City Council approves amendments to the budgets throughout the fiscal year and such prior amendments are reflected within the current amended budget and further ratified as part of the adoption of the quarterly budget amendments; and

WHEREAS, the City Manager has heretofore submitted to the City Council proposed amendments to the Operating and Capital Budgets for the City for Fiscal Year 2021/22 and 2022/23, a copy of which, as may have been amended by the City Council, is on file in the Office of the City Clerk and is available for public inspection; and

WHEREAS, the said proposed amendments to the Operating and Capital Budgets contain estimates of the services, activities and projects comprising the budget, and contains expenditure requirements and the resources available to the City; and

WHEREAS, the said proposed amendments to the Operating and Capital Budgets contain the estimates of uses of fund balance as required to stabilize the delivery of City services during periods of operational deficits; and

WHEREAS, the City Council has made such revisions to the proposed amended Operating and Capital Budgets as so desired; and

WHEREAS, the amended Operating and Capital Budgets, as herein approved, will enable the City Council to make adequate financial plans and will ensure that City officers can administer their respective functions in accordance with such plans.

NOW, THEREFORE, THE CITY COUNCIL OF THE CITY OF MORENO VALLEY, CALIFORNIA, DOES HEREBY RESOLVE AS FOLLOWS:

1. The proposed amendments to the Operating and Capital Budgets, as Exhibit A to this Resolution and as on file in the Office of the City Clerk, and as may have been amended by the City Council, are hereby approved and adopted as the annual Operating and Capital Budgets of the City of Moreno Valley for Fiscal Year 2021/22 and 2022/23.

2. The Proposed Amendments to City Position Summary included within the staff report and contained in the City Position Summary attached as Attachment 5 and on file in the Office of the City Clerk, and as may have been amended by the City Council, is hereby adopted as part of the Approved City Position Summary of the City of Moreno Valley for Fiscal Year 2021/22 and 2022/23.
3. The amounts of proposed expenditures, which include the uses of fund balance specified in the approved budget, are hereby appropriated for the various budget programs and units for said fiscal years.
4. Within fifteen (15) days after the adoption of this Resolution, the City Clerk shall certify to the adoption hereof and, as so certified, cause a copy to be posted in at least three (3) public places within the City.

BE IT FURTHER RESOLVED that this Resolution shall take effect immediately upon its adoption.

APPROVED AND ADOPTED this 1st day of March 1, 2022.

Mayor of the City of Moreno Valley

ATTEST:

City Clerk

APPROVED AS TO FORM:

City Attorney

RESOLUTION JURAT

STATE OF CALIFORNIA)
COUNTY OF RIVERSIDE) ss.
CITY OF MORENO VALLEY)

I, Pat Jacquez-Nares, City Clerk of the City of Moreno Valley, California, do hereby certify that Resolution No. 2022-XX was duly and regularly adopted by the City Council of the City of Moreno Valley at a regular meeting thereof held on the 1st day of March, 2022 by the following vote:

AYES:

NOES:

ABSENT:

ABSTAIN:

(Council Members, Mayor Pro Tem and Mayor)

CITY CLERK

(SEAL)

RESOLUTION NO. CSD 2022-XX

A RESOLUTION OF THE MORENO VALLEY COMMUNITY SERVICES DISTRICT OF THE CITY OF MORENO VALLEY, CALIFORNIA, ADOPTING THE REVISED OPERATING AND CAPITAL BUDGETS FOR FISCAL YEAR 2021/22

WHEREAS, the CSD Board approved the Operating and Capital Budgets for the City for Fiscal Year 2021/22, a copy of which, as may have been amended by the CSD Board, is on file in the Office of the City Clerk and is available for public inspection; and

WHEREAS, the CSD Board approves amendments to the budgets throughout the fiscal year and such prior amendments are reflected within the current amended budget and further ratified as part of the adoption of the quarterly budget amendments; and

WHEREAS, the City Manager has heretofore submitted to the President and Board Members of the Moreno Valley Community Services District proposed amendments to the Operating and Capital Budgets for the District for Fiscal Year 2021/22, a copy of which, as may have been amended by the District's Board of Directors, is on file in the Office of the City Clerk and is available for public inspection; and

WHEREAS, the said proposed amendments to the Operating and Capital Budgets contain estimates of the services, activities and projects comprising the budget, and contain expenditure requirements and the resources available to the Community Services District; and

WHEREAS, the said proposed amendments to the Operating and Capital Budgets contain the estimates of uses of fund balance as required to stabilize the delivery of CSD services during periods of operational deficits; and

WHEREAS, the President and Board of Directors have made such revisions to the proposed amended Operating and Capital Budgets as so desired; and

WHEREAS, the amended Operating and Capital Budgets, as herein approved, will enable the Community Services District to make adequate financial plans and will ensure that District officers can administer their respective functions in accordance with such plans.

NOW, THEREFORE, THE MORENO VALLEY COMMUNITY SERVICES DISTRICT OF THE CITY OF MORENO VALLEY, CALIFORNIA, DOES HEREBY RESOLVE AS FOLLOWS:

1. The proposed amendments to the Operating and Capital Budgets, as Exhibit A to this Resolution and as on file in the Office of the City Clerk, and as may have been amended by the Community Services District's Board of Directors, is hereby approved and adopted as the annual Operating and Capital Budgets of the Moreno Valley Community Services District for the Fiscal Year 2021/22.
2. The amounts of proposed expenditures, which include the uses of fund balance specified in the approved budget, are hereby appropriated for the various budget programs and units for said fiscal year.
3. Within fifteen (15) days after the adoption of this Resolution, the City Clerk shall certify to the adoption hereof and, as so certified, cause a copy to be posted in at least three (3) public places within the City.

BE IT FURTHER RESOLVED that this Resolution shall take effect immediately upon its adoption.

APPROVED AND ADOPTED this 1st day of March, 2022

Mayor of the City of Moreno Valley,
Acting in the capacity of President of the
Moreno Valley Community Services District

ATTEST:

City Clerk, acting in the capacity of
Secretary of the Moreno Valley
Community Services District

APPROVED AS TO FORM:

City Attorney, acting in the capacity
of General Counsel of the Moreno
Valley Community Services District

RESOLUTION JURAT

STATE OF CALIFORNIA)
COUNTY OF RIVERSIDE) ss.
CITY OF MORENO VALLEY)

I, Pat Jacquez-Nares, Secretary of the Moreno Valley Community Services District, Moreno Valley, California do hereby certify that Resolution No. CSD 2022-XX was duly and regularly adopted by the Board of Directors of the Moreno Valley Community Services District at a regular meeting held on the 1st day of March, 2022 by the following vote:

AYES:

NOES:

ABSENT:

ABSTAIN:

(Board members, Vice-President and President)

SECRETARY

(SEAL)

RESOLUTION NO. HA 2022-XX
A RESOLUTION OF THE HOUSING AUTHORITY OF THE
CITY OF MORENO VALLEY, CALIFORNIA, ADOPTING
THE REVISED OPERATING AND CAPITAL BUDGETS
FOR FISCAL YEAR 2021/22

WHEREAS, the Housing Authority approved the Operating and Capital Budgets for the City for Fiscal Year 2021/22, a copy of which, as may have been amended by the Housing Authority, is on file in the Office of the City Clerk and is available for public inspection; and

WHEREAS, the Housing Authority approves amendments to the budgets throughout the fiscal year and such prior amendments are reflected within the current amended budget and further ratified as part of the adoption of the quarterly budget amendments; and

WHEREAS, the City Manager has heretofore submitted to the Housing Authority proposed amendments to the Operating and Capital Budgets for the District for Fiscal Year 2021/22, a copy of which, as may have been amended by the Housing Authority, is on file in the Office of the City Clerk and is available for public inspection; and

WHEREAS, the said proposed amendments to the Operating and Capital Budgets contain estimates of the services, activities and projects comprising the budget, and contain expenditure requirements and the resources available to the Housing Authority; and

WHEREAS, the said proposed amendments to the Operating and Capital Budgets contain the estimates of uses of fund balance as required to stabilize the delivery of Housing Authority services during periods of operational deficits; and

WHEREAS, the Housing Authority have made such revisions to the proposed amended Operating and Capital Budgets as so desired; and

WHEREAS, the amended Operating and Capital Budgets, as herein approved, will enable the Housing Authority to make adequate financial plans and will ensure that District officers can administer their respective functions in accordance with such plans.

NOW, THEREFORE, THE HOUSING AUTHORITY OF THE CITY OF MORENO VALLEY, CALIFORNIA, DOES HEREBY RESOLVE AS FOLLOWS:

1. The proposed amendments to the Operating and Capital Budgets, as Exhibit A to this Resolution and as on file in the Office of the City Clerk, and as may have been amended by the Housing Authority, is hereby approved and adopted as the annual Operating and Capital Budgets of the Moreno Valley Housing Authority for the Fiscal Year 2021/22.

2. The amounts of proposed expenditures, which include the uses of fund balance specified in the approved budget, are hereby appropriated for the various budget programs and units for said fiscal year.
3. Within fifteen (15) days after the adoption of this Resolution, the City Clerk shall certify to the adoption hereof and, as so certified, cause a copy to be posted in at least three (3) public places within the City.

BE IT FURTHER RESOLVED that this Resolution shall take effect immediately upon its adoption.

APPROVED AND ADOPTED this 1st day of March, 2022.

Mayor of the City of Moreno Valley,
Acting in the capacity of Chairman of the
Housing Authority

ATTEST:

City Clerk, acting in the capacity of
Secretary of the Housing Authority

APPROVED AS TO FORM:

City Attorney, acting in the capacity of
General Counsel of the Housing Authority

RESOLUTION JURAT

STATE OF CALIFORNIA)
COUNTY OF RIVERSIDE) ss.
CITY OF MORENO VALLEY)

I, Pat Jacquez-Nares, Secretary of the Housing Authority, Moreno Valley, California do hereby certify that Resolution No. HA 2022-XX was duly and regularly adopted by the Commissioners of the Housing Authority at a regular meeting held on the 1st day of March, 2022, by the following vote:

AYES:

NOES:

ABSENT:

ABSTAIN:

(Commissioners, Vice Chairperson and Chairperson)

SECRETARY

(SEAL)

**CITY OF MORENO VALLEY
GENERAL FUND
FY 2021/22 Proposed Amendments**

Department	Fund	Account Description	General Ledger Account	Project	Fiscal Year 2021/22 Amended Budget	Proposed Amendment	Revised Budget	Description - Proposed Adjustment
City Manager	1010	Donations	1010-16-16-16110-580200		\$ -	\$ 19,510	\$ 19,510	Adjusting budget for posted revenue.
Community Development	1010	Admin Citation Fees	1010-20-26-20110-500900		275,000	100,000	\$ 375,000	Increased Community Enhancement activity
Community Development	1010	Foreclosure Registration Fees	1010-20-26-20110-525080		187,000	(140,000)	47,000	Decrease in notices.
Community Development	1010	Planning Fees	1010-20-27-20211-525000		1,600,000	33,777	1,633,777	Increased Planning activity.
Public Works	1010	Encroachment Permits	1010-70-29-20410-425060		17,687	27,313	45,000	Adjusting budget based on historical trends
Public Works	1010	Insp Fees - Engineering	1010-70-29-20410-523010		810,000	390,000	1,200,000	Adjusting budget based on historical trends
Public Works	1010	Engineering Plan Check Fees	1010-70-29-20410-540040		1,225,000	25,000	1,250,000	Adjusting budget based on historical trends
REVENUE TOTAL					\$ 4,114,687	\$ 455,600	\$ 4,570,287	

Community Development	1010	Professional Svcs - Other	1010-20-27-20211-620299		\$ -	\$ 30,000	\$ 30,000	Continued consulting services.
Financial & Management Services	1010	Non-Dept General Func	1010-99-99-91010-XXXXXX		-	64,600	64,600	Expected personnel expenses.
Fire	1010	Oper Mtrls - Other	1010-40-47-30310-630399		2,500	26,000	28,500	Increased operating materials.
Public Works	1010	Professional Svcs - Other	1010-70-29-20410-620299		465,000	335,000	800,000	Adjusting budget based on historical trends
EXPENSES TOTAL					\$ 467,500	\$ 455,600	\$ 923,100	

**CITY OF MORENO VALLEY
NON - GENERAL FUND
FY 2021/22 Proposed Amendments**

Department	Fund	Account Description	General Ledger Account	Project	Fiscal Year 2021/22 Amended Budget	Proposed Amendment	Revised Budget	Description - Proposed Adjustment
City Council	4016	Donations	4016-16-18-16311-580200		\$ -	\$ 100,000	\$ 100,000	MoVal Learns donation.
Community Development	4016	Donations	4016-20-38-18211-580200		200,000	200,000	400,000	Burro program.
Financial & Management Services	2207	State Grant-Operating Revenue	2207-30-34-77415-486000		25,000	(2,444)	22,556	True-up of CalRecycle Used Oil grant.
Financial & Management Services	6021	Transfers in - within cat ELECTRIC FUND	6021-99-99-96021-826010		1,702,900	(1,702,900)	-	To record the budget entries related to the refinancing of the 2021 Refunding LRB
Financial & Management Services	6021	Transfers in - within cat 2021 LEASE REVENUE BONDS REFIN.	6021-99-99-96021-826041		-	20,769,332	20,769,332	To record the budget entries related to the refinancing of the 2021 Refunding LRB
Financial & Management Services	6040	Transfers in - within cat ELECTRIC FUND	6040-99-99-96040-826010		661,106	(661,106)	-	To record the budget entries related to the refinancing of the 2021 Refunding LRB
Financial & Management Services	6040	Transfers in - within cat 2021 LEASE REVENUE BONDS REFIN.	6040-99-99-96040-826041		-	9,621,384	9,621,384	To record the budget entries related to the refinancing of the 2021 Refunding LRB
Financial & Management Services	6041	Transfers in - within cat ELECTRIC FUND	6041-99-99-96041-826010		-	2,085,000	2,085,000	To record the budget entries related to the refinancing of the 2021 Refunding LRB
Financial & Management Services	6050	Transfers in - within cat 2021 STREETLIGHT REFINANCE	6050-99-99-96050-826051		-	7,337,587	7,337,587	To record the refinancing of the 2018 Streetlight Financing with the 2021 Streetlight Refinancing
Parks & Community Services	5010	Transfers in - from FACILITY CONST FUND	5010-99-99-95010-803000		-	93,304	93,304	Project complete.
Public Works	2008	Parcel Fees	2008-99-99-92008-500800		577,472	127,106	704,578	Allocating budget for projected revenue increase
Public Works	6010	Generation	6010-70-80-45510-560010		21,750,000	(750,000)	21,000,000	Rate adjustment.
Public Works	6010	Distribution	6010-70-80-45510-560020		11,245,000	1,755,000	13,000,000	Adjusting budget for projected revenue.
Public Works	6010	Transmission	6010-70-80-45510-560030		2,660,000	350,000	3,010,000	Adjusting budget for projected revenue.
Public Works	6012	Public Purpose Programs	6012-70-80-45511-560070		2,263,000	137,000	2,400,000	Adjusting budget for projected revenue.
REVENUE TOTAL					\$ 41,084,478	\$ 39,459,263	\$ 80,543,741	

**CITY OF MORENO VALLEY
NON-GENERAL FUND
FY 2021/22 Proposed Amendments**

Department	Fund	Account Description	General Ledger Account	Project	Fiscal Year 2021/22 Amended Budget	Proposed Amendment	Revised Budget	Description - Proposed Adjustment
Community Development	4016	Contractual Svcs - Other	4016-20-38-18211-625099		\$ 211,000	\$ 200,000	\$ 411,000	Burro program.
Financial & Management Services	2207	Salaries-Regular	2207-30-34-77415-611110		25,089	(2,533)	22,556	True-up of CalRecycle Used Oil grant.
Financial & Management Services	2207	Salaries-Addl - Bilingual	2207-30-34-77415-611620		528	(528)	-	True-up of CalRecycle Used Oil grant.
Financial & Management Services	2207	Benefits - PERS & ERPD Def Comp	2207-30-34-77415-612110		10,054	(10,054)	-	True-up of CalRecycle Used Oil grant.
Financial & Management Services	2207	Benefits - Bank	2207-30-34-77415-612120		4,911	(4,911)	-	True-up of CalRecycle Used Oil grant.

CITY OF MORENO VALLEY

**NON-GENERAL FUND
FY 2021/22 Proposed Amendments**

Department	Fund	Account Description	General Ledger Account	Project	Fiscal Year 2021/22 Amended Budget	Proposed Amendment	Revised Budget	Description - Proposed Adjustment
Financial & Management Services	2207	Benefits - Medicare	2207-30-34-77415-612130		443	(443)	-	True-up of CalRecycle Used Oil grant.
Financial & Management Services	2207	Benefits - Group Life Insurance	2207-30-34-77415-612140		116	(116)	-	True-up of CalRecycle Used Oil grant.
Financial & Management Services	2207	Benefits - ST/LT Disability	2207-30-34-77415-612145		235	(235)	-	True-up of CalRecycle Used Oil grant.
Financial & Management Services	2207	Benefits - Annuity	2207-30-34-77415-612160		363	(363)	-	True-up of CalRecycle Used Oil grant.
Financial & Management Services	2207	Marketing Svcs - PR/Promotions	2207-30-34-77415-620620		6,877	(6,877)	-	True-up of CalRecycle Used Oil grant.
Financial & Management Services	2207	Marketing Svcs - Advertising	2207-30-34-77415-620610		2,000	(2,000)	-	True-up of CalRecycle Used Oil grant.
Financial & Management Services	6010	Transfers out - within cat 2016 TAX LRB OF 07 TAX LRB	6010-99-99-96010-926021		1,702,900	(1,702,900)	-	To record the budget entries related to the refinancing of the 2021 Refunding LRB
Financial & Management Services	6010	Transfers to - within cat 2015 TAXABLE LEASE REVENUE BONDS	6010-99-99-96010-926040		661,106	(661,106)	-	To record the budget entries related to the refinancing of the 2021 Refunding LRB
Financial & Management Services	6010	Transfers to - within cat 2021 LEASE REVENUE BONDS REFIN.	6010-99-99-96010-926041		-	2,085,000	2,085,000	To record the budget entries related to the refinancing of the 2021 Refunding LRB
Financial & Management Services	6021	Professional Svcs - Other	6021-99-99-96021-620299		4,425	(4,175)	250	To record the budget entries related to the refinancing of the 2021 Refunding LRB
Financial & Management Services	6021	Principal Pymt- Contra Ac	6021-99-99-96021-670312		(895,000)	(19,515,000)	(20,410,000)	To record the budget entries related to the refinancing of the 2021 Refunding LRB
Financial & Management Services	6021	Bond Principal	6021-99-99-96021-670314		895,000	19,515,000	20,410,000	To record the budget entries related to the refinancing of the 2021 Refunding LRB
Financial & Management Services	6021	Interest Expense	6021-99-99-96021-670410		803,475	(189,551)	613,924	To record the budget entries related to the refinancing of the 2021 Refunding LRB
Financial & Management Services	6021	Interest Expense	6021-99-99-96021-670410		803,475	(189,551)	613,924	To record the budget entries related to the refinancing of the 2021 Refunding LRB
Financial & Management Services	6040	Professional Svcs - Other	6040-99-99-96040-620299		5,425	(5,175)	250	To record the budget entries related to the refinancing of the 2021 Refunding LRB
Financial & Management Services	6040	Principal Pymt- Contra Ac	6040-99-99-96040-670312		(220,000)	(9,205,000)	(9,425,000)	To record the budget entries related to the refinancing of the 2021 Refunding LRB
Financial & Management Services	6040	Bond Principal	6040-99-99-96040-670314		220,000	9,205,000	9,425,000	To record the budget entries related to the refinancing of the 2021 Refunding LRB
Financial & Management Services	6040	Interest Expense	6040-99-99-96040-670410		435,681	(279,406)	156,275	To record the budget entries related to the refinancing of the 2021 Refunding LRB
Financial & Management Services	6040	Interest Expense	6040-99-99-96040-670410		435,681	(279,406)	156,275	To record the budget entries related to the refinancing of the 2021 Refunding LRB
Financial & Management Services	6041	Transfers to - within cat 2015 TAXABLE LEASE REVENUE BONDS	6041-99-99-96041-926040		-	9,621,384	9,621,384	To record the budget entries related to the refinancing of the 2021 Refunding LRB
Financial & Management Services	6041	Transfers out - within cat 2016 TAX LRB OF 07 TAX LRB	6041-99-99-96041-926021		-	20,769,332	20,769,332	To record the budget entries related to the refinancing of the 2021 Refunding LRB
Financial & Management Services	6041	Principal Pymt- Contra Ac	6041-99-99-96041-670312		-	(1,730,000)	(1,730,000)	To record the budget entries related to the refinancing of the 2021 Refunding LRB
Financial & Management Services	6041	Bond Principal	6041-99-99-96041-670314		-	1,730,000	1,730,000	To record the budget entries related to the refinancing of the 2021 Refunding LRB
Financial & Management Services	6041	Interest Expense	6041-99-99-96041-670410		-	351,282	351,282	To record the budget entries related to the refinancing of the 2021 Refunding LRB
Financial & Management Services	6041	Bond/Lease Issuance Costs	6041-99-99-96041-670510		-	594,285	594,285	To record the budget entries related to the refinancing of the 2021 Refunding LRB
Financial & Management Services	6041	Professional Svcs - Other	6041-99-99-96041-620299		-	3,300	3,300	To record the budget entries related to the refinancing of the 2021 Refunding LRB
Financial & Management Services	6050	Capital Lease Principal	6050-99-99-96050-670210		410,921	6,730,623	7,141,544	To record the refinancing of the 2018 Streetlight Financing with the 2021 Streetlight Refinancin
Financial & Management Services	6050	Principal Pymt- Contra Ac	6050-99-99-96050-670312		(410,921)	(6,730,623)	(7,141,544)	To record the refinancing of the 2018 Streetlight Financing with the 2021 Streetlight Refinancin
Financial & Management Services	6050	Interest Expense	6050-99-99-96050-670410		359,307	(195,423)	163,884	To record the refinancing of the 2018 Streetlight Financing with the 2021 Streetlight Refinancin
Financial & Management Services	6051	Principal Pymt- Contra Ac	6051-99-99-96051-670312		-	(504,410)	(504,410)	To record the refinancing of the 2018 Streetlight Financing with the 2021 Streetlight Refinancin
Financial & Management Services	6051	Capital Lease Principal	6051-99-99-96051-670210		-	504,410	504,410	To record the refinancing of the 2018 Streetlight Financing with the 2021 Streetlight Refinancin
Financial & Management Services	6051	Interest Expense	6051-99-99-96051-670410		-	203,261	203,261	To record the refinancing of the 2018 Streetlight Financing with the 2021 Streetlight Refinancin
Financial & Management Services	6051	Bond/Lease Issuance Costs	6051-99-99-96051-670510		-	65,000	65,000	To record the refinancing of the 2018 Streetlight Financing with the 2021 Streetlight Refinancin
Financial & Management Services	6051	Transfers to - within cat STREETLIGHT FINANCING	6051-99-99-96051-926050		-	7,337,588	7,337,588	To record the refinancing of the 2018 Streetlight Financing with the 2021 Streetlight Refinancin
Financial & Management Services	7010	Insurance - General	7010-30-21-14020-650110		670,092	850,279	1,520,371	Budgeting for expected expenditure
Financial & Management Services	8884	Fixed Asset Gain/Loss on	8884-99-99-98884-680110		-	153,000	153,000	Budgeting for a recorded expenditure
Parks & Community Services	3000	CIP Other	3000-50-56-80003-720199	803 0045-3000-99	343,304	(93,304)	250,000	Project complete.
Parks & Community Services	3000	Transfers to LIBRARY SERVICES FUND	3000-99-99-93000-905010		-	93,304	93,304	Project complete.
Parks & Community Services	5011	Salaries-Regular	5011-50-58-35310-611110		160,961	3,100	164,061	Budgeting for projected expense.
Parks & Community Services	5011	Salaries-Regular	5011-50-58-35312-611110		75,917	2,500	78,417	Budgeting for projected expense.
Parks & Community Services	5011	Salaries-Regular	5011-50-58-35315-611110		160,038	2,500	162,538	Budgeting for projected expense.
Parks & Community Services	5011	Salaries-Regular	5011-50-58-35318-611110		214,351	2,500	216,851	Budgeting for projected expense.
Public Works	2000	Training & Travel	2000-70-78-45311-620510		7,900	40,000	47,900	Adjusting budget for expected training and licenses
Public Works	6010	Technical Svcs - Other	6010-70-80-45510-620899		92,000	125,000	217,000	Consulting services with offsetting fund revenue
Public Works	6010	Contractual Svcs - Other	6010-70-80-45510-625099		404,650	110,000	514,650	Consulting services with offsetting fund revenue
Public Works	6010	Resource Adequacy	6010-70-80-45510-710146		1,782,000	100,000	1,882,000	Adjusting budget to meet reliability requirements
Public Works	6010	Maint & Repair - Streetlights	6010-70-80-45512-620950		265,000	60,000	325,000	Streetlight repairs.
Public Works	6010	Distribution Share	6010-70-80-45510-710122		5,310,000	1,400,000	6,710,000	Based on year-end projections.
Public Works	6011	Depreciation	6011-99-99-96011-694110		2,600,000	173,000	2,773,000	Projected depreciation for projects.
Public Works	6011	Amortization - Utility Distribution System	6011-99-99-96011-694112		-	177,500	177,500	Based on year-end projections.
Public Works	6011	CIP Other	6011-70-80-80005-720199	805 0061 6011-99	8,217,041	15,000	8,232,041	Council approved project rescheduled from FY 22/23 to FY 21/22
EXPENSES TOTAL					\$ 25,776,345	\$ 40,910,058	\$ 66,686,403	

**CITY OF MORENO VALLEY
GENERAL FUND
FY 2022/23 Proposed Amendments**

Department	Fund	Account Description	General Ledger Account	Project	Fiscal Year 2022/23 Amended Budget	Proposed Amendment	Revised Budget	Description - Proposed Adjustment
Fire	1010	Property Tax - Redevelopment Redistribution	1010-40-45-30110-401065		\$ 950,000	\$ 300,000	\$ 1,250,000	Based on year-end projections.
Fire	1010	Structural Fire Tax	1010-40-45-30110-401070		8,000,000	600,000	8,600,000	Based on year-end projections.
Fire	1010	Annual Fire Inspection Fees	1010-40-46-30210-520010		262,900	30,000	292,900	Based on year-end projections.
Fire	1010	Fire Plan Check Fees	1010-40-46-30210-540030		190,000	60,000	250,000	Based on year-end projections.
Fire	1010	Annual Fire Inspection Fees	1010-40-46-30211-520010		145,000	30,000	175,000	Based on historical trends.
Fire	1010	Apt Complex Inspection Fees	1010-40-46-30211-520040		300,000	50,000	350,000	Based on historical trends.
REVENUE TOTAL					\$ 9,847,900	\$ 1,070,000	\$ 10,917,900	
Fire	1010	Agency Svcs - Cnty	1010-40-45-30110-620320		\$ 14,011,815	\$ 1,334,195	\$ 15,346,010	Based on year-end projections.
Fire	1010	Oper Mtrls - Other	1010-40-47-30310-630399		2,500	26,000	28,500	Increased operating materials.
Financial & Management Services	1010	Non-Dept General Fund	1010-99-99-91010-XXXXXX		-	51,100	51,100	Expected personnel expenses.
EXPENSES TOTAL					\$ 14,014,315	\$ 1,411,295	\$ 15,425,610	

**CITY OF MORENO VALLEY
NON-GENERAL FUND
FY 2022/23 Proposed Amendments**

Department	Fund	Account Description	General Ledger Account	Project	Fiscal Year 2022/23 Amended Budget	Proposed Amendment	Revised Budget	Description - Proposed Adjustment
Financial & Management Services	2207	State Grant-Operating Revenue	2207-30-34-77415-486000		\$ 25,000	\$ 2,244	\$ 27,244	True-up of CalRecycle Used Oil grant.
Financial & Management Services	6021	Transfers in - within cat ELECTRIC FUND	6021-99-99-96021-826010		1,703,288	(1,703,288)	-	To record the budget entries related to the refinancing of the 2021 Refunding LRB
Financial & Management Services	6040	Transfers in - within cat ELECTRIC FUND	6040-99-99-96040-826010		658,872	(658,872)	\$ -	To record the budget entries related to the refinancing of the 2021 Refunding LRB
Financial & Management Services	6041	Transfers in - within cat ELECTRIC FUND	6041-99-99-96041-826010		0	2,077,768	\$ 2,077,768	To record the budget entries related to the refinancing of the 2021 Refunding LRB
REVENUE TOTAL					\$ 2,387,160	\$ (282,148)	\$ 2,105,012	

Financial & Management Services	2207	Salaries-Regular	2207-30-34-77415-611110		\$ 26,986	\$ 258	\$ 27,244	True-up of CalRecycle Used Oil grant.
Financial & Management Services	2207	Salaries-Addl - Bilingual	2207-30-34-77415-611620		528	(528)	-	True-up of CalRecycle Used Oil grant.
Financial & Management Services	2207	Benefits - PERS & ERPD Def Comp	2207-30-34-77415-612110		11,098	(11,098)	-	True-up of CalRecycle Used Oil grant.
Financial & Management Services	2207	Benefits - Bank	2207-30-34-77415-612120		5,124	(5,124)	-	True-up of CalRecycle Used Oil grant.
Financial & Management Services	2207	Benefits - Medicare	2207-30-34-77415-612130		473	(473)	-	True-up of CalRecycle Used Oil grant.
Financial & Management Services	2207	Benefits - Group Life Insurance	2207-30-34-77415-612140		125	(125)	-	True-up of CalRecycle Used Oil grant.
Financial & Management Services	2207	Benefits - ST/LT Disability	2207-30-34-77415-612145		253	(253)	-	True-up of CalRecycle Used Oil grant.
Financial & Management Services	2207	Benefits - Annuity	2207-30-34-77415-612160		396	(396)	-	True-up of CalRecycle Used Oil grant.
Financial & Management Services	2207	Marketing Svcs - PR/Promotions	2207-30-34-77415-620620		6,877	(6,877)	-	True-up of CalRecycle Used Oil grant.
Financial & Management Services	2207	Marketing Svcs - Advertising	2207-30-34-77415-620610		2,000	(2,000)	-	True-up of CalRecycle Used Oil grant.
Financial & Management Services	6010	Transfers out - within cat 2016 TAX LRB OF 07 TAX LRB	6010-99-99-96010-926021		1,703,288	(1,703,288)	-	To record the budget entries related to the refinancing of the 2021 Refunding LRB
Financial & Management Services	6010	Transfers to - within cat 2021 LEASE REVENUE BONDS REFIN.	6010-99-99-96010-926041		-	2,077,768	2,077,768	To record the budget entries related to the refinancing of the 2021 Refunding LRB
Financial & Management Services	6010	Transfers to - within cat 2015 TAXABLE LEASE REVENUE BONDS	6010-99-99-96010-926040		658,872	(658,872)	-	To record the budget entries related to the refinancing of the 2021 Refunding LRB
Financial & Management Services	6021	Professional Svcs - Other	6021-99-99-96021-620299		4,425	(4,425)	-	To record the budget entries related to the refinancing of the 2021 Refunding LRB
Financial & Management Services	6021	Principal Pymt- Contra Ac	6021-99-99-96021-670312		(920,000)	920,000	-	To record the budget entries related to the refinancing of the 2021 Refunding LRB
Financial & Management Services	6021	Bond Principal	6021-99-99-96021-670314		920,000	(920,000)	-	To record the budget entries related to the refinancing of the 2021 Refunding LRB
Financial & Management Services	6021	Interest Expense	6021-99-99-96021-670410		778,862	(778,862)	-	To record the budget entries related to the refinancing of the 2021 Refunding LRB
Financial & Management Services	6040	Professional Svcs - Other	6040-99-99-96040-620299		5,425	(5,425)	-	To record the budget entries related to the refinancing of the 2021 Refunding LRB
Financial & Management Services	6040	Principal Pymt- Contra Ac	6040-99-99-96040-670312		(225,000)	225,000	-	To record the budget entries related to the refinancing of the 2021 Refunding LRB
Financial & Management Services	6040	Bond Principal	6040-99-99-96040-670314		225,000	(225,000)	-	To record the budget entries related to the refinancing of the 2021 Refunding LRB
Financial & Management Services	6040	Interest Expense	6040-99-99-96040-670410		428,446	(428,446)	-	To record the budget entries related to the refinancing of the 2021 Refunding LRB
Financial & Management Services	6041	Principal Pymt- Contra Ac	6041-99-99-96041-670312		-	(1,445,000)	(1,445,000)	To record the budget entries related to the refinancing of the 2021 Refunding LRB
Financial & Management Services	6041	Bond Principal	6041-99-99-96041-670314		-	1,445,000	1,445,000	To record the budget entries related to the refinancing of the 2021 Refunding LRB

CITY OF MORENO VALLEY

**NON-GENERAL FUND
FY 2022/23 Proposed Amendments**

Department	Fund	Account Description	General Ledger Account	Project	Fiscal Year 2022/23 Amended Budget	Proposed Amendment	Revised Budget	Description - Proposed Adjustment
Financial & Management Services	6041	Interest Expense	6041-99-99-96041-670410		-	316,159	316,159	To record the budget entries related to the refinancing of the 2021 Refunding LRF
Financial & Management Services	6041	Professional Svcs - Other	6041-99-99-96041-620299		-	450	450	To record the budget entries related to the refinancing of the 2021 Refunding LRF
Financial & Management Services	6051	Principal Pymt- Contra Ac	6051-99-99-96051-670312		-	(472,405)	(472,405)	To record the refinancing of the 2018 Streetlight Financing with the 2021 Streetlight Refinancin
Financial & Management Services	6051	Capital Lease Principal	6051-99-99-96051-670210		-	472,405	472,405	To record the refinancing of the 2018 Streetlight Financing with the 2021 Streetlight Refinancin
Financial & Management Services	6051	Interest Expense	6051-99-99-96051-670410		-	235,269	235,269	To record the refinancing of the 2018 Streetlight Financing with the 2021 Streetlight Refinancin
Public Works	6011	CIP Other	6011-70-80-80005-720199	805 0061 6011-99	8,217,041	(15,000)	8,202,041	Council approved project rescheduled from FY 22/23 to FY 21/22
EXPENSES TOTAL					\$ 11,850,219	\$ (991,288)	\$ 10,858,931	

City of Moreno Valley
 FY 2021/22 - 2022/23
 City Position Summary

Position Title	FY	FY	FY	FY	FY
	2020/21	2021/22	2021/22	2022/23	2022/23
	No.	Adj.	No.	Adj.	No.
Accountant I	1	-	1	-	1
Accountant II	1	-	1	-	1
Accounting Asst	3	-	3	-	3
Accounting Technician	1	-	1	-	1
Accounts Payable Supervisor	1	-	1	-	1
Administrative Asst	7	-	7	-	7
Administrative Services Dir	-	-	-	-	-
After School Prog Coordinator	-	-	-	-	-
After School Prog Specialist	-	-	-	-	-
After School Prog Supervisor	-	-	-	-	-
Animal Care Technician	5	-	5	-	5
Animal Care Technician Supervisor	1	-	1	-	1
Animal Control Officer	7	-	7	-	7
Animal Rescue Coordinator	1	-	1	-	1
Animal Services Assistant	4	-	4	-	4
Animal Services Dispatcher	1	-	1	-	1
Animal Services Division Manager	1	-	1	-	1
Animal Services Field Supervisor	1	-	1	-	1
Animal Services License Inspector	1	-	1	-	1
Animal Svcs Office Supervisor	1	-	1	-	1
Applications & DB Admin	1	-	1	-	1
Applications Analyst	1	-	1	-	1
Assistant City Attorney	-	-	-	-	-
Assistant City Clerk	-	-	-	-	-
Assistant Engineer	-	2	2	-	2
Assistant to the City Manager	-	1	1	-	1
Assoc Environmental Engineer	-	-	-	-	-
Associate Engineer	4	(2)	2	-	2
Associate Engineer I / II	-	2	2	-	2
Associate Planner	4	-	4	-	4
Asst Buyer	-	-	-	-	-
Asst City Manager	-	-	-	-	-
Asst Crossing Guard Spvr	1	-	1	-	1
Asst Network Administrator	1	-	1	-	1
Assistant City Manager (Development Services)	1	-	1	-	1
Asst. Applications Analyst	-	-	-	-	-
Assistant City Manager (Administration)/Chief Financial Officer	1	-	1	-	1
Audio Visual Technician	-	2	2	-	2
Banquet Facility Rep	1	-	1	-	1
Budget Officer	-	-	-	-	-
Building & Neighborhood Services Div Mgr	-	-	-	-	-
Building Safety Supervisor	1	-	1	-	1
Building Division Manager / Official	-	1	1	-	1
Building Inspector I I	4	-	4	-	4
Business License Liaison	1	-	1	-	1

City of Moreno Valley
 FY 2021/22 - 2022/23
 City Position Summary

Position Title	FY	FY	FY	FY	FY
	2020/21	2021/22	2021/22	2022/23	2022/23
	No.	Adj.	No.	Adj.	No.
Bus. Support & Neigh Prog Admin	-	-	-	-	-
Cable TV Producer	2	(2)	-	-	-
Capital Projects Division Manager	-	-	-	-	-
Chief Financial Officer/City Treasurer	-	-	-	-	-
Child Care Asst	4	-	4	-	4
Child Care Instructor I I	4	-	4	-	4
Child Care Program Manager	1	-	1	-	1
Child Care Site Supervisor	4	-	4	-	4
City Attorney	-	-	-	-	-
City Clerk	1	-	1	-	1
City Manager	1	-	1	-	1
Code & Neigh Svcs Division Manager	1	(1)	-	-	-
Code & Neigh Svcs Official	-	-	-	-	-
Code Compliance Field Sup.	-	-	-	-	-
Code Compliance Officer I	2	(2)	-	-	-
Code Compliance Officer I I	2	(2)	-	-	-
Comm & Economic Dev Director	-	-	-	-	-
Community Dev Director	1	-	1	-	1
Community Enhancement Officer I	1	5	6	-	6
Community Enhancement Officer II	1	2	3	-	3
Community Enhancement Supervisor	-	1	1	-	1
Community Services Assistant Coordinator	4	-	4	-	4
Community Services Coordinator	4	-	4	-	4
Community Svcs Superintendent	1	-	1	-	1
Community Svcs Supervisor	4	-	4	-	4
Construction Inspector	2	-	2	-	2
Construction Inspector Supervisor	1	-	1	-	1
Crossing Guard	35	-	35	-	35
Crossing Guard Supervisor	1	-	1	-	1
Customer Service Asst	-	-	-	-	-
Dep PW Dir /Asst City Engineer	-	-	-	-	-
Deputy City Attorney I	-	-	-	-	-
Deputy City Attorney I I I	-	-	-	-	-
Deputy City Clerk	1	-	1	-	1
Deputy City Manager	1	-	1	-	1
Deputy Finance Director	1	-	1	-	1
Dep. Comm & Economic Dev Director	-	-	-	-	-
Development Svcs Coordinator	-	-	-	-	-
Economic Dev Director	1	-	1	-	1
Economic Dev Division Mgr	2	-	2	-	2
Electric Utility Chief Engineer	1	-	1	-	1
Electric Utility Division Mgr	1	-	1	-	1
Electric Utility Program Coord	1	-	1	-	1
Emerg Mgmt & Vol Svc Prog Spec	1	-	1	-	1
Emerg Mgmt & Vol Svcs Prog Mgr	1	-	1	-	1

City of Moreno Valley
 FY 2021/22 - 2022/23
 City Position Summary

Position Title	FY	FY	FY	FY	FY
	2020/21	2021/22	2021/22	2022/23	2022/23
	No.	Adj.	No.	Adj.	No.
Engineering Division Manager	1	-	1	-	1
Engineering Technician I I	1	(1)	-	-	-
Enterprise Systems Admin	1	-	1	-	1
Environmental Analyst	-	-	-	-	-
Equipment Operator	4	2	6	-	6
Exec Asst to Mayor / City Council	1	-	1	-	1
Exec. Assistant to the City Manager	-	-	-	-	-
Executive Asst I	7	(1)	6	-	6
Executive Asst I I	-	-	-	-	-
Facilities Maint Mechanic	1	-	1	-	1
Facilities Maint Worker	3	-	3	-	3
Facilities Maintenance Spvr	-	-	-	-	-
Financial Analyst	-	-	-	-	-
Financial Operations Div Mgr	-	-	-	-	-
Financial Resources Div Mgr	1	-	1	-	1
Fire Inspector I	-	-	-	-	-
Fire Inspector I I	-	-	-	-	-
Fire Marshall	-	-	-	-	-
Fire Safety Specialist	-	-	-	-	-
Fleet Supervisor	-	-	-	-	-
Fleet & Facilities Maintenance Supervisor	1	-	1	-	1
GIS Administrator	1	-	1	-	1
GIS/Applications Analyst	1	-	1	-	1
GIS Specialist	1	-	1	-	1
GIS Technician	-	-	-	-	-
Grants Program Manager	-	1	1	-	1
Housing Program Coordinator	-	-	-	-	-
Housing Program Specialist	-	-	-	-	-
Human Resources Analyst	1	-	1	-	1
Human Resources Director	-	-	-	-	-
Human Resources Division Manager	1	-	1	-	1
Human Resources Technician	-	-	-	-	-
Info Technology Technician	2	-	2	-	2
Landscape Development Coord	-	-	-	-	-
Landscape Irrigation Tech	-	-	-	-	-
Landscape Svcs Inspector	2	-	2	-	2
Landscape Svcs Supervisor	1	-	1	-	1
Lead Animal Care Technician	-	-	-	-	-
Lead Facilities Maint Worker	1	-	1	-	1
Lead Maintenance Worker	4	-	4	-	4
Lead Parks Maint Worker	6	1	7	-	7
Lead Traffic Sign/Marking Tech	2	-	2	-	2
Lead Vehicle / Equip Tech	1	-	1	-	1
Legal Secretary	-	-	-	-	-
Lib Serv Div Mgr	-	-	-	-	-

City of Moreno Valley
 FY 2021/22 - 2022/23
 City Position Summary

Position Title	FY	FY	FY	FY	FY
	2020/21	2021/22	2021/22	2022/23	2022/23
	No.	Adj.	No.	Adj.	No.
Librarian	-	-	-	-	-
Library Asst	-	-	-	-	-
Library Circulation Supervisor	-	-	-	-	-
Maint & Operations Div Mgr	1	-	1	-	1
Maintenance Worker I	-	-	-	-	-
Maintenance Worker II	1	-	1	-	1
Maintenance Worker I/II	17	10	27	-	27
Management Aide	7	1	8	-	8
Management Analyst	13	(5)	8	-	8
Management Asst	7	-	7	-	7
Media & Communications Division Manager	1	-	1	-	1
Media & Production Supervisor	-	-	-	-	-
Network Administrator	1	-	1	-	1
Network Systems Specialist	-	1	1	-	1
Office Asst	-	-	-	-	-
Paralegal	1	-	1	-	1
Park Ranger	3	1	4	-	4
Parking Control Officer	2	-	2	-	2
Parks & Community Services Deputy Director	1	-	1	-	1
Parks & Community Services Director	1	-	1	-	1
Parks & Community Services Division Manager	-	-	-	-	-
Parks Maintenance Division Manager	-	-	-	-	-
Parks Maint Superintendent	-	1	1	-	1
Parks Maint Supervisor	2	-	2	-	2
Parks Maint Worker	12	6	18	-	18
Parks Projects Coordinator	-	-	-	-	-
Payroll Supervisor	1	-	1	-	1
Permit Technician	5	-	5	-	5
Planning Commissioner	7	-	7	-	7
Planning Div Mgr / Official	1	-	1	-	1
Principal Accountant	1	-	1	-	1
Principial Engineer	2	-	2	-	2
Principial Engineer / City Traf Engr	1	-	1	-	1
Principal Planner	1	-	1	-	1
Public Information/Intergovernmental Relations Officer	1	-	1	-	1
Public Safety Contract Administrator	1	-	1	-	1
Purch & Facilities Div Mgr	1	-	1	-	1
PW Director / City Engineer	1	(1)	-	-	-
Recreation Program Coord	-	-	-	-	-
Recreation Program Leader	-	-	-	-	-
Recreation Supervisor	-	-	-	-	-
Recycling Specialist	1	-	1	-	1
Resource Analyst	-	-	-	-	-
Risk Division Manager	-	-	-	-	-
Security Guard	2	-	2	-	2

City of Moreno Valley
 FY 2021/22 - 2022/23
 City Position Summary

Position Title	FY	FY	FY	FY	FY
	2020/21	2021/22	2021/22	2022/23	2022/23
	No.	Adj.	No.	Adj.	No.
Spec Dist Budg & Accting Spvr	-	-	-	-	-
Spec Districts Div Mgr	1	-	1	-	1
Special Districts Prog Mgr	-	-	-	-	-
Sr Accountant	3	-	3	-	3
Sr Administrative Asst	14	(1)	13	-	13
Sr Applications Analyst	1	-	1	-	1
Sr Citizens Center Coord	-	-	-	-	-
Sr Code Compliance Officer	1	(1)	-	-	-
Sr. Community Enhancement Officer	1	1	2	-	2
Sr Construction Inspector	2	-	2	-	2
Sr Customer Service Asst	-	-	-	-	-
Sr Deputy City Clerk	1	-	1	-	1
Sr Electrical Engineer	1	-	1	-	1
Sr Engineer, P.E.	4	-	4	-	4
Sr Engineering Technician	1	(1)	-	-	-
Sr Equipment Operator	1	-	1	-	1
Sr Financial Analyst	-	-	-	-	-
Sr GIS Analyst	-	-	-	-	-
Sr Graphics Designer	1	-	1	-	1
Sr Human Resources Analyst	1	-	1	-	1
Sr IT Technician	-	-	-	-	-
Sr Landscape Svcs Inspector	-	-	-	-	-
Sr Management Analyst	4	5	9	-	9
Sr Office Asst	4	(1)	3	-	3
Sr Park Ranger	-	-	-	-	-
Sr Parking Control Officer	1	-	1	-	1
Sr Parks Maint Technician	2	-	2	-	2
Sr Payroll Technician	1	-	1	-	1
Sr Permit Technician	2	-	2	-	2
Sr Planner	1	-	1	-	1
Sr Recreation Program Leader	-	-	-	-	-
Sr Telecomm Technician	1	-	1	-	1
Sr Traffic Engineer	-	-	-	-	-
Sr Traffic Signal Technician	1	-	1	-	1
Storekeeper	-	1	1	-	1
Storm Water Prog Mgr	-	-	-	-	-
Strategic Initiatives Manager	1	-	1	-	1
Street Maintenance Supervisor	2	-	2	-	2
Sustainability & Intergovernmental Prog Mgr	-	-	-	-	-
Technology Services Div Mgr	-	-	-	-	-
Telecomm Engineer / Admin	1	-	1	-	1
Telecomm Technician	1	-	1	-	1
Traffic Operations Supervisor	1	-	1	-	1
Traffic Sign / Marking Tech I	1	-	1	-	1
Traffic Sign/Marking Tech I I	2	-	2	-	2

City of Moreno Valley
 FY 2021/22 - 2022/23
 City Position Summary

Position Title	FY	FY	FY	FY	FY
	2020/21	2021/22	2021/22	2022/23	2022/23
	No.	Adj.	No.	Adj.	No.
Traffic Signal Technician	2	-	2	-	2
Trans Div Mgr / City Traf Engr	-	-	-	-	-
Treasury Operations Div Mgr	1	-	1	-	1
Tree Trimmer	-	-	-	-	-
Vehicle / Equipment Technician	3	-	3	-	3
Total	352	26	378	-	378