



## Report to City Council

---

**TO:** Mayor and City Council

**FROM:** Brian Mohan, Assistant City Manager

**AGENDA DATE:** February 1, 2022

**TITLE:** FISCAL YEAR 2021/22 FIRST QUARTER BUDGET REVIEW AND APPROVAL OF THE FIRST QUARTER BUDGET AMENDMENTS AND REVIEW OF THE OPERATING AND CAPITAL CARRYOVERS FROM FISCAL YEAR 2020/21 (RESO. NOS. 2022-15, CSD 2022-02, SA 2022-01)

---

### **RECOMMENDED ACTION**

#### **Recommendations: That the City Council:**

1. Receive and file the Fiscal Year 2021/22 First Quarter Budget Review.
2. Adopt Resolution No. 2022-15. A resolution of the City Council of the City of Moreno Valley, California, adopting the revised budgets for fiscal years 2021/22 – 2022/23.
3. Approve the City Position Summary.
4. Receive and file the Fiscal Year 2020/21 Carryover Memo.

#### **Recommendations: That the CSD:**

1. Adopt Resolution No. CSD 2022-02. A resolution of the Moreno Valley Community Services District of the City of Moreno Valley, California, adopting the revised operating and capital budgets for Fiscal Years (FY) 2021/22 – 2022/23.

#### **Recommendations: That the City Council as Successor Agency:**

1. Adopt Resolution No. Successor Agency 2022-01. A Resolution of the City Council of the City of Moreno Valley, California, Serving as Successor Agency to the Community Redevelopment Agency of the City of Moreno Valley, California,

adopting the revised operating and capital budget for Fiscal Years 2021/22 – 2022/23.

## **SUMMARY**

This report provides the First Quarter Budget Report, which updates the Mayor and City Council regarding current year financial trends, and provides the Fiscal Year 2021/22 First Quarter Budget Review through September 30, 2021. This report also requests the approval of certain FY 2021/22 and FY 2022/23 revenue and expenditure budget amendments, which include:

- **Historic investment of \$50 Million in Pavement Rehabilitation**
- **\$5.5 Million in additional Public Safety and Beautification & Quality of Life Initiatives**
  - **Fire Squad**
  - **Police Motors & Deputies (3)**
  - **Police Clinical Behavioral Assessment Team**
  - **Community Enhancement Supervisor (1) and Officers (3)**
  - **Public Works Maintenance Team (11)**
  - **Parks Maintenance Team (9)**
  - **Park Ranger**

At the end of FY 2020/21, all unexpended appropriations lapse and revert to fund balance. Once the fiscal year-end closing process has identified the items that are encumbered by purchase order, contract, or other commitment at June 30<sup>th</sup>, these items may become a carryover budget pursuant to City Council Resolution 2021-31 adopted May 4, 2021. A copy of the Carryover Memo for FY 2020/21 has been included for transparency.

This item was noticed on the November 23, 2021 Finance Subcommittee agenda for review and discussion.

## **DISCUSSION**

Based on a long-term practice of maintaining a structurally balanced budget and being identified as one of the most fiscally fit cities in the Country, on May 4, 2021, the City Council continued this trend and adopted the Two-Year Operating Budget for Fiscal Years 2021/22 - 2022/23, while adhering to those past practices. Additionally, as established after the last recession, the budget continues to fund and maintain separate

reserves specifically established for periods of economic uncertainty or natural disasters. The budget included all component units of the City, including the General Fund, Community Services District, Housing Authority and Successor Agency. During the two-year budget period, the City Council will be updated of the City's financial condition through the process of Quarterly Budget Reviews. This ongoing process ensures a forum to review expenditure and revenue changes from the estimates made in the budget document. Additionally, any significant changes in projected revenue or unanticipated expenditures that may occur will be presented to the City Council.

This report provides the FY 2021/22 First Quarter Review for the first three months, July thru September. The first quarter budget review will focus primarily on the City's General Fund. This review will also present three-month operational results from other key funds.

The City Council's direction of "Maintain a Balanced General Fund Budget" serves as a foundation for the fiscal status of City operations. Ongoing funding is directed to sustain ongoing operational expenses; one-time funding is directed toward one-time expenditures. This report identifies the budget adjustments as recommended by the City Manager.

### **FISCAL YEAR 2021/22 FIRST QUARTER REVIEW:**

This First Quarter Report updates the Mayor and City Council regarding current year financial trends and provides the opportunity for the City Council to review the recommended actions as they relate to revenues and expenditures.

#### **General Fund Revenue Update**

Revenue receipts do not follow an even schedule. Although 25% of the fiscal year has elapsed, based on historic trends revenues are estimated to be at approximately 11% of the budgeted amount. Actual revenues received are currently 11% of budget. As the FY 2021/22 revenue estimates were developed prior to the adoption of the budget on May 4, 2021, the revenue estimates may require adjustments based on the FY 2021/22 actuals and revised projections throughout the year. Although there will be variances in some of the amounts budgeted, the total is expected to remain within 1% of the amended budget for the year. It should be noted that the lag in timing of revenue receipts helps illustrate the need for an operating cash reserve throughout each fiscal year.

#### **General Fund Expenditure Update**

Although not all expenditures follow a straight-line spending pattern, operating expenditures should track close to within 25% of budget for the year at the end of the first three months. As of September 30, 2021, total General Fund expenditures were at 25%. This pace is within expectations for most activities in the General Fund.

## **FISCAL YEAR 2021/22 BUDGET ADJUSTMENTS**

The FY 2021/22 General Fund revenue budget, as amended, totals approximately \$118.8 million. Based on economic activity and revenue collections through September 2021, staff is recommending First Quarter budget increase of \$6.2 million to approximately \$125.1 million. This increase is primarily driven by increased sales and cannabis tax revenue.

The FY 2021/22 General Fund expenditures budget as currently amended, and excluding one-time expenditures from fund balance, totals approximately \$119.9 million. The recommended First Quarter budget amendments increase expenditures by \$5.2 million to \$125.1 million. This is primarily due to an increase in the public safety and City beautification programs. *The fund continues to be structurally balanced, without the use of fund balance for ongoing operations.* The specific budget adjustments for the General Fund are summarized in Exhibit A attached to the City Council Resolutions recommended for approval.

<b>Fund</b>	<b>Type (Rev/Exp)</b>	<b>FY 2021/22 Amended Budget (1)</b>	<b>Proposed Adjustments</b>	<b>FY 2021/22 Amended Budget</b>	<b>Proposed Adjustments (%)</b>
General Fund	Rev	\$118,833,941	\$6,274,303	\$125,108,244	<1%
General Fund	Exp	\$119,866,895	\$5,236,269	\$125,103,164	<1%
	Net Total	(\$1,032,954)	\$1,038,034	\$5,080	

(1) Includes FY 2020/21 carryover amounts.

### **Summaries of Other Major Funds**

The following provides a summary of some of the proposed budget adjustments to other major funds. A complete list of all changes are identified in Exhibit A to the Resolutions.

#### **Gas Tax (Fund 2000)**

Increase in City maintenance and beautification efforts.

#### **Zone A Parks (Fund 5011)**

Increase in Parks maintenance and Park Ranger programs.

#### **City Position Summary Action**

The City Position Summary as amended by the City Council serves as an important internal control tool for City Council to establish authorized positions for the City while enabling staff to manage within the authorized and funded positions. The City Position Summary addresses career authorized positions and does not include temporary positions. As a result of operational changes, some positions are being requested to be added based on current and projected demands for those positions and services. Staff recommends the following updates to the City Position Summary:

Department / Position Title		Adjustment	FY 2021/22 Requested Budget Amendment
<u>Community Development Department</u>			
Community Enhancement Supervisor	FT	1	\$177,150
			\$377,690
Community Enhancement Officers I	FT	3	
<u>City Manager</u>			
Executive Assistant I	FT	(1)	\$9,000
Assistant to the City Manager	FT	1	
<u>Fire</u>			
Emergency Management & Volunteer Services Program Manager	PAM/C24	(1)	\$22,000
Emergency Management & Volunteer Services Program Manager	DMG/C30	1	
<u>Parks &amp; Community Services Department</u>			
Parks Maintenance Worker	FT	9	\$887,787
Park Ranger	FT	1	\$103,575
<u>Public Works Department</u>			
Maintenance Worker I/II	FT	10	\$987,930
Equipment Operators	FT	1	\$114,192
Total Adjustment		25	\$2,679,324

## **ALTERNATIVES**

1. Approve Recommended Actions as set forth in this staff report, including the approval of the budget adjustments, as presented in Exhibit A. The approval of these items will allow ongoing activities to be carried out in the current fiscal year and the City is able to modify budgets and operations as necessary through this quarterly review, while retaining a structurally balanced General Fund budget. *Staff recommends this alternative.*
1. Do not approve proposed Recommended Actions as set forth in this staff report, including the resolutions adopting the budget adjustments to the budget, as presented in Exhibit A. *Staff does not recommend this alternative.*

## **FISCAL IMPACT**

The City's Operating and Capital Budgets provide the funding and expenditure plan for all funds. As such, they serve as the City's financial plan for the fiscal year. The fiscal impacts for the proposed budget amendments are identified in Exhibit A.

## **NOTIFICATION**

Publication of the agenda.

## **PREPARATION OF STAFF REPORT**

Prepared By:  
Stephanie Cuff  
Management Analyst

Department Head Approval:  
Brian Mohan  
Chief Financial Officer/City Treasurer

Concurred By:  
Launa Jimenez  
Financial Resources Division Manager

Approved by:  
Mike Lee  
City Manager

## **CITY COUNCIL GOALS**

**Revenue Diversification and Preservation.** Develop a variety of City revenue sources and policies to create a stable revenue base and fiscal policies to support essential City services, regardless of economic climate.

**Public Safety.** Provide a safe and secure environment for people and property in the community, control the number and severity of fire and hazardous material incidents, and provide protection for citizens who live, work and visit the City of Moreno Valley.

**Public Facilities and Capital Projects.** Ensure that needed public facilities, roadway improvements, and other infrastructure improvements are constructed and maintained.

**Positive Environment.** Create a positive environment for the development of Moreno Valley's future.

**Community Image, Neighborhood Pride and Cleanliness.** Promote a sense of community pride and foster an excellent image about our City by developing and executing programs which will result in quality development, enhanced neighborhood preservation efforts, including home rehabilitation and neighborhood restoration.

## **CITY COUNCIL STRATEGIC PRIORITIES**

1. Economic Development
2. Public Safety
3. Library
4. Infrastructure
5. Beautification, Community Engagement, and Quality of Life
6. Youth Programs

## **ATTACHMENTS**

To view large attachments, please click your “bookmarks”  on the left hand side of this document for the necessary attachment.

1. First Quarter Financial Report FY 21-22

2. City Resolution 2022-15
3. CSD Resolution 2022-02
4. SA Resolution 2022-01
5. Exhibit A - Proposed Amendments
6. City Position Summary FY 21-22 - 22-23
7. Carryover Memo & Exhibits

**APPROVALS**

Budget Officer Approval	<u>✓ Approved</u>	1/26/22 11:16 AM
City Attorney Approval	<u>✓ Approved</u>	
City Manager Approval	<u>✓ Approved</u>	1/26/22 12:03 PM


**RESULT:**        **APPROVED BY CONSENT VOTE [3 TO 0]**

**MOVER:**        David Marquez, Council Member

**SECONDER:**    Ulises Cabrera, Council Member

**AYES:**         Dr. Yxstian A. Gutierrez, David Marquez, Ulises Cabrera

**RECUSED:**     Ed Delgado



# City of Moreno Valley Fiscal Year 2021/22 First Quarter Financial Summary

---

**TO:** Mayor and City Council  
**FROM:** Brian Mohan, Chief Financial Officer/City Treasurer  
**DATE:** February 1, 2022

---

## Note from the Chief Financial Officer/City Treasurer

The economic climate is ever changing during this pandemic due to constant changing of the opening/closing guidelines based on new waves of positive cases that are continuing to increase and the detection of new variants. For these reasons, the City must remain optimistically cautious and only increase revenues when they are actually received. Staff will continue to monitor and request quarterly revenue adjustments based on this approach. These revenue adjustments will be offset by replenishing our expenditure levels accordingly.

## INTRODUCTION

On May 4, 2021, the City Council adopted the Two-Year Operating Budget for Fiscal Years (FY) 2021/22 – 2022/23. During the two-year budget period, the City Council will be kept apprised of the City's financial condition through the process of First Quarter, Mid-Year and Third Quarter Reviews. This ongoing process ensures a forum to look at expenditure and revenue deviations from the estimates made in the budget document. Additionally, any significant changes in projected revenue or unanticipated expenditures that may occur will be shared with the City Council.

This report provides a review of the unaudited financial results at the First Quarter of FY 2021/22 (July 2021 – September 2021, 25% of the fiscal year).



## CITYWIDE OPERATING EXPENDITURE SUMMARY

The following table contains a summary of the adopted budget, amended budget and the First Quarter expenditures. The totals represent each major fund type and component unit of the City.

**Table 1. Citywide Operating Expenditures**

	<b>FY 2021/22 Adopted Budget</b>	<b>FY 2021/22 Amended Budget</b>	<b>Actuals as of 9/30/21 (unaudited)</b>	<b>% of Amended Budget</b>
<b>Fund/Component Unit</b>				
General Fund	\$ 118,563,058	\$ 118,704,168	\$ 28,572,242	24.1%
Community Services District (CSD)	25,010,512	25,135,512	4,594,497	18.3%
Successor Agency	4,170,557	4,170,557	801,594	19.2%
Housing Fund	165,000	165,000	184,274	111.7%
Special Revenue Funds	34,986,207	40,987,184	9,777,494	23.9%
Capital Projects Funds	7,649,986	7,649,986	1,647,019	21.5%
Electric Utility Funds	37,867,825	37,951,324	9,518,356	25.1%
Internal Service Funds	12,366,127	12,366,127	3,672,496	29.7%
Debt Service Funds	4,242,688	4,242,688	1,946	0.0%
<b>Total</b>	<b>\$ 245,021,960</b>	<b>\$ 251,372,546</b>	<b>\$ 58,769,918</b>	<b>23.4%</b>

Actions taken by the City Council subsequent to the May 4, 2021 adoption of the two-year budget and included in the Amended Budget are:

- Throughout the fiscal year, there are also budget amendments to reflect the acceptance of grants and adjustments to contractual services and material/supplies. The individual amendments are reviewed as part of separate City Council agenda items.
- The majority of this First Quarter update will focus on the General Fund, as it supports all basic services provided to City residents. Highlights for other key component funds will be discussed at a summary level as well.

GENERAL FUND OPERATING

**Table 2. General Fund Operations**

	FY 2021/22 Adopted Budget	FY 2021/22 Amended Budget	Actuals as of 9/30/21 (unaudited)	% of Amended Budget
<b>Revenues:</b>				
Taxes:				
Property Tax	\$ 18,026,000	\$ 18,026,000	\$ -	0.0%
Property Tax in-lieu	23,855,000	23,855,000	-	0.0%
Utility Users Tax	15,717,540	15,717,540	3,427,725	21.8%
Sales Tax	22,225,000	22,225,000	3,056,677	13.8%
Other Taxes	15,233,787	15,233,787	2,529,658	16.6%
Licenses & Permits	5,363,135	5,363,135	1,244,800	23.2%
Intergovernmental	418,239	559,349	147,832	26.4%
Charges for Services	12,531,982	12,531,982	4,005,312	32.0%
Use of Money & Property	4,466,853	4,466,853	(1,537,196)	-34.4%
Fines & Forfeitures	499,500	499,500	68,193	13.7%
Miscellaneous	166,000	166,000	128,658	77.5%
<b>Total Revenues</b>	<b>\$ 118,503,036</b>	<b>\$ 118,644,146</b>	<b>\$ 13,071,659</b>	<b>11.0%</b>
<b>Expenditures:</b>				
Personnel Services	\$ 24,444,904	\$ 24,444,904	\$ 5,106,018	20.9%
Contractual Services	82,273,089	82,414,199	21,108,887	25.6%
Material & Supplies	1,240,280	1,240,280	312,492	25.2%
General Government	-	-	-	-
Debt Service	-	-	-	-
Fixed Charges	6,166,821	6,166,821	1,495,265	24.2%
Fixed Assets	-	-	-	-
<b>Total Expenditures</b>	<b>\$ 114,125,094</b>	<b>\$ 114,266,204</b>	<b>\$ 28,022,662</b>	<b>24.5%</b>
<i>Excess (Deficiency) of Revenues Over (Under) Expenditures</i>	\$ 4,377,942	\$ 4,377,942	\$ (14,951,003)	
<b>Transfers:</b>				
Transfers In	\$ 65,102	\$ 65,102	\$ 12,501	19.2%
Transfers Out	4,437,964	4,437,964	549,580	12.4%
<b>Net Transfers</b>	<b>\$ (4,372,862)</b>	<b>\$ (4,372,862)</b>	<b>\$ (537,079)</b>	
Total Revenues & Transfers In	\$ 118,568,138	\$ 118,709,248	\$ 13,084,160	11.0%
Total Expenditures & Transfers Out	118,563,058	118,704,168	28,572,242	24.1%
<b>Net Change of Fund Balance</b>	<b>\$ 5,080</b>	<b>\$ 5,080</b>	<b>\$ (15,488,082)</b>	

## General Fund Operating Revenues

The General Fund is comprised of several revenue types. However, the main sources include property tax, utility user's tax, and sales tax. Each of these is affected by different economic activity cycles and pressures.

**Table 3. General Fund Operating Revenues**

	FY 2021/22 Adopted Budget	FY 2021/22 Amended Budget	Actuals as of 9/30/21 (unaudited)	% of Amended Budget
<b>Revenues:</b>				
Taxes:				
Property Tax	\$ 18,026,000	\$ 18,026,000	\$ -	0.0%
Property Tax in-lieu	23,855,000	23,855,000	-	0.0%
Utility Users Tax	15,717,540	15,717,540	3,427,725	21.8%
Sales Tax	22,225,000	22,225,000	3,056,677	13.8%
Other Taxes	15,233,787	15,233,787	2,529,658	16.6%
Licenses & Permits	5,363,135	5,363,135	1,244,800	23.2%
Intergovernmental	418,239	559,349	147,832	26.4%
Charges for Services	12,531,982	12,531,982	4,005,312	32.0%
Use of Money & Property	4,466,853	4,466,853	(1,537,196)	-34.4%
Fines & Forfeitures	499,500	499,500	68,193	13.7%
Miscellaneous	166,000	166,000	128,658	77.5%
<b>Total Revenues</b>	<b>\$ 118,503,036</b>	<b>\$ 118,644,146</b>	<b>\$ 13,071,659</b>	<b>11.0%</b>

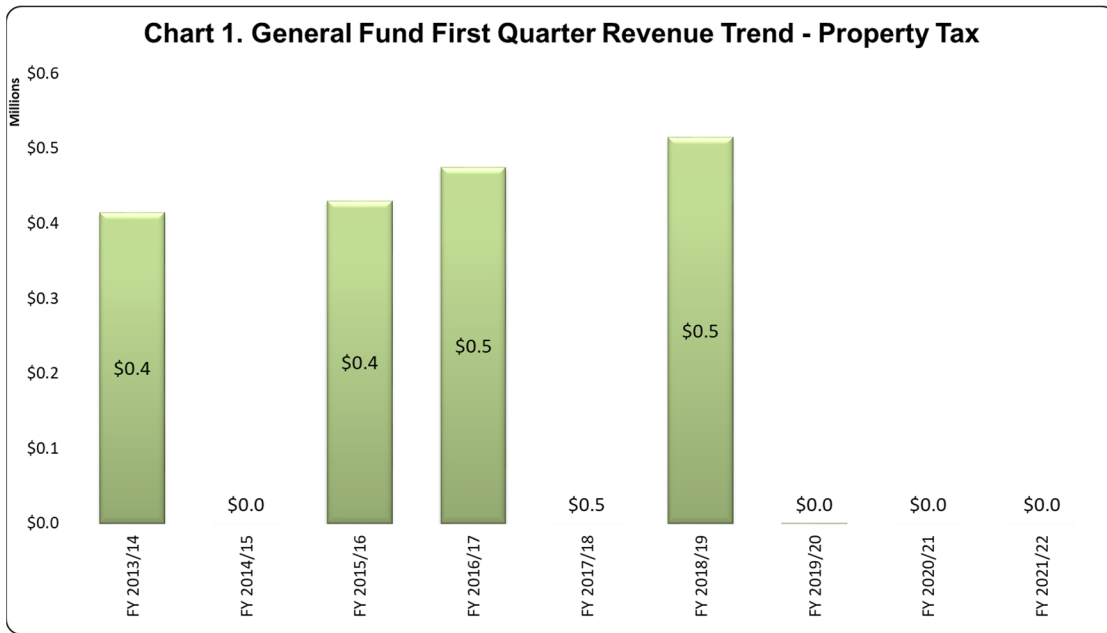
### Property Taxes/Property Taxes In-Lieu

Property taxes were budgeted to increase by 10% from the FY 2020/21 Amended Budget. The annual schedule of property tax payments from the County of Riverside will provide payments to the City based on the following estimated schedule:

#### Secured Property Tax Payment Dates

Settlement 1	January
Settlement 2	May
Settlement 3	August
Teeter Settlement	October

Based on historical averages of actual receipts, the City is estimated to receive less than 1% of the budgeted property tax revenue through First Quarter. The City has currently received 0% through First Quarter. Property taxes will continue to be monitored as property valuations may adjust through the year based on property sales and assessment appeals filed with the County.

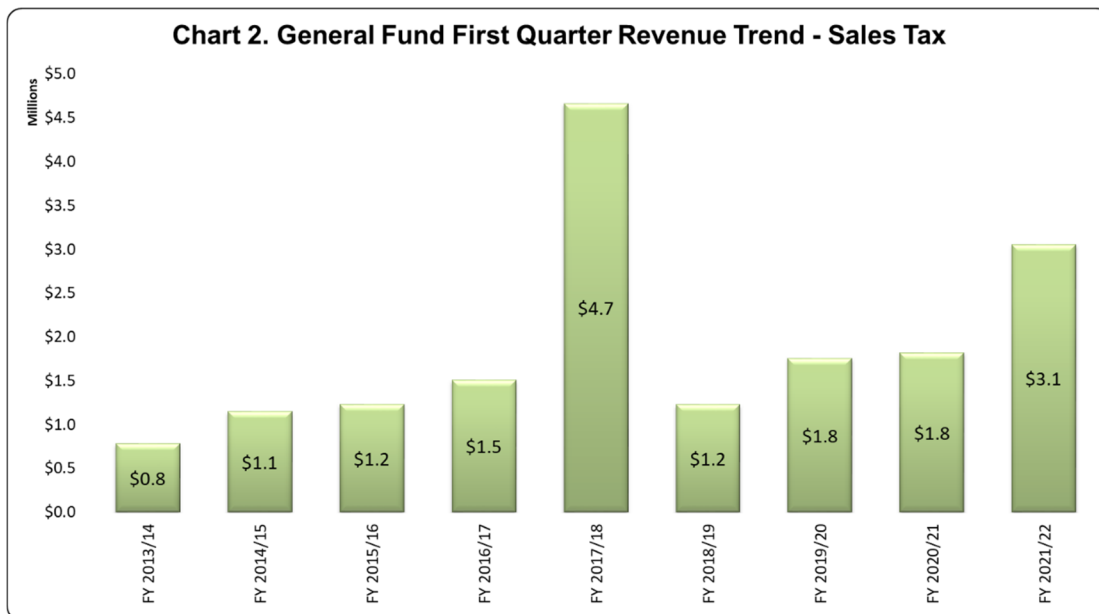


Note: FYs 2014/15, 2017/18, 2019/20, 2020/21 and 2021/22 did not receive any property tax revenues in the first quarter.

### Sales Taxes

Sales taxes were budgeted to increase by 20% from the FY 2020/21 Amended Budget. Sales tax receipts will need to be continually monitored through the year to determine if current trends begin to plateau.

Based on historical averages of actual receipts, the City is estimated to receive 10% of the budgeted sales tax revenue through First Quarter. The City has currently received 14% through First Quarter.

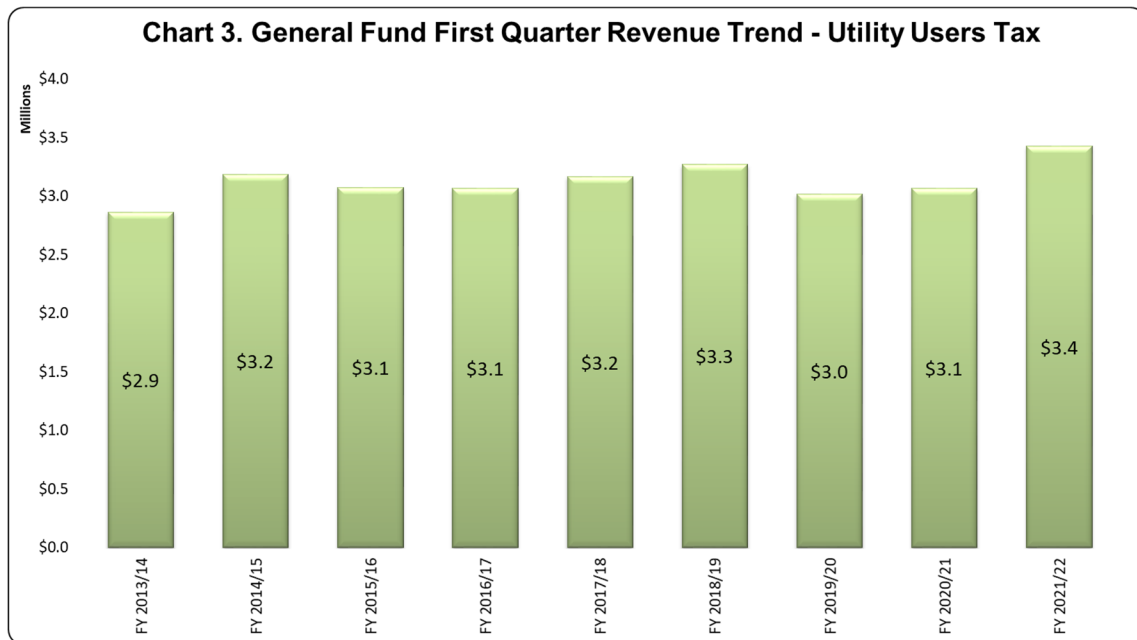


Note: For FY 2017/18, the reversal of revenues accrued to the prior fiscal year in accordance with the Government Accounting Standards Board (GASB) did not occur until the second quarter.

### Utility Users Tax Utility

Utility Users Tax were budgeted to remain the same as compared to FY 2020/21 Amended Budget. This projection is primarily due to competitive forces within the communications markets. Both the wireless and wired markets experienced downturns year over year. Based on our discussions with utility tax experts, there are a couple of causes for this trend. First is competition and bundling practices within the market as more small players continue to join the market. Second is the migration of customers from contract plans to prepaid plans.

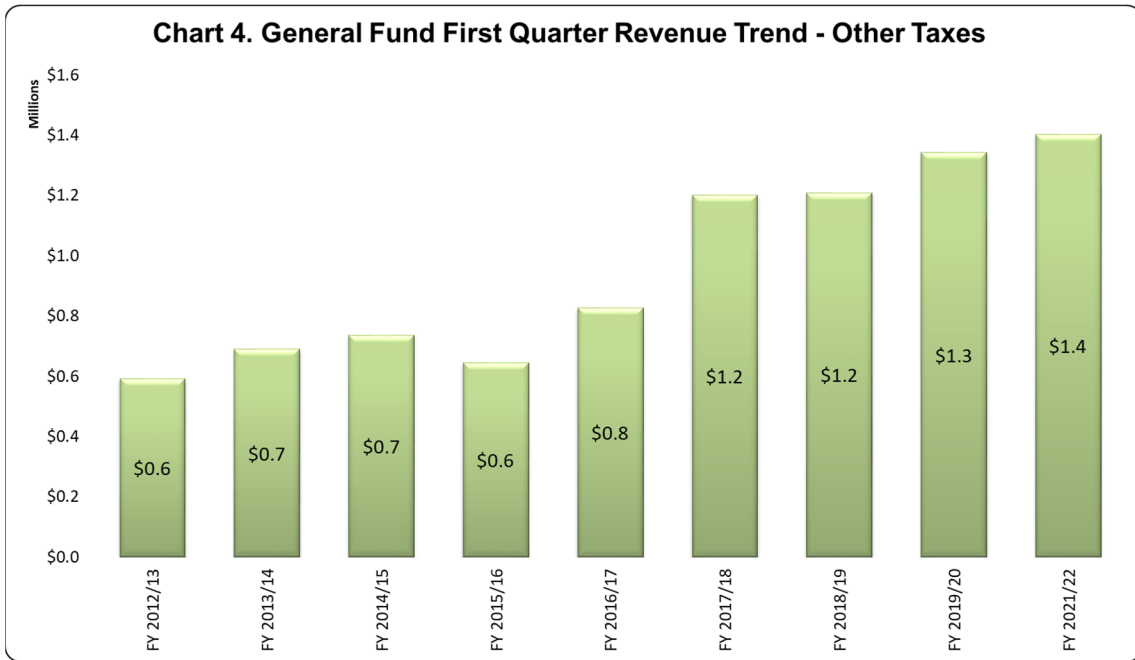
Based on historical averages of actual receipts, the City is estimated to receive 19% of the budgeted utility users tax revenue through First Quarter. The City has currently received 22% through First Quarter.



### Other Taxes

Other taxes are primarily composed of Business Gross Receipts, Transient Occupancy Tax, Documentary Transfer Tax, and Franchise Fees. Collectively, other taxes were budgeted to increase 21% from the FY 2020/21 Amended Budget.

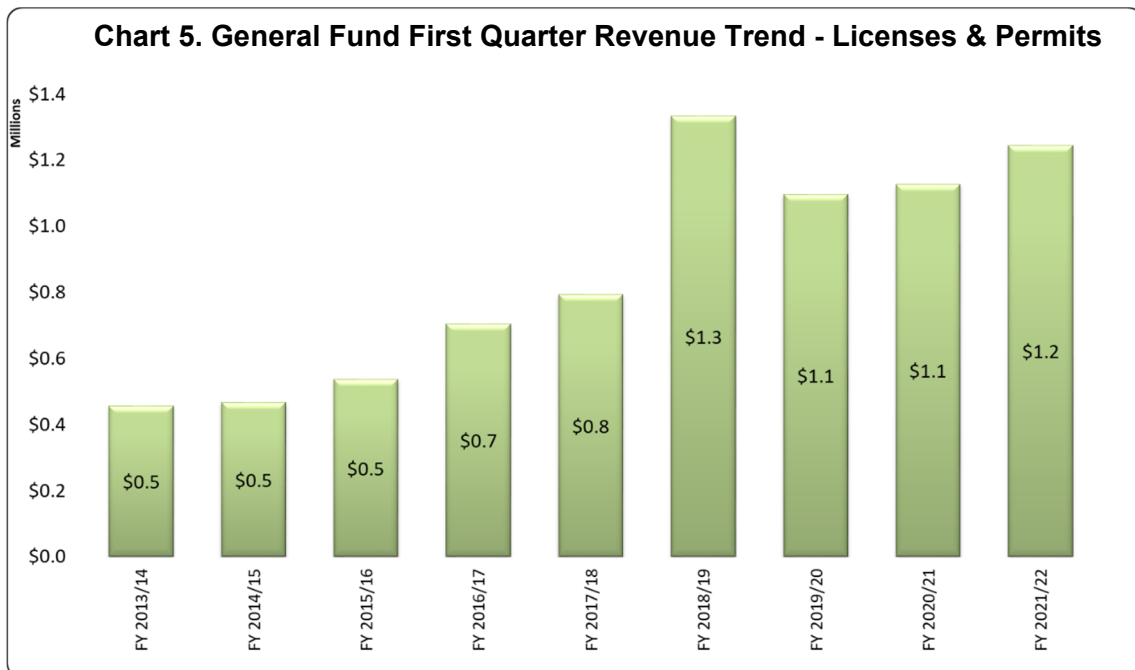
Based on historical averages of actual receipts, the City is estimated to receive 9% of the budgeted Other Taxes revenue through First Quarter. The City has currently received 11% through First Quarter.



**Licenses & Permits**

Licenses & Permits are primarily composed of Business and Animal Licenses, along with Building, Electrical, Mechanical, Plumbing and other permits. Collectively, Licenses & Permits were budgeted to increase by 4% from the FY 2020/21 Amended Budget. This increase reflects increases due to Commercial Cannabis Business Permits. This budget will be monitored for a possible future increase.

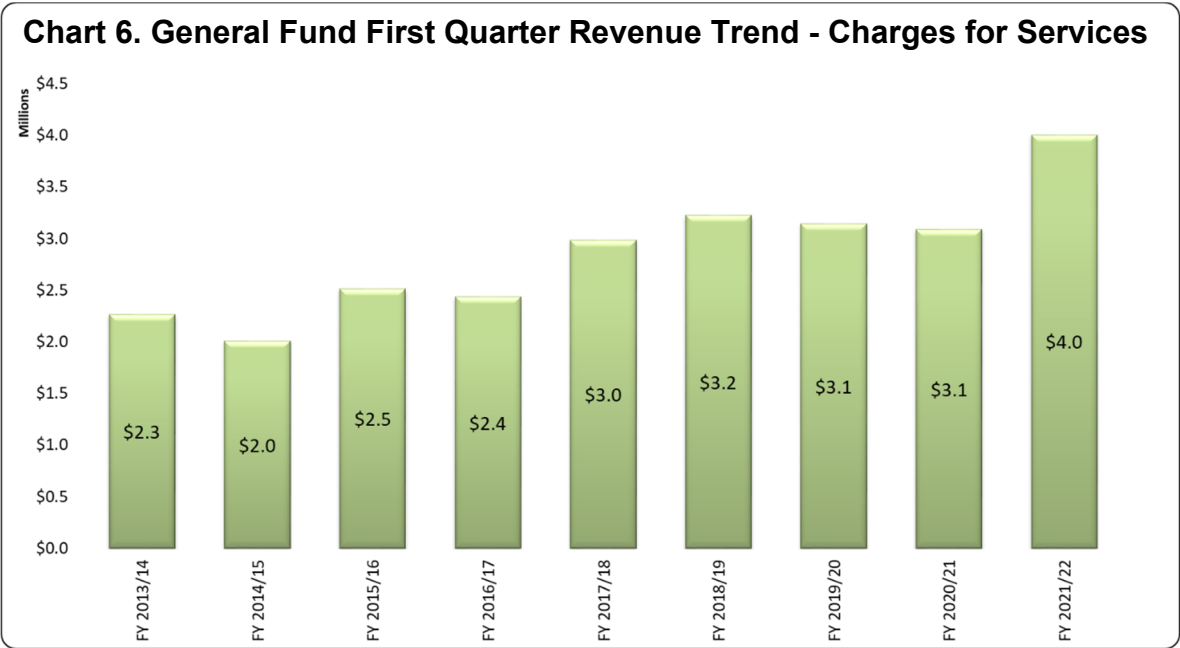
Based on historical averages of actual receipts, the City is estimated to receive 24% of the budgeted Licenses & Permits revenue through First Quarter. The City has currently received 23% through First Quarter. The collection rate is related primarily to building and business license permit activities.



**Charges for Services**

Charges for Services are primarily composed of Plan Check Fees, Inspection Fees, Administrative Charges to other funds, and Parking Control Fines. Collectively, Charges for Services were conservatively budgeted to increase by 8% from the FY 2020/21 Amended Budget.

Based on historical averages of actual receipts, the City is estimated to receive 24% of the budgeted Charges for Services revenue through First Quarter. The City has currently received 32% through First Quarter.



**Use of Money and Property**

Investment income continues to remain low due to extremely low rates of return for fixed income investments, but has increased over the last year due to actions taken by the Federal Open Market Committee (FOMC). The investments achieved a Yield to Maturity (YTM) for September 2021 of 1.38%. In addition, the City maintained funds in the State Local Agency Investment Fund Pool (LAIF) with a YTM of .21%. In the first three months, the FOMC decreased the federal funds target rate by 225 basis points to 0.0% - 0.50%. This is a very low rate of return compared to historical experience, but is indicative of how investment income is performing everywhere, which is the reason the City utilizes the active management approach.

## General Fund Expenditures

Expenditures are being spent in-line with prior year expenditures. Each Department's activities will be monitored throughout the year as they may be impacted by different operational activities and project timelines.

**Table 4. General Fund Expenditures**

	FY 2021/22 Adopted Budget	FY 2021/22 Amended Budget	Actuals as of 9/30/21 (unaudited)	% of Amended Budget
<b>Department</b>				
City Council	\$ 970,927	\$ 970,927	\$ 179,029	18.4%
City Clerk	1,036,287	1,036,287	124,050	12.0%
City Manager	1,593,535	1,593,535	338,148	21.2%
City Attorney	486,154	486,154	85,671	17.6%
Community Development	10,691,528	10,691,528	1,951,164	18.2%
Economic Development	2,194,910	2,194,910	385,272	17.6%
Financial & Management Services	13,524,673	13,524,673	2,146,054	15.9%
Public Works	9,008,298	9,008,298	1,862,398	20.7%
Non-Departmental	6,045,219	6,045,219	1,734,028	28.7%
<b>Non-Public Safety Subtotal</b>	<b>\$ 45,551,531</b>	<b>\$ 45,551,531</b>	<b>\$ 8,805,814</b>	<b>19.3%</b>
<b>Public Safety</b>				
Police	\$ 50,404,105	\$ 50,545,215	\$ 10,322,622	20.4%
Fire	22,607,422	22,607,422	9,443,807	41.8%
<b>Public Safety Subtotal</b>	<b>\$ 73,011,527</b>	<b>\$ 73,152,637</b>	<b>\$ 19,766,428</b>	<b>27.0%</b>
<b>Total</b>	<b>\$ 118,563,058</b>	<b>\$ 118,704,168</b>	<b>\$ 28,572,242</b>	



## OTHER KEY FUNDS

The following summaries describe other major funds in the City.

### **Moreno Valley Community Services District**

The Moreno Valley Community Services District (CSD) was formed by the voters in 1984 to collect fees and certain taxes to provide an array of services including parks, recreation and community services, streetlights, landscaping and ongoing maintenance. The CSD provides these services through separate “zones” that define the services that are provided.

For certain zones, the primary revenue source used to provide services to properties is parcel fees or taxes levied on properties via their annual tax bill. Proposition 218, passed by California voters in November 1996, and has posed a serious challenge to managing the future operation of the CSD zones. Prop. 218 requires any revenue increase to be addressed through a voting process by affected property owners. For a period following the initial implementation of Prop. 218, the CSD was successful in receiving approval for some new or increased revenues. There were also revenue increases due to the growth of developed parcels within the zones. However, due to cost increases that exceed any offsetting increases in the revenues over the past years, and the recent economic downturn slowing new parcel growth, property owners have been resistant to efforts to fully fund service levels.

**Table 5. CSD Operations**

	FY 2021/22 Adopted Budget	FY 2021/22 Amended Budget	Actuals as of 9/30/21 (unaudited)	% of Amended Budget
<b>Revenues:</b>				
Taxes:				
Property Tax	\$ 6,066,819	\$ 6,066,819	\$ -	0.0%
Other Taxes	6,725,350	6,725,350	-	0.0%
Intergovernmental	-	-	23,683	0.0%
Charges for Services	5,616,509	5,616,509	254,603	4.5%
Use of Money & Property	956,955	1,056,955	40,868	3.9%
Fines & Forfeitures	30,000	30,000	1,202	4.0%
Miscellaneous	20,210	20,210	1,787	8.8%
Transfers In	1,627,341	1,627,341	392,652	24.1%
<b>Total Revenues</b>	<b>\$ 21,043,184</b>	<b>\$ 21,143,184</b>	<b>\$ 714,795</b>	<b>3.4%</b>
<b>Expenditures:</b>				
Library Services Fund (5010)	\$ 3,031,763	\$ 3,031,763	\$ 769,241	25.4%
Zone A Parks Fund (5011)	11,157,192	11,282,192	2,436,138	21.6%
LMD 2014-01 Residential Street Lighting Fund (5012)	1,579,938	1,579,938	228,718	14.5%
Zone C Arterial Street Lighting Fund (5110)	910,683	910,683	118,004	13.0%
Zone D Standard Landscaping Fund (5111)	2,130,836	2,130,836	209,764	9.8%
Zone E Extensive Landscaping Fund (5013)	440,374	440,374	48,395	11.0%
5014 LMD 2014-02	3,288,189	3,288,189	404,220	12.3%
Zone M Median Fund (5112)	600,719	600,719	46,863	7.8%
CFD No. 1 (5113)	1,741,052	1,741,052	322,716	18.5%
Zone S Financial & Management Svcs (5114)	82,766	82,766	10,436	12.6%
5211 Zone A Parks - Restricted Assets	47,000	47,000	-	0.0%
<b>Total Expenditures</b>	<b>\$ 25,010,512</b>	<b>\$ 25,135,512</b>	<b>\$ 4,594,497</b>	<b>18.3%</b>
<b>Net Change or Adopted Use of Fund Balance</b>	<b>\$ (3,967,328)</b>	<b>\$ (3,992,328)</b>	<b>\$ (3,879,702)</b>	

## Community Services District Zone A – Parks & Community Services

The largest Zone within the CSD is Zone A. It accounts for the administration and maintenance of the Parks & Community Services facilities and programs. Funding sources for these services come from a combination of property taxes, fees for service and smaller amounts from other City funds.

**Table 6. CSD Zone A Operations**

	FY 2021/22 Adopted Budget	FY 2021/22 Amended Budget	Actuals as of 9/30/21 (unaudited)	% of Amended Budget
<b>Revenues:</b>				
Taxes:				
Property Tax	\$ 3,294,219	\$ 3,294,219	\$ -	0.0%
Other Taxes	4,977,000	4,977,000	-	0.0%
Charges for Services	943,709	943,709	228,966	24.3%
Use of Money & Property	804,255	904,255	162,071	17.9%
Miscellaneous	20,200	20,200	205	1.0%
<b>Total Revenues</b>	<b>\$ 10,039,383</b>	<b>\$ 10,139,383</b>	<b>\$ 391,242</b>	<b>3.9%</b>
<b>Expenditures:</b>				
35010 Parks & Comm Svcs - Admin	\$ 1,181,144	\$ 1,181,144	\$ 135,454	11.5%
35210 Park Maintenance - General	3,932,946	3,932,946	950,816	24.2%
35211 Contract Park Maintenance	470,474	470,474	96,555	20.5%
35212 Park Ranger Program	372,265	372,265	63,625	17.1%
35213 Golf Course Program	483,424	483,424	114,910	23.8%
35214 Parks Projects	89,359	89,359	13,987	15.7%
35216 CFD#1	-	-	4,171	0.0%
35310 Senior Program	623,053	623,053	147,002	23.6%
35311 Community Services	342,961	342,961	61,337	17.9%
35312 Community Events	268,083	268,083	84,973	31.7%
35313 Conf & Rec Cntr	476,676	476,676	126,208	26.5%
35314 Conf & Rec Cntr - Banquet	383,233	383,233	82,915	21.6%
35315 Recreation Programs	1,203,085	1,203,085	314,792	26.2%
35317 July 4th Celebration	111,990	111,990	82,207	73.4%
35318 Sports Programs	613,175	613,175	100,621	16.4%
35319 Towngate Community Center	29,800	29,800	5,784	19.4%
35320 Amphitheater	41,805.00	166,805.00	17,755	10.6%
80003 CIP - Buildings	533,719.00	533,719.00	-	0.0%
95011 Non-Dept Zone A Parks	-	-	33,026	0.0%
<b>Total Expenditures</b>	<b>\$ 11,157,192</b>	<b>\$ 11,282,192</b>	<b>\$ 2,436,138</b>	<b>21.6%</b>
<b>Net Change or Adopted Use of Fund Balance</b>	<b>\$ (1,117,809)</b>	<b>\$ (1,142,809)</b>	<b>\$ (2,044,896)</b>	

## Electric Utility

The Moreno Valley Utility (MVU) manages the operation, maintenance and business planning of the City's electric utility. MVU's basic purpose is to purchase and distribute electricity to customers in newly developed areas of the City. The City began serving new customers in February 2004, and now serves more than 7,276 customers. As it reaches fiscal and operational maturity, MVU will continue to be a key component of the City's economic development strategy. The City Council has established special tiered rates for electric utility customers based upon factors such as the number of jobs created.

The main revenue source for this fund is derived from charges for services. The customer base includes residential, commercial and industrial customers. The growth in customer base will continue to provide for the ability to create rate stabilization and replacement reserve funding.

**Table 7. MVU Operations**

	FY 2021/22 Adopted Budget	FY 2021/22 Amended Budget	Actuals as of 9/30/21 (unaudited)	% of Amended Budget
<b>Revenues:</b>				
Taxes:				
Charges for Services	\$ 39,836,825	\$ 39,836,825	13,209,006	33.2%
Use of Money & Property	333,000	333,000	(271,431)	-81.5%
Miscellaneous	152,500	152,500	18,757	12.3%
<b>Total Revenues</b>	<b>\$ 40,322,325</b>	<b>\$ 40,322,325</b>	<b>\$ 12,956,331</b>	<b>32.1%</b>
<b>Expenditures:</b>				
45510 Electric Utility - General	\$ 28,900,142	\$ 28,900,142	\$ 8,060,382	27.9%
45511 Public Purpose Program	1,644,148	1,644,148	291,894	17.8%
45512 SCE Served Street Lights	835,000	835,000	97,324	11.7%
80005 CIP - Electric Utility	1,489,536	1,573,035	203,326	12.9%
96010 Non-Dept Electric	-	-	10,181	0.0%
96030 Non-Dept 2005 Lease Revenue Bonds	2,600,000	2,600,000	668,912	25.7%
96021 Non-Dept 2016 Tax LRB of 07 Tax	807,900	807,900	250	0.0%
96031 Non-Dept 2013 Refunding 05 LRB	13,245	13,245	27	0.2%
96032 Non-Dept 2014 Refunding 2005 LRB	119,418	119,418	27	0.0%
96040 Non-Dept 2015 Taxable LRB	441,106	441,106	250	0.1%
96050 Non-Dept 2018 Streetlight Fin	380,705	380,705	185,282	48.7%
96060 Non-Dept 2019 Taxable LRB	636,625	636,625	500	0.1%
<b>Total Expenditures</b>	<b>\$ 37,867,825</b>	<b>\$ 37,951,324</b>	<b>\$ 9,518,356</b>	<b>25.1%</b>
<b>Net Change or Adopted Use of Fund Balance</b>	<b>\$ 2,454,500</b>	<b>\$ 2,371,001</b>	<b>\$ 3,437,975</b>	

MVU's revenues and expenses will fluctuate annually based on energy demands.

## SUMMARY

The City of Moreno Valley has experienced certain levels of growth and continued to maintain a structurally balanced Budget without the use of reserves.

The economic climate is ever changing during this pandemic due to constant changing of the opening/closing guidelines based on new waves of positive cases that are continuing to increase and the detection of new variants. For these reasons, the City must remain optimistically cautious and only increase revenues when they are actually received. Staff will continue to monitor and request quarterly revenue adjustment based on this approach. These revenue adjustments will be offset by replenishing our expenditure levels accordingly.

RESOLUTION NO. 2022-XX

A RESOLUTION OF THE CITY COUNCIL OF THE CITY OF MORENO VALLEY, CALIFORNIA, ADOPTING THE REVISED OPERATING AND CAPITAL BUDGETS FOR FISCAL YEAR 2021/22 and 2022/23

WHEREAS, the City Council approved the Operating and Capital Budgets for the City for Fiscal Year 2021/22 and 2022/23, a copy of which, as may have been amended by the City Council, is on file in the Office of the City Clerk and is available for public inspection; and

WHEREAS, the City Council approves amendments to the budgets throughout the fiscal year and such prior amendments are reflected within the current amended budget and further ratified as part of the adoption of the quarterly budget amendments; and

WHEREAS, the City Manager has heretofore submitted to the City Council proposed amendments to the Operating and Capital Budgets for the City for Fiscal Year 2021/22 and 2022/23, a copy of which, as may have been amended by the City Council, is on file in the Office of the City Clerk and is available for public inspection; and

WHEREAS, the said proposed amendments to the Operating and Capital Budgets contain estimates of the services, activities and projects comprising the budget, and contains expenditure requirements and the resources available to the City; and

WHEREAS, the said proposed amendments to the Operating and Capital Budgets contain the estimates of uses of fund balance as required to stabilize the delivery of City services during periods of operational deficits; and

WHEREAS, the City Council has made such revisions to the proposed amended Operating and Capital Budgets as so desired; and

WHEREAS, the amended Operating and Capital Budgets, as herein approved, will enable the City Council to make adequate financial plans and will ensure that City officers can administer their respective functions in accordance with such plans.

NOW, THEREFORE, THE CITY COUNCIL OF THE CITY OF MORENO VALLEY, CALIFORNIA, DOES HEREBY RESOLVE AS FOLLOWS:

1. The proposed amendments to the Operating and Capital Budgets, as Exhibit A to this Resolution and as on file in the Office of the City Clerk, and as may have been amended by the City Council, are hereby approved and adopted as the annual Operating and Capital Budgets of the City of Moreno Valley for Fiscal Year 2021/22 and 2022/23.

2. The Proposed Amendments to City Position Summary included within the staff report and contained in the City Position Summary attached as Attachment 6 and on file in the Office of the City Clerk, and as may have been amended by the City Council, is hereby adopted as part of the Approved City Position Summary of the City of Moreno Valley for Fiscal Year 2021/22 and 2022/23.
3. The amounts of proposed expenditures, which include the uses of fund balance specified in the approved budget, are hereby appropriated for the various budget programs and units for said fiscal years.
4. Within fifteen (15) days after the adoption of this Resolution, the City Clerk shall certify to the adoption hereof and, as so certified, cause a copy to be posted in at least three (3) public places within the City.

BE IT FURTHER RESOLVED that this Resolution shall take effect immediately upon its adoption.

APPROVED AND ADOPTED this 1<sup>st</sup> day of February, 2022.

\_\_\_\_\_  
Mayor of the City of Moreno Valley

ATTEST:

\_\_\_\_\_  
City Clerk

APPROVED AS TO FORM:

\_\_\_\_\_  
City Attorney

**RESOLUTION JURAT**

STATE OF CALIFORNIA        )  
COUNTY OF RIVERSIDE       ) ss.  
CITY OF MORENO VALLEY     )

I, Pat Jacquez-Nares, City Clerk of the City of Moreno Valley, California, do hereby certify that Resolution No. 2022-XX was duly and regularly adopted by the City Council of the City of Moreno Valley at a regular meeting thereof held on the 1<sup>st</sup> day of February, 2022 by the following vote:

AYES:

NOES:

ABSENT:

ABSTAIN:

(Council Members, Mayor Pro Tem and Mayor)

\_\_\_\_\_  
CITY CLERK

(SEAL)

RESOLUTION NO. CSD 2022-XX

A RESOLUTION OF THE MORENO VALLEY COMMUNITY SERVICES DISTRICT OF THE CITY OF MORENO VALLEY, CALIFORNIA, ADOPTING THE REVISED OPERATING AND CAPITAL BUDGETS FOR FISCAL YEAR 2021/22 and 2022/23

WHEREAS, the CSD Board approved the Operating and Capital Budgets for the City for Fiscal Year 2021/22 and 2022/23, a copy of which, as may have been amended by the CSD Board, is on file in the Office of the City Clerk and is available for public inspection; and

WHEREAS, the CSD Board approves amendments to the budgets throughout the fiscal year and such prior amendments are reflected within the current amended budget and further ratified as part of the adoption of the quarterly budget amendments; and

WHEREAS, the City Manager has heretofore submitted to the President and Board Members of the Moreno Valley Community Services District proposed amendments to the Operating and Capital Budgets for the District for Fiscal Year 2021/22 and 2022/23, a copy of which, as may have been amended by the District's Board of Directors, is on file in the Office of the City Clerk and is available for public inspection; and

WHEREAS, the said proposed amendments to the Operating and Capital Budgets contain estimates of the services, activities and projects comprising the budget, and contain expenditure requirements and the resources available to the Community Services District; and

WHEREAS, the said proposed amendments to the Operating and Capital Budgets contain the estimates of uses of fund balance as required to stabilize the delivery of CSD services during periods of operational deficits; and

WHEREAS, the President and Board of Directors have made such revisions to the proposed amended Operating and Capital Budgets as so desired; and

WHEREAS, the amended Operating and Capital Budgets, as herein approved, will enable the Community Services District to make adequate financial plans and will ensure that District officers can administer their respective functions in accordance with such plans.

NOW, THEREFORE, THE MORENO VALLEY COMMUNITY SERVICES DISTRICT OF THE CITY OF MORENO VALLEY, CALIFORNIA, DOES HEREBY RESOLVE AS FOLLOWS:



1. The proposed amendments to the Operating and Capital Budgets, as Exhibit A to this Resolution and as on file in the Office of the City Clerk, and as may have been amended by the Community Services District's Board of Directors, is hereby approved and adopted as the annual Operating and Capital Budgets of the Moreno Valley Community Services District for the Fiscal Year 2021/22 and 2022/23.
2. The amounts of proposed expenditures, which include the uses of fund balance specified in the approved budget, are hereby appropriated for the various budget programs and units for said fiscal years.
3. Within fifteen (15) days after the adoption of this Resolution, the City Clerk shall certify to the adoption hereof and, as so certified, cause a copy to be posted in at least three (3) public places within the City.

BE IT FURTHER RESOLVED that this Resolution shall take effect immediately upon its adoption.

APPROVED AND ADOPTED this 1<sup>st</sup> day of February, 2022.

---

Mayor of the City of Moreno Valley,  
Acting in the capacity of President of the  
Moreno Valley Community Services District

ATTEST:

---

City Clerk, acting in the capacity of  
Secretary of the Moreno Valley  
Community Services District

APPROVED AS TO FORM:

---

City Attorney, acting in the capacity  
of General Counsel of the Moreno  
Valley Community Services District

**RESOLUTION JURAT**

STATE OF CALIFORNIA     )  
COUNTY OF RIVERSIDE    ) ss.  
CITY OF MORENO VALLEY )

I, Pat Jacquez-Nares, Secretary of the Moreno Valley Community Services District, Moreno Valley, California do hereby certify that Resolution No. CSD 2022-XX was duly and regularly adopted by the Board of Directors of the Moreno Valley Community Services District at a regular meeting held on the 1<sup>st</sup> day of February, 2022 by the following vote:

AYES:

NOES:

ABSENT:

ABSTAIN:

(Board members, Vice-President and President)

\_\_\_\_\_  
SECRETARY

(SEAL)

RESOLUTION NO. SA 2022-XX  
A RESOLUTION OF THE SUCCESSOR AGENCY TO THE  
COMMUNITY REDEVELOPMENT AGENCY OF THE CITY  
OF MORENO VALLEY, CALIFORNIA, ADOPTING THE  
REVISED OPERATING AND CAPITAL BUDGETS FOR  
FISCAL YEAR 2021/22 and 2022/23

WHEREAS, the Mayor and City Council of the City of Moreno Valley as Successor Agency to the Community Redevelopment Agency of the City of Moreno Valley approved the Operating and Capital Budgets for the City for Fiscal Year 2021/22 and 2022/23, a copy of which, as may have been amended by the Successor Agency to the Community Redevelopment Agency of the City of Moreno Valley, is on file in the Office of the City Clerk and is available for public inspection; and

WHEREAS, the Mayor and City Council of the City of Moreno Valley as Successor Agency to the Community Redevelopment Agency of the City of Moreno Valley approves amendments to the budgets throughout the fiscal year and such prior amendments are reflected within the current amended budget and further ratified as part of the adoption of the quarterly budget amendments; and

WHEREAS, the City Manager has heretofore submitted to the Mayor and City Council of the City Moreno Valley as Successor Agency to the Community Redevelopment Agency of the City of Moreno Valley proposed amendments to the Operating and Capital Budgets for the Agency for Fiscal Year 2021/22 and 2022/23, a copy of which, as may have been amended by the Successor Agency to the Community Redevelopment Agency of the City of Moreno Valley, is on file in the Office of the City Clerk and is available for public inspection; and

WHEREAS, the said proposed amendments to the Operating and Capital Budgets contain estimates of the services, activities and projects comprising the budget, and contain expenditure requirements and the resources available to the Successor Agency; and

WHEREAS, the said proposed amendments to the Operating and Capital Budgets contain the estimates of uses of fund balance as required to stabilize the delivery of Successor Agency to the Community Redevelopment Agency of the City of Moreno Valley services during periods of operational deficits; and

WHEREAS, the Mayor and City Council have made such revisions to the proposed amended Operating and Capital Budgets as so desired; and

WHEREAS, the amended Operating and Capital Budgets, as herein approved, will enable the Successor Agency to the Community Redevelopment Agency of the City of Moreno Valley to make adequate financial plans and will ensure that City officers can administer their respective functions in accordance with such plans.

NOW, THEREFORE, THE CITY COUNCIL OF THE CITY OF MORENO VALLEY, CALIFORNIA, DOES HEREBY RESOLVE AS FOLLOWS:

1. The proposed amendments to the Operating and Capital Budgets, as Exhibit A to this Resolution and as on file in the Office of the City Clerk, and as may have been amended by the Successor Agency to the Community Redevelopment Agency of the City of Moreno Valley, is hereby approved and adopted as the annual Operating and Capital Budgets of the Moreno Valley Successor Agency to the Community Redevelopment Agency of the City of Moreno Valley for Fiscal Year 2021/22 and 2022/23.
2. The amounts of proposed expenditures, which include the uses of fund balance specified in the approved budget, are hereby appropriated for the various budget programs and units for said fiscal years.
3. Within fifteen (15) days after the adoption of this Resolution, the City Clerk shall certify to the adoption hereof and, as so certified, cause a copy to be posted in at least three (3) public places within the City.

BE IT FURTHER RESOLVED that this Resolution shall take effect immediately upon its adoption.

APPROVED AND ADOPTED this 1<sup>st</sup> day of February, 2022.

\_\_\_\_\_  
Mayor of the City of Moreno Valley

ATTEST:

\_\_\_\_\_  
City Clerk

APPROVED AS TO FORM:

\_\_\_\_\_  
City Attorney

**RESOLUTION JURAT**

STATE OF CALIFORNIA     )  
COUNTY OF RIVERSIDE    ) ss.  
CITY OF MORENO VALLEY )

I, Pat Jacquez-Nares, City Clerk of the City of Moreno Valley, California do hereby certify that Resolution No. SA 2022-XX was duly and regularly adopted by the City Council of the City of Moreno Valley at a regular meeting held on the 1<sup>st</sup> day of February, 2022 by the following vote:

AYES:

NOES:

ABSENT:

ABSTAIN:

(Council Members, Mayor Pro Tem and Mayor)

---

SECRETARY

(SEAL)

**CITY OF MORENO VALLEY  
GENERAL FUND  
FY 2021/22 Proposed Amendments**

Department	Fund	Account Description	General Ledger Account	Project	Fiscal Year 2021/22 Amended Budget	Proposed Amendment	Revised Budget	Description - Proposed Adjustment
Financial & Management Services	1010	Cannabis Business Tax	1010-99-99-91010-402000		\$ 2,200,000	\$ 1,100,000	\$ 3,300,000	Based on projected revenue.
Financial & Management Services	1010	Sales Tax - General	1010-99-99-91010-402000		22,350,000	5,174,303	27,524,303	Based on projected revenue.
<b>REVENUE TOTAL</b>					<b>\$ 24,550,000</b>	<b>\$ 6,274,303</b>	<b>\$ 30,824,303</b>	
Community Development	1010	Salaries-Regular - Other	1010-20-26-20110-611199		\$ -	\$ 554,840	\$ 554,840	Increase staff in Community Enhancement program.
Financial & Management Services	1010	Professional Svcs - Audit Svcs	1010-30-36-25110-620220		-	48,945	48,945	Expected consulting services.
Financial & Management Services	1010	Transfers to GAS TAX FUND	1010-99-99-91010-902000		326,000	(326,000)	-	Elimination of transfer.
Financial & Management Services	1010	Transfers to CAPITAL PROJECTS REIMBURSEMENT	1010-99-99-91010-903008		-	23,815,617	23,815,617	ARPA program.
Fire	1010	Agency Svcs - Cnty	1010-40-45-30110-620320		20,156,500	(7,144,685)	13,011,815	ARPA program.
Fire	1010	Agency Svcs - Cnty	1010-40-45-30110-620320		20,156,500	1,000,000	21,156,500	Increase in Public Safety.
Fire	1010	Mach-Equip-New - Vehicles	1010-40-45-30110-660312		-	200,000	200,000	Increase in Public Safety.
Parks & Community Services	1010	Transfers to ZONE "A" PARKS FUND	1010-99-99-91010-905011		-	991,362	991,362	Transfer for Parks personnel.
Police	1010	Agency Svcs - Cnty	1010-60-65-40010-620320		508,210	1,400,000	1,908,210	Increase in Public Safety.
Police	1010	Mach-Equip-New - Vehicles	1010-60-67-40210-660312		-	90,000	90,000	Increase in Public Safety.
Police	1010	Agency Svcs - Cnty	1010-60-66-40110-620320		29,146,425	(16,670,932)	12,475,493	ARPA program.
Public Works	1010	Salaries-Regular - Other	1010-70-78-45311-611199		-	1,102,122	1,102,122	Increase staff in City Maintenance program.
Public Works	1010	Maint & Repair - Machine Equip	1010-70-78-45311-620930		-	175,000	175,000	Increase in City Maintenance program.
<b>EXPENSES TOTAL</b>					<b>\$ 70,293,635</b>	<b>\$ 5,236,269</b>	<b>\$ 75,529,904</b>	

**CITY OF MORENO VALLEY  
NON - GENERAL FUND  
FY 2021/22 Proposed Amendments**

Department	Fund	Account Description	General Ledger Account	Project	Fiscal Year 2021/22 Amended Budget	Proposed Amendment	Revised Budget	Description - Proposed Adjustment
Financial & Management Services	2000	Transfers in - from GENERAL FUND	2000-99-99-92000-801010		\$ 326,000	\$ (326,000)	\$ -	Elimination of transfer.
Financial & Management Services	3008	Transfers in - from GENERAL FUND	3008-99-99-93008-801010		-	23,815,617	23,815,617	ARPA program.
Financial & Management Services	7220	Transfers in - within cate TECHNOLOGY REPLACEMENT RESERVE	7220-99-99-97220-827230		200,000	19,344	\$ 219,344	Expected project expense.
Parks & Community Services	5011	Transfers in - from GENERAL FUND	5011-99-99-95011-801010		-	991,362	\$ 991,362	Transfer for Parks personnel.
<b>REVENUE TOTAL</b>					<b>\$ 526,000</b>	<b>\$ 24,500,323</b>	<b>\$ 25,026,323</b>	

Department	Fund	Account Description	General Ledger Account	Project	Fiscal Year 2021/22 Amended Budget	Proposed Amendment	Revised Budget	Description - Proposed Adjustment
Financial & Management Services	2050	ISF - Purchasing - Copier Charge	2050-30-79-25722-690320		\$ 1	\$ (1)	\$ -	Updating budget to zero.
Financial & Management Services	7210	Computers - Software Utilities	7210-30-39-25413-630911		1	(1)	-	Updating budget to zero.
Financial & Management Services	7220	Professional Svcs - Other	7220-30-39-25455-620299		1	(1)	-	Updating budget to zero.
Financial & Management Services	7220	General Contingency Rsrv.	7220-30-39-25455-700236		1	(1)	-	Updating budget to zero.
Financial & Management Services	4800	Salaries-Reimbursable (In/Out)	4800-30-36-20801-611510		-	32,909	32,909	Expected reimburseable expense.
Financial & Management Services	7230	Transfers to - within cat TECHNOLOGY SERVICES ASSET FUND	7230-99-99-97230-927220		200,000	19,344	219,344	Expected project expense.
Financial & Management Services	7220	CIP Other	7220-30-39-80009-720199	809 0001 30 39	-	19,344	19,344	Expected project expense.
Parks & Community Services	5011	Salaries-Regular - Other	5011-50-57-35210-611199		-	887,787	887,787	Increase staff in Parks Maintenance program.
Parks & Community Services	5011	Salaries-Regular - Other	5011-50-57-35212-611199		-	103,575	103,575	Increase staff in Parks Ranger program.
Public Works	3008	CIP Other	3008-70-77-80001-720199	801 0096	-	23,815,617	23,815,617	Citywide Pavement Rehabilitation Program.
Public Works	2010	Maint & Repair - Bidg & Ground	2010-70-29-25804-620910		54,155	10,000	64,155	Budgeting for expected expenditures.
<b>EXPENSES TOTAL</b>					<b>\$ 254,159</b>	<b>\$ 24,888,572</b>	<b>\$ 25,142,731</b>	

**CITY OF MORENO VALLEY  
GENERAL FUND  
FY 2022/23 Proposed Amendments**

Department	Fund	Account Description	General Ledger Account	Project	Fiscal Year 2022/23 Amended Budget	Proposed Amendment	Revised Budget	Description - Proposed Adjustment
Financial & Management Services	1010	Sales Tax - General	1010-99-99-91010-402000		\$ 22,350,000	\$ 4,722,324	\$ 27,072,324	Based on projected revenue.
<b>REVENUE TOTAL</b>					<b>\$ 22,350,000</b>	<b>\$ 4,722,324</b>	<b>\$ 27,072,324</b>	

Community Development	1010	Salaries-Regular - Other	1010-20-26-20110-611199		\$ -	\$ 554,840	\$ 554,840	Increase staff in Community Enhancement program.
Financial & Management Services	1010	Transfers to GAS TAX FUND	1010-99-99-91010-902000		326,000	(326,000)	-	Elimination of transfer.
Financial & Management Services	1010	Transfers to CAPITAL PROJECTS REIMBURSEMENT	1010-99-99-91010-903008		-	23,815,617	23,815,617	ARPA program.
Fire	1010	Agency Svcs - Cnty	1010-40-45-30110-620320		20,156,500	(7,144,685)	13,011,815	ARPA program.
Fire	1010	Agency Svcs - Cnty	1010-40-45-30110-620320		20,156,500	1,000,000	21,156,500	Increase in Public Safety.
Parks & Community Services	1010	Transfers to ZONE "A" PARKS FUND	1010-99-99-91010-905011		-	991,362	991,362	Transfer for Parks personnel.
Police	1010	Agency Svcs - Cnty	1010-60-65-40010-620320		508,210	1,400,000	1,908,210	Increase in Public Safety.
Police	1010	Agency Svcs - Cnty	1010-60-66-40110-620320		29,146,425	(16,670,932)	12,475,493	ARPA program.
Public Works	1010	Salaries-Regular - Other	1010-70-78-45311-611199		-	1,102,122	1,102,122	Increase staff in City Maintenance program.
<b>EXPENSES TOTAL</b>					<b>\$ 70,293,635</b>	<b>\$ 4,722,324</b>	<b>\$ 75,015,959</b>	

**CITY OF MORENO VALLEY  
NON-GENERAL FUND  
FY 2022/23 Proposed Amendments**

Department	Fund	Account Description	General Ledger Account	Project	Fiscal Year 2022/23 Amended Budget	Proposed Amendment	Revised Budget	Description - Proposed Adjustment
Financial & Management Services	2000	Transfers in - from GENERAL FUND	2000-99-99-92000-801010		\$ 326,000	\$ (326,000)	\$ -	Elimination of transfer.
Financial & Management Services	3008	Transfers in - from GENERAL FUND	3008-99-99-93008-801010		-	23,815,617	23,815,617	ARPA program.
Parks & Community Services	5011	Transfers in - from GENERAL FUND	5011-99-99-95011-801010		0	991,362	991,362	Transfer for Parks personnel.
<b>REVENUE TOTAL</b>					<b>\$ 326,000</b>	<b>\$ 24,480,979</b>	<b>\$ 24,806,979</b>	

Financial & Management Services	2050	ISF - Purchasing - Copier Charge	2050-30-79-25722-690320		\$ 1	\$ (1)	\$ -	Updating budget to zero.
Financial & Management Services	7210	Computers - Software Utilities	7210-30-39-25413-630911		1	(1)	-	Updating budget to zero.
Financial & Management Services	7220	Professional Svcs - Other	7220-30-39-25455-620299		1	(1)	-	Updating budget to zero.
Financial & Management Services	7220	General Contingency Rsrv.	7220-30-39-25455-700236		1	(1)	-	Updating budget to zero.
Financial & Management Services	4800	Salaries-Reimbursable (In/Out)	4800-30-36-20801-611510		-	30,191	30,191	Expected reimbursable expense.
Parks & Community Services	5011	Salaries-Regular - Other	5011-50-57-35210-611199		-	887,787	887,787	Increase staff in Parks Maintenance program.
Parks & Community Services	5011	Salaries-Regular - Other	5011-50-57-35212-611199		-	103,575	103,575	Increase staff in Parks Ranger program.
Public Works	3008	CIP Other	3008-70-77-80001-720199	801 0097	-	23,815,617	23,815,617	Citywide Pavement Rehabilitation Program.
Public Works	2010	Maint & Repair - Bldg & Ground	2010-70-29-25804-620910		54,155	10,000	64,155	Budgeting for expected expenditures.
<b>EXPENSES TOTAL</b>					<b>\$ 54,159</b>	<b>\$ 24,847,166</b>	<b>\$ 24,901,325</b>	

City of Moreno Valley  
 FY 2021/22 - 2022/23  
 City Position Summary

Position Title	FY	FY	FY	FY	FY
	2020/21	2021/22	2021/22	2022/23	2022/23
	No.	Adj.	No.	Adj.	No.
Accountant I	1	-	1	-	1
Accountant II	1	-	1	-	1
Accounting Asst	3	-	3	-	3
Accounting Technician	1	-	1	-	1
Accounts Payable Supervisor	1	-	1	-	1
Administrative Asst	7	-	7	-	7
Administrative Services Dir	-	-	-	-	-
After School Prog Coordinator	-	-	-	-	-
After School Prog Specialist	-	-	-	-	-
After School Prog Supervisor	-	-	-	-	-
Animal Care Technician	5	-	5	-	5
Animal Care Technician Supervisor	1	-	1	-	1
Animal Control Officer	7	-	7	-	7
Animal Rescue Coordinator	1	-	1	-	1
Animal Services Assistant	4	-	4	-	4
Animal Services Dispatcher	1	-	1	-	1
Animal Services Division Manager	1	-	1	-	1
Animal Services Field Supervisor	1	-	1	-	1
Animal Services License Inspector	1	-	1	-	1
Animal Svcs Office Supervisor	1	-	1	-	1
Applications & DB Admin	1	-	1	-	1
Applications Analyst	1	-	1	-	1
Assistant City Attorney	-	-	-	-	-
Assistant City Clerk	-	-	-	-	-
Assistant to the City Manager	-	1	1	-	1
Assoc Environmental Engineer	-	-	-	-	-
Associate Engineer	4	(2)	2	-	2
Associate Engineer I / II	-	2	2	-	2
Associate Planner	4	-	4	-	4
Asst Buyer	-	-	-	-	-
Asst City Manager	-	-	-	-	-
Asst Crossing Guard Spvr	1	-	1	-	1
Asst Network Administrator	1	-	1	-	1
Assistant City Manager (Development Services)	1	-	1	-	1
Asst. Applications Analyst	-	-	-	-	-
Assistant City Manager (Administration)/Chief Financial Officer	1	-	1	-	1
Audio Visual Technician	-	2	2	-	2
Banquet Facility Rep	1	-	1	-	1
Budget Officer	-	-	-	-	-
Building & Neighborhood Services Div Mgr	-	-	-	-	-
Building Safety Supervisor	1	-	1	-	1
Building Division Manager / Official	-	1	1	-	1
Building Inspector I I	4	-	4	-	4
Business License Liaison	1	-	1	-	1
Bus. Support & Neigh Prog Admin	-	-	-	-	-



City of Moreno Valley  
 FY 2021/22 - 2022/23  
 City Position Summary

Position Title	FY	FY	FY	FY	FY
	2020/21	2021/22	2021/22	2022/23	2022/23
	No.	Adj.	No.	Adj.	No.
Cable TV Producer	2	(2)	-	-	-
Capital Projects Division Manager	-	-	-	-	-
Chief Financial Officer/City Treasurer	-	-	-	-	-
Child Care Asst	4	-	4	-	4
Child Care Instructor I I	4	-	4	-	4
Child Care Program Manager	1	-	1	-	1
Child Care Site Supervisor	4	-	4	-	4
City Attorney	-	-	-	-	-
City Clerk	1	-	1	-	1
City Manager	1	-	1	-	1
Code & Neigh Svcs Division Manager	1	(1)	-	-	-
Code & Neigh Svcs Official	-	-	-	-	-
Code Compliance Field Sup.	-	-	-	-	-
Code Compliance Officer I	2	(2)	-	-	-
Code Compliance Officer I I	2	(2)	-	-	-
Comm & Economic Dev Director	-	-	-	-	-
Community Dev Director	1	-	1	-	1
Community Enhancement Officer I	1	5	6	-	6
Community Enhancement Officer II	1	2	3	-	3
Community Enhancement Supervisor	-	1	1	-	1
Community Services Assistant Coordinator	4	-	4	-	4
Community Services Coordinator	4	-	4	-	4
Community Svcs Superintendent	1	-	1	-	1
Community Svcs Supervisor	4	-	4	-	4
Construction Inspector	2	-	2	-	2
Construction Inspector Supervisor	1	-	1	-	1
Crossing Guard	35	-	35	-	35
Crossing Guard Supervisor	1	-	1	-	1
Customer Service Asst	-	-	-	-	-
Dep PW Dir /Asst City Engineer	-	-	-	-	-
Deputy City Attorney I	-	-	-	-	-
Deputy City Attorney I I I	-	-	-	-	-
Deputy City Clerk	1	-	1	-	1
Deputy City Manager	1	-	1	-	1
Deputy Finance Director	1	-	1	-	1
Dep. Comm & Economic Dev Director	-	-	-	-	-
Development Svcs Coordinator	-	-	-	-	-
Economic Dev Director	1	-	1	-	1
Economic Dev Division Mgr	2	-	2	-	2
Electric Utility Chief Engineer	1	-	1	-	1
Electric Utility Division Mgr	1	-	1	-	1
Electric Utility Program Coord	1	-	1	-	1
Emerg Mgmt & Vol Svc Prog Spec	1	-	1	-	1
Emerg Mgmt & Vol Svcs Prog Mgr	1	-	1	-	1
Engineering Division Manager	1	-	1	-	1

City of Moreno Valley  
 FY 2021/22 - 2022/23  
 City Position Summary

Position Title	FY	FY	FY	FY	FY
	2020/21	2021/22	2021/22	2022/23	2022/23
	No.	Adj.	No.	Adj.	No.
Engineering Technician I I	1	-	1	-	1
Enterprise Systems Admin	1	-	1	-	1
Environmental Analyst	-	-	-	-	-
Equipment Operator	4	1	5	-	5
Exec Asst to Mayor / City Council	1	-	1	-	1
Exec. Assistant to the City Manager	-	-	-	-	-
Executive Asst I	7	(1)	6	-	6
Executive Asst I I	-	-	-	-	-
Facilities Maint Mechanic	1	-	1	-	1
Facilities Maint Worker	3	-	3	-	3
Facilities Maintenance Spvr	-	-	-	-	-
Financial Analyst	-	-	-	-	-
Financial Operations Div Mgr	-	-	-	-	-
Financial Resources Div Mgr	1	-	1	-	1
Fire Inspector I	-	-	-	-	-
Fire Inspector I I	-	-	-	-	-
Fire Marshall	-	-	-	-	-
Fire Safety Specialist	-	-	-	-	-
Fleet Supervisor	-	-	-	-	-
Fleet & Facilities Maintenance Supervisor	1	-	1	-	1
GIS Administrator	1	-	1	-	1
GIS/Applications Analyst	1	-	1	-	1
GIS Specialist	1	-	1	-	1
GIS Technician	-	-	-	-	-
Grants Program Manager	-	1	1	-	1
Housing Program Coordinator	-	-	-	-	-
Housing Program Specialist	-	-	-	-	-
Human Resources Analyst	1	-	1	-	1
Human Resources Director	-	-	-	-	-
Human Resources Division Manager	1	-	1	-	1
Human Resources Technician	-	-	-	-	-
Info Technology Technician	2	-	2	-	2
Landscape Development Coord	-	-	-	-	-
Landscape Irrigation Tech	-	-	-	-	-
Landscape Svcs Inspector	2	-	2	-	2
Landscape Svcs Supervisor	1	-	1	-	1
Lead Animal Care Technician	-	-	-	-	-
Lead Facilities Maint Worker	1	-	1	-	1
Lead Maintenance Worker	4	-	4	-	4
Lead Parks Maint Worker	6	-	6	-	6
Lead Traffic Sign/Marking Tech	2	-	2	-	2
Lead Vehicle / Equip Tech	1	-	1	-	1
Legal Secretary	-	-	-	-	-
Lib Serv Div Mgr	-	-	-	-	-
Librarian	-	-	-	-	-

City of Moreno Valley  
 FY 2021/22 - 2022/23  
 City Position Summary

Position Title	FY	FY	FY	FY	FY
	2020/21	2021/22	2021/22	2022/23	2022/23
	No.	Adj.	No.	Adj.	No.
Library Asst	-	-	-	-	-
Library Circulation Supervisor	-	-	-	-	-
Maint & Operations Div Mgr	1	-	1	-	1
Maintenance Worker I	-	-	-	-	-
Maintenance Worker II	1	-	1	-	1
Maintenance Worker I/II	17	10	27	-	27
Management Aide	7	1	8	-	8
Management Analyst	13	(3)	10	-	10
Management Asst	7	-	7	-	7
Media & Communications Division Manager	1	-	1	-	1
Media & Production Supervisor	-	-	-	-	-
Network Administrator	1	-	1	-	1
Office Asst	-	-	-	-	-
Paralegal	1	-	1	-	1
Park Ranger	3	1	4	-	4
Parking Control Officer	2	-	2	-	2
Parks & Community Services Deputy Director	1	-	1	-	1
Parks & Community Services Director	1	-	1	-	1
Parks & Community Services Division Manager	-	-	-	-	-
Parks Maintenance Division Manager	-	-	-	-	-
Parks Maint Superintendent	-	1	1	-	1
Parks Maint Supervisor	2	-	2	-	2
Parks Maint Worker	12	8	20	-	20
Parks Projects Coordinator	-	-	-	-	-
Payroll Supervisor	1	-	1	-	1
Permit Technician	5	-	5	-	5
Planning Commissioner	7	-	7	-	7
Planning Div Mgr / Official	1	-	1	-	1
Principal Accountant	1	-	1	-	1
Principial Engineer	2	-	2	-	2
Principial Engineer / City Traf Engr	1	-	1	-	1
Principal Planner	1	-	1	-	1
Public Information/Intergovernmental Relations Officer	1	-	1	-	1
Public Safety Contract Administrator	1	-	1	-	1
Purch & Facilities Div Mgr	1	-	1	-	1
PW Director / City Engineer	1	(1)	-	-	-
Recreation Program Coord	-	-	-	-	-
Recreation Program Leader	-	-	-	-	-
Recreation Supervisor	-	-	-	-	-
Recycling Specialist	1	-	1	-	1
Resource Analyst	-	-	-	-	-
Risk Division Manager	-	-	-	-	-
Security Guard	2	-	2	-	2
Spec Dist Budg & Accting Spvr	-	-	-	-	-
Spec Districts Div Mgr	1	-	1	-	1

City of Moreno Valley  
 FY 2021/22 - 2022/23  
 City Position Summary

Position Title	FY	FY	FY	FY	FY
	2020/21	2021/22	2021/22	2022/23	2022/23
	No.	Adj.	No.	Adj.	No.
Special Districts Prog Mgr	-	-	-	-	-
Sr Accountant	3	-	3	-	3
Sr Administrative Asst	14	(1)	13	-	13
Sr Applications Analyst	1	-	1	-	1
Sr Citizens Center Coord	-	-	-	-	-
Sr Code Compliance Officer	1	(1)	-	-	-
Sr. Community Enhancement Officer	1	1	2	-	2
Sr Construction Inspector	2	-	2	-	2
Sr Customer Service Asst	-	-	-	-	-
Sr Deputy City Clerk	1	-	1	-	1
Sr Electrical Engineer	1	-	1	-	1
Sr Engineer, P.E.	4	-	4	-	4
Sr Engineering Technician	1	-	1	-	1
Sr Equipment Operator	1	-	1	-	1
Sr Financial Analyst	-	-	-	-	-
Sr GIS Analyst	-	-	-	-	-
Sr Graphics Designer	1	-	1	-	1
Sr Human Resources Analyst	1	-	1	-	1
Sr IT Technician	-	-	-	-	-
Sr Landscape Svcs Inspector	-	-	-	-	-
Sr Management Analyst	4	3	7	-	7
Sr Office Asst	4	(1)	3	-	3
Sr Park Ranger	-	-	-	-	-
Sr Parking Control Officer	1	-	1	-	1
Sr Parks Maint Technician	2	-	2	-	2
Sr Payroll Technician	1	-	1	-	1
Sr Permit Technician	2	-	2	-	2
Sr Planner	1	-	1	-	1
Sr Recreation Program Leader	-	-	-	-	-
Sr Telecomm Technician	1	-	1	-	1
Sr Traffic Engineer	-	-	-	-	-
Sr Traffic Signal Technician	1	-	1	-	1
Storekeeper	-	1	1	-	1
Storm Water Prog Mgr	-	-	-	-	-
Strategic Initiatives Manager	1	-	1	-	1
Street Maintenance Supervisor	2	-	2	-	2
Sustainability & Intergovernmental Prog Mgr	-	-	-	-	-
Technology Services Div Mgr	-	-	-	-	-
Telecomm Engineer / Admin	1	-	1	-	1
Telecomm Technician	1	-	1	-	1
Traffic Operations Supervisor	1	-	1	-	1
Traffic Sign / Marking Tech I	1	-	1	-	1
Traffic Sign/Marking Tech II	2	-	2	-	2
Traffic Signal Technician	2	-	2	-	2
Trans Div Mgr / City Traf Engr	-	-	-	-	-

City of Moreno Valley  
 FY 2021/22 - 2022/23  
 City Position Summary

<b>Position Title</b>	<b>FY 2020/21 No.</b>	<b>FY 2021/22 Adj.</b>	<b>FY 2021/22 No.</b>	<b>FY 2022/23 Adj.</b>	<b>FY 2022/23 No.</b>
Treasury Operations Div Mgr	1	-	1	-	1
Tree Trimmer	-	-	-	-	-
Vehicle / Equipment Technician	3	-	3	-	3
<b>Total</b>	<b>352</b>	<b>25</b>	<b>377</b>	<b>-</b>	<b>377</b>

**MEMORANDUM**

---

To: Mike Lee, City Manager  
From: Brian Mohan, Assistant City Manager/Chief Financial Officer *Bm*  
Date: November 30, 2021  
Subject: Approval of Carryover Appropriations from Fiscal Year 2020/21

---

Council adopted Resolution 2021-31 on May 4, 2021 giving the Chief Financial Officer and City Manager the following authority:

Certain capital projects, programs and commitments have been previously approved by the City Council for appropriation in fiscal year 2020/21 and current adoption of fiscal year 2021/22, the Chief Financial Officer shall be authorized to carryover such appropriation budgets for these items as approved by the City Manager.

For your consideration, the attached carryover exhibits are enclosed for your review. Your signature below will provide the approval to record all requested carryover adjustments.



---

Mike Lee  
City Manager

Enclosed: Exhibit A - Carryover  
Exhibit B - CIP Carryover

RESOLUTION NO. 2021-31

A RESOLUTION OF THE CITY COUNCIL OF THE CITY OF  
MORENO VALLEY, CALIFORNIA, ADOPTING THE  
BUDGET FOR FISCAL YEARS 2021/22 – 2022/23

WHEREAS, the City Manager has heretofore submitted to the City Council a Proposed Budget for the City for Fiscal Years 2021/22 – 2022/23, a copy of which, as may have been amended by the City Council, is on file in the Office of the City Clerk and is available for public inspection; and

WHEREAS, the said Proposed Budget contains estimates of the services, activities and projects comprising the budget, and contains expenditure requirements and the resources available to the City; and

WHEREAS, the said Proposed Budget contains the estimates of uses of fund balance as required to stabilize the delivery of City services during periods of operational deficits; and

WHEREAS, the City Council has made such revisions to the Proposed Budget as so desired; and

WHEREAS, the Proposed Budget, as herein approved, will enable the City Council to make adequate financial plans and will ensure that City officers can administer their respective functions in accordance with such plans; and

WHEREAS, the City Council approves appropriations at the fund level, the City Manager may transfer appropriations, between departments and within their respective funds, as long as those appropriations do not exceed their fund total unless approved by Council; and

WHEREAS, it is the intent to ensure that maximum efficiency and savings are realized in the procurement of the annual technology maintenance agreements, the City Manager is authorized to approve such agreements as long as budget was previously appropriated by the City Council and approved by the City Attorney; and

WHEREAS, it is the intent to ensure that maximum efficiency and savings are realized in the procurement of the annual legal services agreements, the City Manager is authorized to approve such agreements as long as budget was previously appropriated by the City Council and approved by the City Attorney; and

WHEREAS, it is the intent to ensure that maximum efficiency and savings are realized in the procurement of the Moreno Valley Utility purchase power agreements less than five years, the City Manager is authorized to approve such agreements as long as budget was previously appropriated by the City Council and approved by the City Attorney; and

WHEREAS, the City may not hire in excess of the approved number of positions as indicated by the budget detail without the approval of the City Council; and

WHEREAS, the Capital Improvement Plan (CIP) will be presented to City Council for adoption prior to June 30, 2021, the Chief Financial Officer shall be authorized to consolidate the approved CIP with the approved and adopted Budget and make minor adjustments in order to finalize the adopted budget book for the purpose of completing the Government Finance Officers Association and California Society of Municipal Finance Officers award program requirements and final public distribution; and

WHEREAS, for certain contracts, agreements and commitments which have been previously approved by the City Council for appropriation in previous fiscal years, the City Manager shall be authorized to extend the termination and expiration dates of any such the contracts, agreements and commitments as long as there is no change to the dollar amount of the original Council approval, and


WHEREAS, certain capital projects, programs and commitments have been previously approved by the City Council for appropriation in fiscal year 2020/21 and current adoption of fiscal year 2021/22, the Chief Financial Officer shall be authorized to carry over such appropriation budgets for these items as approved by the City Manager.

NOW, THEREFORE, THE CITY COUNCIL OF THE CITY OF MORENO VALLEY, CALIFORNIA, DOES HEREBY RESOLVE AS FOLLOWS:

1. The Proposed Budget, as Exhibit A to this Resolution and as on file in the Office of the City Clerk is hereby approved and adopted as the Budget of the City of Moreno Valley for the Fiscal Years 2021/22 – 2022/23.
2. The amounts of proposed expenditures, which include the uses of fund balance specified in the approved budget, are hereby appropriated for the various budget programs and units for said fiscal years.
3. Pursuant to Section 53901 of the California Government Code, by not later than August 30, 2021, the City Clerk shall file a copy of this Resolution with the Auditor/Controller of the County of Riverside.
4. Within fifteen (15) days after the adoption of this Resolution, the City Clerk shall certify to the adoption hereof and, as so certified, cause a copy to be posted in at least three (3) public places within the City.



APPROVED AND ADOPTED this 4<sup>th</sup> day of May, 2021.

  
Victoria Baca  
Mayor Pro Tem  
City of Moreno Valley

ATTEST

  
Pat Jacquez-Nares  
City Clerk

APPROVED AS TO FORM

  
Steve Quintanilla  
Interim City Attorney

**RESOLUTION JURAT**

STATE OF CALIFORNIA )

COUNTY OF RIVERSIDE ) ss.

CITY OF MORENO VALLEY )

I, Pat Jacquez-Nares, City Clerk of the City of Moreno Valley, California, do hereby certify that Resolution No. 2021-31 was duly and regularly adopted by the City Council of the City of Moreno Valley at a regular meeting thereof held on the 4<sup>th</sup> day of May, 2021 by the following vote:


AYES: Council Member Cabrera, Council Member Marquez, and Mayor Pro Tem Baca

NOES: None

ABSENT: Mayor Gutierrez

ABSTAIN: None

(Council Members, Mayor Pro Tem and Mayor)

  
PAT JACQUEZ-NARES, CITY CLERK  
(SEAL)

**CITY OF MORENO VALLEY  
GENERAL FUND  
FY 2021/22 Proposed Carryovers**

Department	Fund	Account Description	General Ledger Account	FY 2021/22 Amended Budget	Proposed Carryover	Revised Budget	Description - Proposed Adjustment
Police	1010	Asset Forfeitures	1010-60-65-40010-480150	\$ 214,349	\$ 124,693	\$ 339,042	Asset forfeitures.
<b>REVENUE TOTAL</b>				<b>\$ 214,349</b>	<b>\$ 124,693</b>	<b>\$ 339,042</b>	
City Clerk	1010	Council - Dist 1 Discretionary	1010-10-01-10011-620111	\$ 3,000	\$ 3,000	\$ 6,000	Public Benefit
City Clerk	1010	Council - Dist 1 Discretionary-Carryover	1010-10-01-10011-620116	1,989	1,589	3,578	Public Benefit
City Clerk	1010	Council - Dist 2 Discretionary	1010-10-01-10012-620112	3,000	2,962	5,962	Public Benefit
City Clerk	1010	Council - Dist 2 Discretionary-Carryover	1010-10-01-10012-620117	3,639	2,632	6,271	Public Benefit
City Clerk	1010	Council - Dist 3 Discretionary	1010-10-01-10013-620113	3,000	2,889	5,889	Public Benefit
City Clerk	1010	Council - Dist 3 Discretionary-Carryover	1010-10-01-10013-620118	2,578	2,078	4,656	Public Benefit
City Clerk	1010	Council - Dist 4 Discretionary	1010-10-01-10014-620114	3,000	2,763	5,763	Public Benefit
City Clerk	1010	Council - Mayor Discretionary	1010-10-01-10015-620130	6,000	6,000	12,000	Public Benefit
City Clerk	1010	Council - Mayor Discretionary-Carryover	1010-10-01-10015-620131	2,575	2,575	5,150	Public Benefit
Financial & Management Services	1010	Professional Svcs - Audit Svcs	1010-30-36-25110-620220	-	31,055	31,055	Auditing services.
Financial & Management Services	1010	Professional Svcs - Other	1010-30-36-25110-620299	35,000	20,745	55,745	Continued professional services.
Financial & Management Services	1010	Professional Svcs - Other	1010-30-39-25410-620299	69,000	64,776	133,776	For ongoing projects.
Financial & Management Services	1010	Software Maint/Support/License	1010-30-39-25410-625010	499,485	11,229	510,714	Software and maintenance
Financial & Management Services	1010	Software Subscriptions	1010-30-39-25410-625012	783,819	352,141	1,135,960	Licenses
Financial & Management Services	1010	Communications	1010-30-39-25411-620410	93,374	56,177	149,551	Internet service providers expense.
Financial & Management Services	1010	Communications	1010-30-39-25412-620410	41,951	54,611	96,562	Internet service providers expense.
Financial & Management Services	1010	Contractual Svcs - Other	1010-30-39-25412-625099	19,788	2,640	22,428	Phone system support.
Financial & Management Services	1010	Professional Svcs - Other	1010-30-39-25413-620299	36,500	20,336	56,836	GIS data conversion.
Financial & Management Services	1010	Software Maint/Support/License	1010-30-39-25413-625010	57,410	12,000	69,410	GIS Laserfiche project.
Fire	1010	Mach-Equip-New - Furn & Equip	1010-40-45-30110-660310	25,000	15,000	40,000	Carryover for approved equipment.
Police	1010	Training & Travel	1010-60-67-40210-620510	14,200	1,500	15,700	Carryover for expected expenses.
Police	1010	Oper Mtrls - Tools	1010-60-67-40210-630320	700	15,000	15,700	Equipment expense.
Police	1010	Mach-Equip-New - Vehicles	1010-60-67-40210-660312	-	73,239	73,239	Approved vehicle purchase.
Public Works	1010	Mach-Equip-Repl - Vehicles	1010-70-78-45370-660322	-	400,000	400,000	Equipment purchases.
<b>EXPENSES TOTAL</b>				<b>\$ 1,705,008</b>	<b>\$ 1,156,937</b>	<b>\$ 2,861,945</b>	

**CITY OF MORENO VALLEY  
NON-GENERAL FUND  
FY 2021/22 Proposed Carryovers**

Department	Fund	Account Description	General Ledger Account	FY 2021/22 Amended Budget	Proposed Carryover	Revised Budget	Description - Proposed Adjustment
Community Development	2300	State Grant-Operating Revenue	2300-20-27-72203-486000	-	404,830	404,830	Continued grant funding/projects.
Community Development	2300	State Grant-Operating Revenue	2300-20-27-72205-486000	-	467,489	467,489	Continued grant funding/projects.
Community Development	2300	State Grant-Operating Revenue	2300-20-38-73312-486000	-	13,121	13,121	Continued grant funding/projects.
Community Development	2715	Fed Grant-Operating Revenue	2715-20-26-72115-485000	-	99,790	99,790	Continued grant funding/projects.
Financial & Management Services	2300	Fed Grant-Operating Revenue	2300-30-36-72204-485000	-	4,234,186	4,234,186	Multi-year grant program.
Financial & Management Services	2506	Fed Grant-Operating Revenue	2506-99-99-92506-485000	600,000	544,769	1,144,769	Multi-year grant program.
Financial & Management Services	2507	Fed Grant-Operating Revenue	2507-30-36-72701-485000	250,000	1,946,476	2,196,476	Multi-year grant program.
Financial & Management Services	2512	Fed Grant-Operating Revenue	2512-30-36-72613-485000	-	226,000	226,000	Multi-year grant program.
Fire	2014	Emergency Svc Agncy Fines (Co)	2014-40-45-30150-480120	80,000	80,000	160,000	Carryover for expected revenue.
Fire	2503	Fed Grant-Operating Revenue	2503-40-47-74105-485000	-	8,416	8,416	EMPG grant.
Fire	2503	Fed Grant-Operating Revenue	2503-40-47-74106-485000	-	2,815	2,815	EMPG grant.
Parks & Community Services	2202	State Grant-Operating Revenue	2202-50-92-75312-486000	6,125,792	15,122	6,140,914	ASES grant program.
Parks & Community Services	2300	Fed Grant-Operating Revenue	2300-50-92-72206-485000	-	63,393	63,393	Childcare grant program.
<b>REVENUE TOTAL</b>				<b>\$ 7,055,792</b>	<b>\$ 8,106,407</b>	<b>\$ 15,162,199</b>	

Community Development	2300	Professional Svcs - Other	2300-20-27-72203-620299	\$ -	\$ 404,830.0	\$ 404,830.0	Ongoing professional services.
Community Development	2300	Professional Svcs - Other	2300-20-27-72205-620299	-	467,489	467,489	Ongoing professional services.
Community Development	2300	Professional Svcs - Veterinary Svcs	2300-20-38-73312-620250	-	13,121	13,121	Ongoing veterinary services.
Community Development	2300	Professional Svcs - Veterinary Svcs	2300-20-38-73313-620250	-	24,220	24,220	Ongoing veterinary services.
Community Development	2300	Maint & Repair - Bldg & Ground	2300-20-38-73313-620910	-	2,918	2,918	Petco grant.
Community Development	2300	Oper Suppl - Laboratory	2300-20-38-73313-630212	-	5,000	5,000	Petco grant.
Community Development	2300	Oper Mtrls - Other	2300-20-38-73313-630399	-	2,500	2,500	Petco grant.
Community Development	2715	Salaries-Temporary	2715-20-26-72115-611310	-	99,790	99,790	JAG grant funding.
Community Development	2018	Contractual Svcs - Other	2018-99-99-92018-625099	-	437,065	437,065	General Plan Update.
Financial & Management Services	2006	Professional Svcs - Legal Svcs	2006-30-79-25701-620230	10,000	36,939	46,939	Ongoing legal services.

**CITY OF MORENO VALLEY  
NON-GENERAL FUND  
FY 2021/22 Proposed Carryovers**

Department	Fund	Account Description	General Ledger Account	FY 2021/22 Amended Budget	Proposed Carryover	Revised Budget	Description - Proposed Adjustment
Financial & Management Services	2006	Professional Svcs - Other	2006-30-79-25701-620299	11,500	35,124	46,624	Consultant services for CFD.
Financial & Management Services	5012	Professional Svcs - Other	5012-30-79-25703-620299	3,250	1,109	4,359	Consultant Services for Assessment Engineer's Report.
Financial & Management Services	5014	Professional Svcs - Other	5014-30-79-25721-620299	7,300	2,098	9,398	Consultant Services for Assessment Engineer's Report.
Financial & Management Services	2300	Professional Svcs - Other	2300-30-21-72507-620299	-	12,000	12,000	Continued Human Resource services and training.
Financial & Management Services	2300	Training & Travel	2300-30-21-72507-620510	2,000	4,000	6,000	Continued Human Resource services and training.
Financial & Management Services	2300	Oper Suppl - Office	2300-30-21-72507-630210	500	500	1,000	Continued Human Resource services and training.
Financial & Management Services	2300	Oper Mtrls - Program Awards	2300-30-21-72507-630344	4,500	8,500	13,000	Continued Human Resource services and training.
Financial & Management Services	2300	Professional Svcs - Other	2300-30-36-72204-620299	-	55,550	55,550	Multi-year ERAP grant.
Financial & Management Services	2300	Housing Programs	2300-30-36-72204-732101	-	2,265,000	2,265,000	Multi-year ERAP grant.
Financial & Management Services	2506	Professional Svcs - Other	2506-30-36-72657-620299	75,000	31,797	106,797	Administrative - multi year
Financial & Management Services	2506	HOME Programs	2506-30-36-72657-733102	505,000	532,972	1,037,972	HOME projects.
Financial & Management Services	2507	NSP Programs	2507-30-36-72701-733201	250,000	1,946,476	2,196,476	NSA programs.
Financial & Management Services	2512	CDBG Public Services	2512-30-36-72611-730102	275,000	30,000	305,000	Salvation Army - multi-year
Financial & Management Services	2512	Rehabilitation	2512-30-36-72611-730104	110,000	58,177	168,177	Rabilitation programs.
Financial & Management Services	2512	Professional Svcs - Other	2512-30-36-72612-620299	150,000	156,023	306,023	Professioan services.
Financial & Management Services	2512	CDBG Public Services	2512-30-36-72612-730102	32,000	148,692	180,692	Public services.
Financial & Management Services	2512	CDBG Public Services	2512-30-36-72613-730102	-	226,000	226,000	Public services.
Financial & Management Services	2512	Computers - Misc Components	2512-30-39-72612-630910	30,000	320,000	350,000	WIFI project.
Financial & Management Services	2300	Professional Svcs - Other	2300-20-27-72203-620299	-	16,791	16,791	ACP support and ePermit implementation.
Financial & Management Services	7210	Professional Svcs - Other	7210-30-39-25452-620299	-	154,496	154,496	Ongoing projects.
Financial & Management Services	7220	Professional Svcs - Other	7220-30-39-25455-620299	1	175,601	175,602	Ongoing projects.
Fire	2014	Mach-Equip-Repl - Furn & Equip	2014-40-45-30150-660320	-	172,019	172,019	Carryover for approved equipment.
Fire	2503	Software Maint/Support/License	2503-40-47-74105-625010	-	27,084	27,084	Software expense.
Public Works	2001	Oper Mtrls - Improvements	2001-70-76-45122-630332	169,058	19,271	188,329	Sign equipment.
Parks & Community Services	2202	Salaries-Regular	2202-50-92-75312-611110	108,953	4,968	113,921	ASES grant program.
Parks & Community Services	2202	Communications	2202-50-92-75312-620410	240	94	334	ASES grant program.
Parks & Community Services	2202	Training & Travel	2202-50-92-75312-620510	2,800	2,650	5,450	ASES grant program.
Parks & Community Services	2202	Technical Svcs - Janitorial	2202-50-92-75312-620710	6,000	5,160	11,160	ASES grant program.
Parks & Community Services	2202	Maint & Repair - Bldg & Ground	2202-50-92-75312-620910	500	390	890	ASES grant program.
Parks & Community Services	2202	Postage - Overnight	2202-50-92-75312-630120	25	25	50	ASES grant program.
Parks & Community Services	2202	Oper Suppl - Office	2202-50-92-75312-630210	685	583	1,268	ASES grant program.
Parks & Community Services	2202	Oper Mtrls - Bldg-Plumb and Elec	2202-50-92-75312-630318	500	250	750	ASES grant program.
Parks & Community Services	2202	Oper Mtrls - Furn & Equip	2202-50-92-75312-630330	2,000	1,000	3,000	ASES grant program.
Parks & Community Services	3912	Oper Mtrls - Recreation	3912-50-58-35318-630312	6,142	6,142	12,284	Materials and equipment.
Parks & Community Services	5011	Maint & Repair - Bldg & Ground	5011-50-57-35210-620910	70,000	25,000	95,000	Electrical maintenance.
Parks & Community Services	5011	Oper Mtrls - Bldg-Plumb and Elec	5011-50-57-35210-630318	20,000	25,000	45,000	Electrical materials.

**CITY OF MORENO VALLEY  
NON-GENERAL FUND  
FY 2021/22 Proposed Carryovers**

Department	Fund	Account Description	General Ledger Account	FY 2021/22 Amended Budget	Proposed Carryover	Revised Budget	Description - Proposed Adjustment
Public Works	6010	Professional Svcs - Legal Svcs	6010-70-80-45510-620230	155,000	85,000	240,000	Various ongoing services.
Public Works	6010	Maint & Repair - Bldg & Ground	6010-70-80-45510-620910	30,108	13,000	43,108	Equipment purchase.
Public Works	6010	Contractual Svcs - Other	6010-70-80-45510-625099	365,650	39,000	404,650	Various ongoing services.
Public Works	6010	Oper Mtrls - Improvements	6010-70-80-45510-630332	33,600	29,000	62,600	Various ongoing services.
Public Works	6010	Purchased Power	6010-70-80-45510-710110	14,100,000	500,000	14,600,000	Management of transmission grid.
Public Works	6010	Special Charges	6010-70-80-45510-710120	111,650	50,000	161,650	Various ongoing developer projects.
Public Works	6010	Emergency Outage Response	6010-70-80-45510-710134	250,000	164,000	414,000	Repair and replacement of equipment.
Public Works	6010	Resource Adequacy	6010-70-80-45510-710146	1,500,000	282,000	1,782,000	Resource adequacy expense.
Public Works	6010	Renewable Energy	6010-70-80-45510-710148	1,500,000	328,000	1,828,000	Renewable energy expense.
Public Works	6010	Maint & Repair - Streetlights	6010-70-80-45512-620950	235,000	30,000	265,000	Streetlight repair.
Public Works	6011	Improvements Other than Bldg	6011-70-80-45510-660610	500,000	200,625	700,625	Various ongoing developer projects.
Public Works	6012	Professional Svcs - Other	6012-70-80-45511-620299	50,000	6,000	56,000	Various ongoing services.
Public Works	6012	Demand Response	6012-70-80-45511-710142	100,000	42,000	142,000	Ongoing demand response expense.
Public Works	6012	Energy Efficiency	6012-70-80-45511-710144	800,000	28,000	828,000	Ongoing energy efficiency expense.
Public Works	6012	Research Design & Development	6012-70-80-45511-710150	100,000	6,000	106,000	Various ongoing services.
<b>EXPENSES TOTAL</b>				<b>\$ 21,683,962</b>	<b>\$ 9,767,039</b>	<b>\$ 31,451,001</b>	

**CITY OF MORENO VALLEY**

**General Fund**

**FY 2021/22 Proposed Capital Improvement Plan (CIP) Carryovers**

Department	Fund	Account Description	General Ledger Account	Project Number	Fiscal Year (FY) 2021/22 Amended Budget	Proposed Carryover	Revised Budget	Project
Public Works	1010	CIP Other	1010-70-77-80001-720199	801 0064	\$ -	\$ 5,187	\$ 5,187	SR-60/ Redlands Boulevard Interchange
Public Works	1010	CIP Other	1010-70-76-80008-720199	808 0019	-	603	603	Road Safety Audit on Ironwood Avenue
<b>EXPENSE TOTAL</b>					\$ -	\$ 5,790	\$ 5,790	

**CITY OF MORENO VALLEY**

**Non-General Fund**

**FY 2021/22 Proposed Capital Improvement Plan (CIP) Carryovers**

Department	Fund	Account Description	General Ledger Account	Project Number	Fiscal Year (FY) 2021/22 Amended Budget	Proposed Carryover	Revised Budget	Project
Non-Department	3003	Reimbursements - Other Govts	3003-99-99-93003-483010	801 0010 70 77	\$ -	\$ 893,905	\$ 893,905	Heacock St. South Extension
Non-Department	2300	Fed Reimb-Capital	2300-99-99-92300-482020	801 0021 70 77	-	1,868,262	\$ 1,868,262	SR-60/Moreno Beach IC Phase 2
Non-Department	2301	State Grant-Capital Revenue	2301-99-99-92301-486010	801 0021 70 77	-	16,772,055	\$ 16,772,055	SR-60/Moreno Beach IC Phase 2
Non-Department	3002	Reimbursement Agreement	3002-99-99-93002-500600	801 0021 70 77	1,800,000	2,560,110	\$ 4,360,110	SR-60/Moreno Beach IC Phase 2
Non-Department	3003	Reimbursements - Other Govts	3003-99-99-93003-483010	801 0021 70 77	-	10,988,021	\$ 10,988,021	SR-60/Moreno Beach IC Phase 2
Non-Department	3003	Reimbursements - Other Govts	3003-99-99-93003-483010	801 0064	-	3,500,000	\$ 3,500,000	SR-60/ Redlands Boulevard Interchange
Non-Department	2301	Fed Reimb-Capital	2301-99-99-92301-482020	801 0073	-	1,095,165	\$ 1,095,165	Juan Bautista de Anza Multi-Use Trail - ATP 2
Non-Department	2800	County Article 3	2800-99-99-92800-487100	801 0076	-	520,000	\$ 520,000	Heacock St Pedestrian and Bicycle Enhancements/ Gregory Lane
Non-Department	2301	State Grant-Capital Revenue	2301-99-99-92301-486010	801 0077	-	1,865,438	\$ 1,865,438	Juan Bautista de Anza Multi-Use Trail - ATP 3
Non-Department	2301	Fed Reimb-Capital	2301-99-99-92301-482020	801 0086	-	8,090,099	\$ 8,090,099	Juan Bautista de Anza Multi-Use Trail - ATP 4
Non-Department	2512	Fed Grant-Operating Revenue	2512-99-99-92512-485000	801 0088	3,313,800	1,423,918	\$ 4,737,718	Pavement Rehabilitation for Various Streets (CDBG FY 20/21)
Non-Department	2301	Fed Reimb-Capital	2301-99-99-92301-482020	804 0008	-	40,333	\$ 40,333	Sunnymead Master Drainage Plan - Storm Drain Lines F and F-7
Non-Department	3002	Reimbursement Agreement	3002-99-99-93002-500600	804 0014	1,800,000	368,919	\$ 2,168,919	Sunnymead - Flaming Arrow Drive Storm Drain
Non-Department	3002	Reimbursement Agreement	3002-99-99-93002-500600	804 0015	1,800,000	1,930,000	\$ 3,730,000	Sunnymead MDP Line B-16A
Non-Department	3002	Reimbursement Agreement	3002-99-99-93002-500600	804 0017	1,800,000	2,000,000	\$ 3,800,000	Moreno MDP Line F-18 and F-19
Parks & Community Services	2300	State Grant-Capital Revenue	2300-50-57-80007-486010	807 0049	177,952	177,952	\$ 355,904	Demonstration Garden
Parks & Community Services	2300	Other Grant-Operating Revenue	2300-50-57-80007-489000	807 0049	25,000	25,000	\$ 50,000	Demonstration Garden
Non-Department	2301	Fed Reimb-Capital	2301-99-99-92301-482020	808 0018	-	1,884,858	\$ 1,884,858	Advanced Dilemma Zone Detection at Certain Intersections
Non-Department	2301	Fed Reimb-Capital	2301-99-99-92301-482020	808 0019	-	287,167	\$ 287,167	Road Safety Audit on Ironwood Avenue
Non-Department	2301	Fed Reimb-Capital	2301-99-99-92301-482020	808 0020	-	114,679	\$ 114,679	Road Safety Audit on Kitching Street
Non-Department	2301	Fed Reimb-Capital	2301-99-99-92301-482020	808 0026	-	133,511	\$ 133,511	South Lasselle Street Safety Corridor
Non-Department	2301	Fed Reimb-Capital	2301-99-99-92301-482020	808 0028	-	151,389	\$ 151,389	Upgrade Existing Marked Crosswalks on Arterials
<b>REVENUE TOTAL</b>					\$ 10,716,752	\$ 56,690,781	\$ 67,407,533	

**CITY OF MORENO VALLEY**  
**Non-General Fund**  
**FY 2021/22 Proposed Capital Improvement Plan (CIP) Carryovers**

Department	Fund	Account Description	General Ledger Account	Project Number	Fiscal Year (FY) 2021/22 Amended Budget	Proposed Carryover	Revised Budget	Project
Public Works	2000	CIP Other	2000-70-77-80001-720199	801 0008 70 77	\$ 3,925,000	\$ 764,600	\$ 4,689,600	Annual ADA Compliant Access Upgrades
Public Works	3003	CIP Other	3003-70-77-80001-720199	801 0010 70 77	-	893,905	893,905	Heacock St. South Extension
Public Works	2000	CIP Other	2000-70-76-80001-720199	801 0015 70 76	50,000	150,711	200,711	Residential Traffic Mgmt Prgrm (Speed Humps)
Public Works	2001	CIP Other	2001-70-78-80001-720199	801 0017 70 78	60,000	34,464	94,464	Annual Pavement Maintenance - Crack Seal
Public Works	2300	CIP Other	2300-70-77-80001-720199	801 0021 70 77	-	1,868,262	1,868,262	SR-60/Moreno Beach IC Phase 2
Public Works	2301	CIP Other	2301-70-77-80001-720199	801 0021 70 77	-	16,772,055	16,772,055	SR-60/Moreno Beach IC Phase 2
Public Works	3002	CIP Other	3002-70-77-80001-720199	801 0021 70 77	-	2,557,864	2,557,864	SR-60/Moreno Beach IC Phase 2
Public Works	3003	CIP Other	3003-70-77-80001-720199	801 0021 70 77	-	10,988,021	10,988,021	SR-60/Moreno Beach IC Phase 2
Public Works	3311	CIP Other	3311-70-77-80001-720199	801 0021 70 77	-	1,292,431	1,292,431	SR-60/Moreno Beach IC Phase 2
Public Works	3003	CIP Other	3003-70-77-80001-720199	801 0064	-	3,499,690	3,499,690	SR-60/ Redlands Boulevard Interchange
Public Works	2301	CIP Other	2301-70-77-80001-720199	801 0073	-	1,089,333	1,089,333	Juan Bautista de Anza Multi-Use Trail - ATP 2
Public Works	3004	CIP Other	3004-70-76-80001-720199	801 0073	100,000	4,873	104,873	Juan Bautista de Anza Multi-Use Trail - ATP 2
Parks & Community Services	3016	CIP Other	3016-50-57-80001-720199	801 0073	-	2,551	2,551	Juan Bautista de Anza Multi-Use Trail - ATP 2
Public Works	2800	CIP Other	2800-70-77-80001-720199	801 0076	-	507,170	507,170	Heacock St Pedestrian and Bicycle Enhancements/ Gregory Lane
Public Works	3301	CIP Other	3301-70-77-80001-720199	801 0076	-	25,257	25,257	Heacock St Pedestrian and Bicycle Enhancements/ Gregory Lane
Public Works	2301	CIP Other	2301-70-77-80001-720199	801 0077	-	1,823,309	1,823,309	Juan Bautista de Anza Multi-Use Trail - ATP 3
Public Works	3015	CIP Other	3015-50-57-80001-720199	801 0077	-	271,350	271,350	Juan Bautista de Anza Multi-Use Trail - ATP 3
Public Works	3008	CIP Other	3008-70-77-80001-720199	801 0085	-	576,052	576,052	Citywide Pavement Rehabilitation Program FY19/20
Public Works	2301	CIP Other	2301-70-77-80001-720199	801 0086	-	8,090,099	8,090,099	Juan Bautista de Anza Multi-Use Trail - ATP 4
Public Works	2000A	CIP Other	2000-70-77-80001-720199	801 0087	3,925,000	3,631,469	7,556,469	Citywide Pavement Rehabilitation Program FY20/21
Public Works	2512	CIP Other	2512-70-77-80001-720199	801 0088	-	1,423,918	1,423,918	Pavement Rehabilitation for Various Streets (CDBG FY 20/21)
Public Works	3008	CIP Other	3008-70-77-80001-720199	801 0088	-	112,044	112,044	Pavement Rehabilitation for Various Streets (CDBG FY 20/21)
Public Works	2000	CIP Other	2000-70-77-80002-720199	802 0002 70 77	10,000	28,761	38,761	Bridge Inspection Program
Public Works	3008	CIP Other	3008-70-77-80002-720199	802 0003 70 77	-	1,678	1,678	SR-60/Nason Overcrossing Bridge
Public Works	3311	CIP Other	3311-70-77-80002-720199	802 0003 70 77	-	30,000	30,000	SR-60/Nason Overcrossing Bridge
Public Works	3301	CIP Other	3301-70-77-80002-720199	802 0004	-	832,112	832,112	Indian Street/Cardinal Avenue Bridge (Over Lateral A)
Public Works	2000	CIP Other	2000-70-77-80002-720199	802 0006	10,000	135,256	145,256	Bridge Preventative Maintenance Program - Implementation Phase
Financial & Management Services	7220	CIP Other	7220-30-39-80003-720199	803 0011 30 39	-	19,735	19,735	Box Springs Communications Site
Parks & Community Services	3016	CIP Other	3016-50-57-80003-720199	803 0030	200,000	140,925	340,925	Park Restroom Renovations at Various Sites
Parks & Community Services	3016	CIP Other	3016-50-57-80003-720199	803 0031	200,000	16,668	216,668	Towngate Community Center Renovation
Parks & Community Services	5113	CIP Other	5113-50-57-80003-720199	803 0031	-	60,000	60,000	Towngate Community Center Renovation
Parks & Community Services	3000	CIP Other	3000-50-57-80003-720199	803 0037	200,000	792,601	992,601	Civic Center Amphitheater and Park
Public Works	3000	CIP Other	3000-70-40-80003-720199	803 0042	2,449,986	485,431	2,935,417	Corporate Yard Building/ Fleet Shop Remodel
Public Works	3000	CIP Other	3000-70-29-80003-720199	803 0043	25,000	186,494	211,494	Corporate Yard Master Plan Improvements
Parks & Community Services	3000	CIP Other	3000-50-57-80003-720199	803 0044	200,000	218,640	418,640	Electronic Marquee Sign
Financial & Management Services	3000	CIP Other	3000-50-56-80003-720199	803 0045	-	93,304	93,304	Moreno Valley Library at Iris Plaza
Fire	3005	CIP Other	3005-40-45-80003-720199	803 0049	-	435,000	435,000	Infill Fire Station Land Acquisition
Public Works	2001	CIP Other	2001-70-77-80004-720199	804 0007 70 77	-	27,724	27,724	Moreno MDP Line K-1, K-4 Stg 3
Public Works	2001	CIP Other	2001-70-77-80004-720199	804 0008	-	16,307	16,307	Sunnymead Master Drainage Plan - Storm Drain Lines F and F-7
Public Works	2301	CIP Other	2301-70-77-80004-720199	804 0008	-	44,820	44,820	Sunnymead Master Drainage Plan - Storm Drain Lines F and F-7
Public Works	2001	CIP Other	2001-70-77-80004-720199	804 0014	-	117,101	117,101	Sunnymead - Flaming Arrow Drive Storm Drain
Public Works	3002	CIP Other	3002-70-77-80004-720199	804 0014	1,800,000	132,148	1,932,148	Sunnymead - Flaming Arrow Drive Storm Drain
Public Works	3002	CIP Other	3002-70-77-80004-720199	804 0015	1,800,000	1,843,388	3,643,388	Sunnymead MDP Line B-16A
Public Works	2001	CIP Other	2001-70-77-80004-720199	804 0017	-	139,382	139,382	Moreno MDP Line F-18 and F-19
Public Works	3002	CIP Other	3002-70-77-80004-720199	804 0017	1,800,000	1,924,603	3,724,603	Moreno MDP Line F-18 and F-19
Public Works	2008	CIP Other	2008-70-29-80004-720199	804 0018	80,000	127,584	207,584	Citywide Full Trash Capture Device Installation
Public Works	6011	CIP Other	6011-70-80-80005-720199	805 0044	1,573,035	215,980	1,789,015	Alessandro Crosstown Tie
Public Works	6011	CIP Other	6011-70-80-80005-720199	805 0045	1,573,035	1,956,330	3,529,365	Mobile Advanced Metering Infrastructure (AMI) System
Public Works	6011	CIP Other	6011-70-80-80005-720199	805 0046	1,573,035	2,498,862	4,071,897	Electrical System Automation
Public Works	6011	CIP Other	6011-70-80-80005-720199	805 0049	1,573,035	429,107	2,002,142	Day Street Line Extension
Public Works	6011	CIP Other	6011-70-80-80005-720199	805 0054	1,573,035	402,532	1,975,567	City Hall Annex Solar Carports
Public Works	6011	CIP Other	6011-70-80-80005-720199	805 0055	1,573,035	435,711	2,008,746	Eucalyptus Avenue Line Extension
Public Works	6011	CIP Other	6011-70-80-80005-720199	805 0056	1,573,035	489,365	2,062,400	Moreno Beach Bridge Conduit Project
Public Works	6011	CIP Other	6011-70-80-80005-720199	805 0057	1,573,035	216,119	1,789,154	Electrical Switch 61 Reconfiguration



**CITY OF MORENO VALLEY**  
**Non-General Fund**  
**FY 2021/22 Proposed Capital Improvement Plan (CIP) Carryovers**

Department	Fund	Account Description	General Ledger Account	Project Number	Fiscal Year (FY) 2021/22 Amended Budget	Proposed Carryover	Revised Budget	Project
Parks & Community Services	3016	CIP Other	3016-50-57-80007-720199	807 0004 50 57	250,000	134,437	384,437	Replacement Playground Equipment
Parks & Community Services	3016	CIP Other	3016-50-57-80007-720199	807 0005 50 57	250,000	414,201	664,201	Annual ADA Park Improvements
Parks & Community Services	3015	CIP Other	3015-50-57-80007-720199	807 0031 50 57	2,125,000	160,180	2,285,180	Rancho Verde Park
Parks & Community Services	3016	CIP Other	3016-50-57-80007-720199	807 0045	250,000	262,490	512,490	Cottonwood Golf Center Irrigation Improvements
Parks & Community Services	3006	CIP Other	3006-50-57-80007-720199	807 0047	250,000	235,587	485,587	Moreno Valley Community Park Soccer Field Improvements
Parks & Community Services	2300	CIP Other	2300-50-57-80007-720199	807 0049	-	202,952	202,952	Demonstration Garden
Parks & Community Services	3015	CIP Other	3015-50-57-80007-720199	807 0049	2,125,000	276,864	2,401,864	Demonstration Garden
Parks & Community Services	5113	CIP Other	5113-50-57-80007-720199	807 0052	80,000	26,510	106,510	Drinking Fountain Replacements at Various Parks
Parks & Community Services	5113	CIP Other	5113-50-57-80007-720199	807 0053	80,000	113,562	193,562	LED Lighting Improvements at Various Parks
Parks & Community Services	3015	CIP Other	3015-50-57-80007-720199	807 0054	2,125,000	139,420	2,264,420	Moreno Valley Bark Park
Public Works	2005	CIP Other	2005-70-76-80008-720199	808 0004 70 76	20,000	16,328	36,328	Traffic Signal Coordination Program
Public Works	2001	CIP Other	2001-70-76-80008-720199	808 0013 70 76	80,000	17,214	97,214	Traffic Signal Equipment Upgrades
Public Works	2301	CIP Other	2301-70-76-80008-720199	808 0018	-	1,856,985	1,856,985	Advanced Dilemma Zone Detection at Certain Intersections
Public Works	2301	CIP Other	2301-70-76-80008-720199	808 0019	-	287,124	287,124	Road Safety Audit on Ironwood Avenue
Public Works	2301	CIP Other	2301-70-76-80008-720199	808 0020	-	114,666	114,666	Road Safety Audit on Kitching Street
Public Works	3302	CIP Other	3302-70-76-80008-720199	808 0025	-	234,276	234,276	Moreno Valley Ranch ITS
Public Works	2301	CIP Other	2301-70-76-80008-720199	808 0026	-	118,320	118,320	South Lasselle Street Safety Corridor
Public Works	2301	CIP Other	2301-70-76-80008-720199	808 0028	-	140,866	140,866	Upgrade Existing Marked Crosswalks on Arterials
Public Works	3302	CIP Other	3302-70-76-80008-720199	808 0030	-	130,068	130,068	Pigeon Pass Road ITS
Financial & Management Services	7220	CIP Other	7220-30-39-80009-720199	809 0001 30 39	-	280,621	280,621	Citywide Fiber Optic Comm Exp
Financial & Management Services	7220	CIP Other	7220-30-39-80010-720199	810 0001 30 39	-	36,804	36,804	Citywide Camera Surveillance System
<b>EXPENSE TOTAL</b>					<b>\$ 37,054,266</b>	<b>\$ 76,072,571</b>	<b>\$ 113,126,837</b>	