



CITY OF MORENO VALLEY FIRE DEPARTMENT

OPERATIONS | EMERGENCY MANAGEMENT | PREVENTION



MONTHLY REPORT DECEMBER 2024



7 STATIONS



7 ENGINES

1 TRUCK 2 SQUADS



POPULATION - 217,000

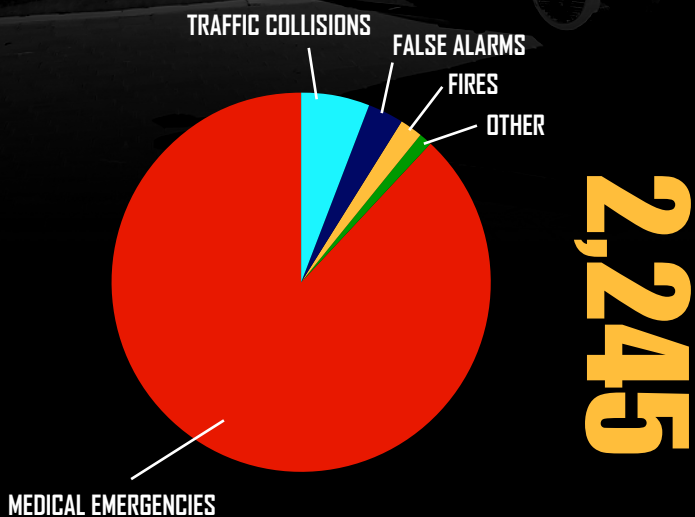
3-3X

ISO RATING

22,647 - CALLS FOR SERVICE IN 2023



TOTAL CALLS: DECEMBER 2024



LIGHTS & SIRENS: SCENE TIMES



CODE 3 AVG RESPONSE

4.1 MIN

1,269

MET FIRST ALARM STANDARD

360

DID NOT MEET NFPA STANDARD

YTD. CALLS

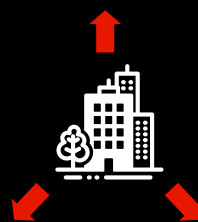
24,197

REGIONAL RESPONSES

DECEMBER CALL BREAKDOWN

TYPE	#
MEDICAL EMERGENCIES	1,748
TRAFFIC COLLISIONS	171
FALSE ALARMS	168
RESIDENTIAL FIRES	5
COMMERCIAL FIRES	1
OTHER FIRES	34
PUBLIC SERVICE CALLS	57
HAZARDOUS MATERIAL CALLS	4
OTHER CALLS	57

TOTAL 2,245

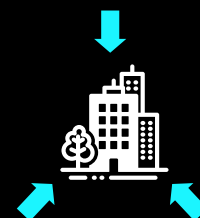


INTO CITY RESPONSES

116

OUT OF CITY RESPONSES

421





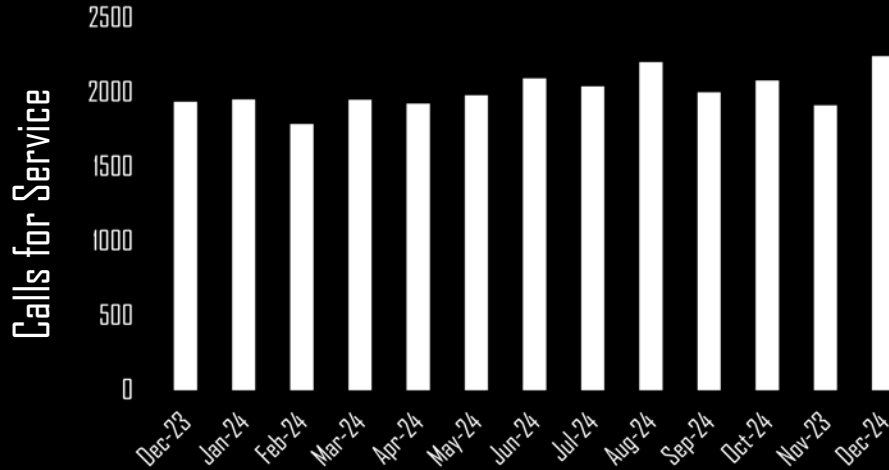
CITY OF MORENO VALLEY FIRE DEPARTMENT

OPERATIONS | EMERGENCY MANAGEMENT | PREVENTION



MONTHLY REPORT | DECEMBER 2024

12 MONTH TREND - ALL STATIONS



STATION TRENDS

Station	Station 1	Station 2	Station 3	Station 4	Station 5	Station 6	Station 7
Icon							
2024 Calls	2	6	48	58	65	91	99
2023 Calls	401	523	174	198	372	356	221
Change %	10%	4%	2%	19%	12%	17%	8%
Average Time	16.17 HOURS	21.09	7.01	7.98	15.00	14.35	8.91
Label	AVERAGE TIME COMMITTED PER DAY						



CITY OF MORENO VALLEY FIRE DEPARTMENT

OPERATIONS | EMERGENCY MANAGEMENT | PREVENTION



MONTHLY REPORT | DECEMBER 2024

PREVENTION • PLAN • INSPECTIONS

1 FIRE MARSHAL

1 ASSISTANT FIRE MARSHAL

2 FIRE SAFETY SPECIALIST

4 FIRE SYSTEM INSPECTORS

3 ADMIN STAFF

PERMIT TECH

SENIOR ADMIN ASSISTANT

ADMIN ASSISTANT



CODE PERMITS
ISSUED

0

YTD 1



PLAN
CHECKS

239

YTD 2,729



PUBLIC
INQUIRIES

58

YTD 703



NEW CONSTRUCTION
INSPECTIONS

260

YTD 2,876



ANNUAL
INSPECTIONS

44

RE-INSPECTIONS

125

YTD 1,762



MULTI-FAMILY
INSPECTIONS

3

RE-INSPECTIONS

75

YTD 1,049



SQ. FT. INSPECTED

906,479



CITY OF MORENO VALLEY FIRE DEPARTMENT

OPERATIONS | EMERGENCY MANAGEMENT | PREVENTION



MONTHLY REPORT | DECEMBER 2024

EMERGENCY MANAGEMENT ACCOMPLISHMENTS

PLANNED EVENTS SUPPORTED:

Snow Day, Saturday, December 7th, 2024



ERF/RACES VOLUNTEER PROGRAM:

- # of hours contributed: **62**
- # of volunteers utilized: **6**
- # of volunteer applications received: **0**
- # of background checks performed: **2**
- # of new volunteers in the program: **0**
- # of volunteer meetings: **1**



EMERGENCY INCIDENTS SUPPORTED:

Field Incidents requiring ERF support: **0**



PREPAREDNESS TRAININGS:

- Resident Courses: **0**
- City Personnel Trained: **6**
- First Aid/Stop the Bleed: **1**
- CPR/AED: **1**
- CERT: **0**
- Fire Extinguisher Training: **0**
- Stair Chair Training: **0**



EMERGENCY OPERATIONS CENTER:

- EOC Responder Trainings: **0**
- Activations: **0**
- Proclamations: **0**
- Status: **Steady State**