

**COMPLIANCE REPORT FOR MITIGATION MEASURE 4.7.7.1
FOR THE WORLD LOGISTICS CENTER**

Mitigation Measure 4.7.7.1 in the Revised Final Environment Impact Report for the World Logistics Center, a copy of which is attached as Exhibit A, requires that carbon offset credits of 6,297,736 metric tons of CO₂ be provided to reduce the World Logistics Center's greenhouse gas emissions to net zero.

The City's Planning Official reviewed the carbon offset credits issued by VERRA and Climate Action Reserve (each being an Offset Project Registry, as defined in 17 California Code of Regulations Section 95802(a)) proposed to be retired and found that they would satisfy the Mitigation Measure upon their retirement. This finding was memorialized on February 2, 2023, a copy of which is attached as Exhibit B.

On February 6, 2023, the Planning Official received verification from VERRA that 3,548,676 carbon offset credits had been retired for the benefit of the World Logistics Center. Copies of the verification and detailed information on the retired carbon offset credits are attached as Exhibit C.

On February 7, 2023, the Planning Official received verification from the Climate Action Reserve that 2,749,060 carbon offset credits had been retired for the benefit of the World Logistics Center. Copies of the verifications and detailed information on the retired carbon offset credits are attached as Exhibit D.

Based on the foregoing, the Planning Official has determined that:

(1) carbon offset credits equal to the amount of greenhouse gas (GHG) emissions resulting from the grading, construction and operation of facilities within the World Logistics Center have been purchased and retired;

(2) the requirements of Mitigation Measure 4.7.7.1 have been satisfied and fully complied with;

(3) no further analysis of greenhouse gas emissions from the grading, construction and operation of facilities within the World Logistics Center will be required; and

(4) no further reduction of those emissions will be required.

HIGHLAND FAIRVIEW


By: 
Iddo Benzeevi, President

EXHIBIT A

4.7.7 NET ZERO MITIGATION MEASURE

To address the significance of the Project's GHG emissions without consideration of Cap and Trade (capped emissions), a new mitigation measure, Mitigation Measure 4.7.7.1, shall apply requiring that the WLC Project's GHG emissions be mitigated to net zero where the amount of GHG emissions to be mitigated is "Project Emissions" from new Table 4.7-16.

To mitigate the WLC Project's GHG emissions to net zero and to remove uncertainty as to how GHG emissions should be accounted for, the following mitigation, Mitigation Measure 4.7.7.1, shall apply. Mitigation Measure 4.7.7.1 shall read as follows:

- 4.7.7.1** The developer shall mitigate the WLC Project's remaining GHG emissions to net zero by purchasing and retiring carbon offset credits, based upon the amount of GHG emissions set forth in Table 4.7-16 of the Revised Final EIR. Upon the retirement of carbon offset credits, no further analysis of GHG emissions will be required, and no further reduction of those emissions will be required.
- The developer shall demonstrate its reduction of GHG emissions through the retirement of carbon offset credits provided that the following conditions are satisfied:
- a) Offset Project Registry Performance Standards: The developer shall provide proof to the City's Planning Official that the carbon offset credits were issued by an Offset Project Registry, as defined in 17 California Code of Regulations § 95802(a), approved by the California Air Resources Board and meeting the following requirements:
 - 1. The Offset Project Registry shall account for and quantify emission reductions using clear and defined standards and incorporating recognized principles of GHG emissions reduction accounting, including those set forth in the ISO 14064 and the WRI/WBCSD Greenhouse Gas Protocol for Project Accounting;
 - 2. The Offset Project Registry shall use clear information sufficient for reviewers to assess credibility of GHG emission reductions underlying the carbon offset credits. Upon request by the City's Planning Official, any governmental entity or any stakeholder, the Offset Project Registry shall provide the following information within a reasonable time period in connection with any carbon offset credit retired by the developer: (i) the applicable quantification protocol; and (ii) all third-party confirmation or verification report issued in connection with the carbon offset credits. Such information shall be sufficient to monitor compliance by the project applicant with this mitigation measure.
 - b) Carbon Offset Credit Performance Standards: The carbon offset credits retired by the developer for the purpose of mitigating GHG emissions will represent GHG emission reductions that are real, permanent, additional, quantifiable, verifiable and enforceable, in each case defined as follows:

Draft Recirculated Revised Sections of the Final Environmental Impact Report

1. "Additional" means greenhouse gas emission reductions or removals underlying the carbon offset credits that exceed any greenhouse gas reduction or removals otherwise required by law, regulation or legally binding mandate, and that exceed any greenhouse gas reductions or removals that would otherwise occur in a business-as-usual scenario.
2. "Real" means that GHG reductions or GHG enhancements underlying the carbon offset credits result from a demonstrable action or set of actions, and are quantified using appropriate, accurate, and conservative methodologies that account for all GHG emissions sources, GHG sinks, and GHG reservoirs within the boundary of the applicable offset project and account for uncertainty and the potential for activity-shifting leakage and market-shifting leakage.
3. "Verifiable" means that the GHG reductions or GHG enhancements underlying the carbon offset credits are well documented, transparent and set forth in a document subject to objective review by an accredited verification body.
4. "Permanent" means that GHG reductions and GHG removal enhancements underlying the carbon offset credits are not reversible, or when GHG reductions and GHG removal enhancements may be reversible, that mechanisms are in place to replace any reversed GHG emission reductions and GHG removal enhancements to ensure that all credited reductions endure for at least 100 years.
5. "Quantifiable" means the ability to accurately measure and calculate GHG reductions or GHG removal enhancements relative to a project baseline in a reliable and replicable manner for all GHG emission sources, GHG sinks, or GHG reservoirs included within the boundary of the offset project generating the carbon offset credits, while accounting for uncertainty and activity-shifting leakage and market-shifting leakage.
6. "Enforceable" means the authority for the City to hold the WLC Project accountable and to take appropriate action if the City determines that any carbon offset credits do not comply with the requirements set forth above.

To demonstrate compliance with such requirements, the developer shall provide the following to the City's Planning Official: (i) the protocol used to quantify and issue such carbon offset credits, (ii) the third-party verification report(s) pursuant to which such carbon offset credits were issued, and (iii) the unique serial numbers of the carbon offset credits to be retired to ensure that the offset cannot be further used in any manner. The Planning Official shall reject any carbon offset credits that do not comply with these requirements, and where reductions are not direct reductions within a confined project boundary or provide opportunities for reversal of the avoided emissions. The Planning Official shall reject any credits for a project that includes technology or GHG abatement practices that are already widely used.

- c) Timing: The developer will mitigate GHG emissions resulting from WLC Project for each phase of the construction by purchasing and retiring offset credits prior to, and as a condition of the permit

required for, the commencement of each such phase. The developer shall provide proof in the form of a compliance report to the City, posted on the City's planning website, that carbon offset credits equal to the amount of GHG emissions resulting from the grading, construction and operation of facilities within the WLC have been purchased and retired, prior to the commencement of each activity. The developer shall also have the right, at any time, to purchase and retire carbon offset credits for some or all of the grading, construction and operation of facilities in the WLC Project in advance of the issuance of grading or construction permits or certificates of occupancy, temporary or permanent.

- d) Enforcement: The permits relating to the WLC Project will be conditioned on achievement of GHG mitigation milestones as follows: (i) The purchase and retirement of carbon offset credits required to mitigate the GHG emissions resulting from grading shall be a condition of the issuance of a grading permit. (ii) The purchase and retirement of carbon offset credits required to mitigate the GHG emissions resulting from the construction of a facility shall be a condition of the issuance of a building permit for the facility. (iii) The purchase and retirement of carbon offset credits required to mitigate the GHG emissions resulting from the operation of a facility shall be a condition of the issuance of a certificate of occupancy, temporary or permanent, for the facility. Should the City determine that the offset credits are non-compliant with the requirements of Mitigation Measure 4.7.7.1, the City may issue a notice of non-consistency and cease permitting activities until the City determines via an issued public notice posted to the City's website that the offsets are in compliance with the aforementioned standards. The developer shall also have the right, at any time, to purchase and retire carbon offset credits for some or all of the grading, construction and operation of facilities in the WLC Project in advance of the issuance of grading or construction permits or certificates of occupancy, temporary or permanent.

Level of Impact After Mitigation. Less than significant.

With the application of all previous mitigation measures (pages 4.7-27 – 4.7-30) and the new Mitigation Measure 4.7.7.1, the WLC Project's GHG emissions will be reduced to net zero at buildout, as shown in Table 4.7-8 and Table 4.7-15. Table 4.7-8 and Table 4.7-16 show the mitigated GHG emissions, including new Mitigation Measure 4.7.7.1, for each year from 2020 through construction and 30-years operation of all Project facilities. Since total Project GHG emissions will be reduced to net zero, they are below the threshold of significance for every year and are therefore less than significant after mitigation.

Draft Recirculated Revised Sections of the Final Environmental Impact Report

Table 4.7-16: Project GHG Emissions (Year by Year with Mitigation)

Source	GHG Mitigated Emissions (mt CO ₂ e/Year)														
	2020	2021	2022	2023	2024	2025	2026	2027	2028	2029	2030	2031	2032	2033	2034
Project Emissions															
Construction	18,770	22,198	23,363	23,511	22,113	16,408	12,424	11,692	12,000	11,452	12,311	10,610	9,993	7,451	7,430
Net Mobile	0	20,982	41,248	60,829	79,602	96,308	102,643	112,971	123,218	132,710	141,787	150,486	158,748	166,632	174,108
Yard Trucks	0	813	1,625	2,438	3,250	4,053	4,871	4,689	5,016	5,334	5,652	5,970	6,288	6,606	6,924
Generator	0	32	65	97	130	162	174	187	200	213	225	238	251	263	276
Forklifts	0	29	58	87	117	145	157	168	180	191	203	214	226	237	248
Electricity	0	5,487	10,505	16,726	22,319	32,535	36,088	36,779	36,207	35,461	35,096	34,716	34,056	33,116	31,366
Water	0	119	239	398	557	853	1,148	1,304	1,398	1,462	1,626	1,778	1,929	2,081	2,181
Natural gas	0	0	0	0	0	0	0	0	0	0	0	0	0	0	0
Solar	0	-179	-357	-595	-834	-1,276	-1,705	-1,931	-2,068	-2,204	-2,398	-2,618	-2,838	-3,059	-3,203
Construction Refrigerants and Waste	192	192	192	192	190	85	124	127	124	124	124	124	124	124	101
Waste	0	544	1,087	1,631	2,175	2,712	2,924	3,137	3,356	3,569	3,781	3,994	4,207	4,419	4,632
Refrigerants	0	291	583	874	1,166	1,454	1,568	1,682	1,799	1,913	2,027	2,141	2,255	2,369	2,483
Land use change	0	131	262	392	523	652	704	755	807	858	910	961	1,012	1,063	1,114
Sequestration	0	-13	-25	-38	-50	-63	-68	-72	-77	-82	-87	-92	-97	-102	-107
Project Emissions (with previous PDFs and MMS)	18,962	50,628	78,844	106,541	131,257	154,028	160,553	171,488	182,160	191,031	201,256	208,501	216,154	221,202	227,553
Credits/Offsets (MM 4.7.7.1)	-18,962	-50,628	-78,844	-106,541	-131,257	-154,028	-160,553	-171,488	-182,160	-191,031	-201,256	-208,501	-216,154	-221,202	-227,553
Total Project Emissions	0	0	0	0	0	0	0	0	0	0	0	0	0	0	0
Threshold	10,000	10,000	10,000	10,000	10,000	10,000	10,000	10,000	10,000	10,000	10,000	10,000	10,000	10,000	10,000
Significant Impact?	No	No	No	No	No	No	No	No	No	No	No	No	No	No	No

Draft Recirculated Revised Sections of the Final Environmental Impact Report

Source	GHG Mitigated Emissions (mt CO ₂ e/year)														
	2035 (Buildout)	2036	2037	2038	2039	2040	2041	2042	2043	2044	2045	2046	2047	2048	2049
Project Emissions															
Construction	0	0	0	0	0	0	0	0	0	0	0	0	0	0	0
Net Mobile	178,798	178,798	178,798	178,798	178,798	178,798	178,798	178,798	178,798	178,798	178,798	178,798	178,798	178,798	178,798
Yard trucks	7,172	7,172	7,172	7,172	7,172	7,172	7,172	7,172	7,172	7,172	7,172	7,172	7,172	7,172	7,172
Generator	286	286	267	267	267	267	267	267	267	267	267	267	267	267	267
Forklifts	257	257	257	257	257	257	257	257	257	257	257	257	257	257	257
Electricity	29,432	29,330	26,071	22,812	19,554	16,295	13,036	9,777	6,518	3,259	0	0	0	0	0
Water	2,280	2,308	2,308	2,308	2,308	2,308	2,308	2,308	2,308	2,308	0	0	0	0	0
Natural gas	0	0	0	0	0	0	0	0	0	0	0	0	0	0	0
Solar	-3,386	-3,386	-3,386	-3,386	-3,386	-3,386	-3,386	-3,386	-3,386	-3,386	-3,386	-3,386	-3,386	-3,386	-3,386
Construction Refrigerants and Waste	149	0	0	0	0	0	0	0	0	0	0	0	0	0	0
Waste	4,798	4,798	4,798	4,798	4,798	4,798	4,798	4,798	4,798	4,798	4,798	4,798	4,798	4,798	4,798
Refrigerants	2,572	2,572	2,572	2,572	2,572	2,572	2,572	2,572	2,572	2,572	2,572	2,572	2,572	2,572	2,572
Land use change	1,154	1,154	1,154	1,154	1,154	1,154	1,154	1,154	1,154	1,154	1,154	1,154	1,154	1,154	1,154
Sequestration	-111	-111	-111	-111	-111	-111	-111	-111	-111	-111	-111	-111	-111	-111	-111
Project Emissions (with previous PDFs and MMs)	223,402	223,180	219,902	216,643	213,384	210,125	206,866	203,607	200,348	197,090	191,522	191,522	191,522	191,522	191,522
Credits/Offsets (MM 4.7.1)	-223,402	-223,180	-219,902	-216,643	-213,384	-210,125	-206,866	-203,607	-200,348	-197,090	-191,522	-191,522	-191,522	-191,522	-191,522
Total Project Emissions	0	0	0	0	0	0	0	0	0	0	0	0	0	0	0
Threshold	10,000	10,000	10,000	10,000	10,000	10,000	10,000	10,000	10,000	10,000	10,000	10,000	10,000	10,000	10,000
Significant Impact?	No	No	No	No	No	No	No	No	No	No	No	No	No	No	No

Draft Recirculated Revised Sections of the Final Environmental Impact Report

Source	GHG Mitigated Emissions (mt CO ₂ e/year)																Total (2020-2064)
	2050	2051	2052	2053	2054	2055	2056	2057	2058	2059	2060	2061	2062	2063	2064		
Project Emissions																	
Construction	0	0	0	0	0	0	0	0	0	0	0	0	0	0	0	0	221,727
Net Mobile	153,767	132,239	107,555	87,478	57,152	45,312	40,356	37,703	35,225	31,920	28,525	25,491	22,779	21,191	19,714	18,714	5,090,636
Yard Trucks	6,168	5,304	4,314	3,509	2,293	1,818	1,619	1,512	1,413	1,280	1,144	1,022	914	850	791	744	204,561
Generator	230	198	161	131	85	68	60	56	53	48	43	38	34	32	29	29	7,821
Forklifts	0	0	0	0	0	0	0	0	0	0	0	0	0	0	0	0	6,122
Electricity	0	0	0	0	0	0	0	0	0	0	0	0	0	0	0	0	576,539
Water	0	0	0	0	0	0	0	0	0	0	0	0	0	0	0	0	40,159
Natural gas	0	0	0	0	0	0	0	0	0	0	0	0	0	0	0	0	0
Solar	-2,912	-2,505	-2,037	-1,657	-1,082	-858	-764	-714	-667	-605	-540	-483	-431	-401	-373	-373	-92,091
Construction Refrigerants and Waste	0	0	0	0	0	0	0	0	0	0	0	0	0	0	0	0	2,289
Waste	4,126	3,549	2,886	2,348	1,534	1,216	1,083	1,012	945	857	765	684	611	569	529	529	136,855
Refrigerants	2,212	1,902	1,547	1,258	822	652	580	542	507	459	410	367	328	305	284	284	73,356
Land use change	993	854	694	565	369	293	261	243	227	206	184	165	147	137	127	127	32,922
Sequestration	-95	-82	-67	-54	-35	-28	-25	-23	-22	-20	-18	-16	-14	-13	-12	-12	-3,159
Project Emissions (with previous PDFs and MMs)	164,488	141,460	115,054	93,577	61,137	48,471	43,169	40,331	37,681	34,146	30,514	27,268	24,367	22,669	21,088	21,088	6,297,736
Credits/Offsets (MM 4.7.7.1)	-164,488	-141,460	-115,054	-93,577	-61,137	-48,471	-43,169	-40,331	-37,681	-34,146	-30,514	-27,268	-24,367	-22,669	-21,088	-21,088	-6,297,736
Total Project Emissions	0	0	0	0	0	0	0	0	0	0	0	0	0	0	0	0	0
Threshold	10,000	10,000	10,000	10,000	10,000	10,000	10,000	10,000	10,000	10,000	10,000	10,000	10,000	10,000	10,000	10,000	450,000
Significant Impact?	No	No	No	No	No	No	No	No	No	No	No	No	No	No	No	No	No

1 mt CO₂e = metric tons of carbon dioxide equivalents, which is calculated from the emissions (tons/year) by multiplying by the individual global warming potential (carbon dioxide = 1, methane = 21, nitrous oxide = 310, hydrofluorocarbons = 1500, black carbon 760) and converted to metric tons by multiplying by 0.9072.


2 Electricity and natural gas emissions estimates account for PDFs that improve energy efficiency and eliminate the use of building natural gas, includes electricity use by on-site EV chargers.

3 Estimated construction emissions are included prior to buildout. Years from buildout until 2049 are conservatively estimated to be equivalent to buildout year emissions and exclude construction emissions since construction activity would cease after buildout. Years post-2049 take into account the phasing out of structures as they reach their presumed 30-year lifetime.

4 Electricity emissions decrease to zero in 2045 after RPS has reached 100% renewable electricity.

Source: ESA, 2020

EXHIBIT B



Community Development Department
Planning Division
14177 Frederick Street
P. O. Box 88005
Moreno Valley CA 92552-0805
Telephone: 951.413-3206
FAX: 951.413-3210

February 2, 2023

Gentlemen:

Re: Mitigation Measure 4.7.7.1, World Logistics Center Revised Final EIR

Mitigation Measure 4.7.7.1 ("Mitigation Measure") requires that Highland Fairview reduce the greenhouse gas emissions that will result from the construction and operation of the World Logistics Center ("Project") to net zero by providing and retiring carbon offset credits equal to the 6,297,736 metric tons of CO_{2e} shown on Table 4.7-16 of the Revised Final EIR for the Project. The Mitigation Measure sets forth the process by which the satisfaction of the Mitigation Measure is to be determined, namely:

- (1) For each carbon offset credit to be retired, Highland Fairview must provide the City's Planning Official with a copy of:
 - (a) The protocol used to quantify each such carbon offset credit;
 - (b) The third-party verification report pursuant to which each such carbon offset credit was issued; and
 - (c) The unique serial number for each such carbon offset credit to be retired to ensure that the offset cannot be further used in any manner.
- (2) Each carbon offset credit must also have been issued by an Offset Project Registry, as defined in 17 California Code of Regulations § 95802(a), approved by the California Air Resources Board (each a "Qualified Registry").

On December 21, 2022, Highland Fairview provided the City's Planning Official with an Excel spreadsheet which contained a list of 6,297,736 carbon offset credits that it intends to retire upon the Planning Official's determination that all of the requirements set forth in Mitigation Measure 4.7.7.1 will have been met upon such retirement. The City will post a copy of the spreadsheet on the City's website.

The above referenced spreadsheet identified the following:

- (a) Offset Project Registry each of which is a Qualified Registry;
- (b) Quantification protocol used (as required in 1(a) above);
- (c) Third-party verification report (as required in 1(b) above); and
- (d) Unique serial number for each carbon offset credit to be retired (as required in 1(c) above).

The spreadsheet hyperlinked all such information which allowed the City's Planning Official to check that each of the requirements was satisfied. The spreadsheet indicated that the carbon offsets credits were issued by either Verra or Climate Action Reserve, both of which were verified by us as having been approved by the California Air Resources Board by going to the Board's website at <<https://ww2.arb.ca.gov/our-work/programs/compliance-offset-program/offset-project-registries>>.

In my capacity as the City's Planning Official, I have determined that all of the requirements set forth in Mitigation Measure 4.7.7.1 for each carbon offset credit have been satisfied. Accordingly, the spreadsheets and their hyperlinks serving as proof of the purchase of the 6,297,736 metric tons of greenhouse emissions shown in Table 4.7-16 of the Revised Final EIR for the World Logistics Center, upon Highland Fairview's providing further proof that such carbon offset credits have been retired (such further proof along with proof of purchase to be posted by us on the City's website), Highland Fairview will have fully satisfied the requirements of Mitigation Measure 4.7.7.1 and will be entitled to obtain permits and certificates of occupancy for the construction and operation of the World Logistics Center without any further consideration of greenhouse gas emissions.

Sincerely,



Sean P. Kelleher
Planning Official
City of Moreno Valley

cc: Mike Lee, City Manager
Steven B. Quintanilla, Interim City Attorney
Michael Lloyd, Assistant City Manager
Manuel Mancha, Community Development Director,

EXHIBIT C



One Thomas Circle, NW
Suite 1050
Washington, DC 20005
www.verra.org

6 February 2023

Sean P. Kellerher
Planning Official
City of Moreno Valley
14177 Frederick St.
Moreno Valley, CA 92552

Dear Mr. Kellerher,

This letter is to confirm that ALT Holdings, LLC has retired 3,548,676 verified carbon offset credits for the purpose of mitigating Highland Fairview's World Logistics Center's GHG emissions. The details of these retired offset credits can be found on the attached Microsoft Excel file. If you have any questions regarding these retirements you may contact the Verra registry team at Registry@verra.org or myself at Efrazier@verra.org

Sincerely,

Evan Frazier | Registry Manager

Efrazier@verra.org

www.verra.org

Compliance	Project Name	Date of Release	Project ID	Project Name	Project Type	Vintage	Serial Number	Unit Type	Quantity	Crediting Period	Crediting Period End Date
Compliance: ALT Holdin, Mitigating	3/2/2023	10	Verified Ca BAESA Proj	Energy indi	01/01/2011	2165-8773	VCU	10000	1/1/2006	31/12/2015	
Compliance: ALT Holdin, Mitigating	3/2/2023	10	Verified Ca BAESA Proj	Energy indi	01/01/2011	2165-8774	VCU	149434	1/1/2006	31/12/2015	
Compliance: ALT Holdin, Mitigating	3/2/2023	66	Verified Ca Karakurt 1	Energy indi	01/01/2011	2212-9160	VCU	10	28/05/2007	27/05/2014	
Compliance: ALT Holdin, Mitigating	3/2/2023	66	Verified Ca Karakurt 1	Energy indi	01/01/2011	2212-9160	VCU	8824	28/05/2007	27/05/2014	
Compliance: ALT Holdin, Mitigating	3/2/2023	66	Verified Ca Karakurt 1	Energy indi	01/01/2011	2212-9161	VCU	1667	28/05/2007	27/05/2014	
Compliance: ALT Holdin, Mitigating	3/2/2023	68	Verified Ca 119.8 MW	Energy indi	01/01/2011	11926-369	VCU	32070	11/8/2005	10/8/2015	
Compliance: ALT Holdin, Mitigating	3/2/2023	68	Verified Ca 119.8 MW	Energy indi	01/01/2011	11928-369	VCU	100000	11/8/2005	10/8/2015	
Compliance: ALT Holdin, Mitigating	3/2/2023	92	Verified Ca 300MW Hy	Energy indi	01/01/2011	8452-2155	VCU	3994	1/1/2007	31/12/2016	
Compliance: ALT Holdin, Mitigating	3/2/2023	117	Verified Ca Waste hea	Energy indi	01/01/2011	13956-540	VCU	12738	1/7/2005	30/06/2015	
Compliance: ALT Holdin, Mitigating	3/2/2023	117	Verified Ca Waste hea	Energy indi	01/01/2011	13952-540	VCU	21426	1/7/2005	30/06/2015	
Compliance: ALT Holdin, Mitigating	3/2/2023	117	Verified Ca Waste hea	Energy indi	01/01/2011	13953-540	VCU	22250	1/7/2005	30/06/2015	
Compliance: ALT Holdin, Mitigating	3/2/2023	117	Verified Ca Waste hea	Energy indi	01/01/2011	13955-540	VCU	30640	1/7/2005	30/06/2015	
Compliance: ALT Holdin, Mitigating	3/2/2023	117	Verified Ca Waste hea	Energy indi	01/05/2011	13954-540	VCU	21454	1/7/2005	30/06/2015	
Compliance: ALT Holdin, Mitigating	3/2/2023	308	Verified Ca 2.45 MW V	Energy indi	01/01/2011	13424-501	VCU	304	28/03/2001	27/03/2016	
Compliance: ALT Holdin, Mitigating	3/2/2023	308	Verified Ca 2.45 MW V	Energy indi	01/01/2011	13426-501	VCU	2756	28/03/2001	27/03/2016	
Compliance: ALT Holdin, Mitigating	3/2/2023	308	Verified Ca 2.45 MW V	Energy indi	01/01/2011	13427-501	VCU	2697	28/03/2001	27/03/2016	
Compliance: ALT Holdin, Mitigating	3/2/2023	308	Verified Ca 2.45 MW V	Energy indi	01/01/2011	13420-501	VCU	2693	28/03/2001	27/03/2016	
Compliance: ALT Holdin, Mitigating	3/2/2023	308	Verified Ca 2.45 MW V	Energy indi	01/01/2011	13422-501	VCU	2758	28/03/2001	27/03/2016	
Compliance: ALT Holdin, Mitigating	3/2/2023	308	Verified Ca 2.45 MW V	Energy indi	01/01/2011	13423-501	VCU	2095	28/03/2001	27/03/2016	
Compliance: ALT Holdin, Mitigating	3/2/2023	308	Verified Ca 2.45 MW V	Energy indi	02/08/2001	13425-501	VCU	1195	28/03/2001	27/03/2016	
Compliance: ALT Holdin, Mitigating	3/2/2023	308	Verified Ca 2.45 MW V	Energy indi	01/01/2011	13421-501	VCU	2892	28/03/2001	27/03/2016	
Compliance: ALT Holdin, Mitigating	3/2/2023	309	Verified Ca Bundled gr	Energy indi	05/02/2001	12595-420	VCU	5710	5/2/2007	4/2/2017	
Compliance: ALT Holdin, Mitigating	3/2/2023	541	Verified Ca Chile: Quill	Energy indi	01/01/2001	1159-5156	VCU	99426	23/04/2002	22/04/2014	
Compliance: ALT Holdin, Mitigating	3/2/2023	553	Verified Ca Sebenoba :	Energy indi	01/01/2011	1716-7098	VCU	54979	26/03/2001	25/03/2015	
Compliance: ALT Holdin, Mitigating	3/2/2023	557	Verified Ca Kadamane	Energy indi	01/01/2011	12589-420	VCU	725	7/5/2007	6/5/2017	
Compliance: ALT Holdin, Mitigating	3/2/2023	557	Verified Ca Kadamane	Energy indi	01/01/2011	12591-420	VCU	19320	7/5/2007	6/5/2017	
Compliance: ALT Holdin, Mitigating	3/2/2023	557	Verified Ca Kadamane	Energy indi	01/01/2011	12590-420	VCU	20457	7/5/2007	6/5/2017	
Compliance: ALT Holdin, Mitigating	3/2/2023	557	Verified Ca Kadamane	Energy indi	01/10/2011	12592-420	VCU	3761	7/5/2007	6/5/2017	
Compliance: ALT Holdin, Mitigating	3/2/2023	567	Verified Ca N2O abate	Chemical ir	06/06/2001	14207-562	VCU	333975	6/6/2009	5/6/2016	
Compliance: ALT Holdin, Mitigating	3/2/2023	584	Verified Ca 2.5 MW Ri	Energy indi	01/01/2011	12351-405	VCU	3032	31/08/2001	30/08/2016	
Compliance: ALT Holdin, Mitigating	3/2/2023	678	Verified Ca 16.45 MW	Energy indi	01/01/2011	13625-518	VCU	30453	28/03/2001	27/03/2016	
Compliance: ALT Holdin, Mitigating	3/2/2023	678	Verified Ca 16.45 MW	Energy indi	01/01/2001	13627-518	VCU	38807	28/03/2001	27/03/2016	
Compliance: ALT Holdin, Mitigating	3/2/2023	678	Verified Ca 16.45 MW	Energy indi	01/01/2011	13624-518	VCU	37485	28/03/2001	27/03/2016	
Compliance: ALT Holdin, Mitigating	3/2/2023	678	Verified Ca 16.45 MW	Energy indi	19/10/2001	13626-518	VCU	4654	28/03/2001	27/03/2016	
Compliance: ALT Holdin, Mitigating	3/2/2023	678	Verified Ca 16.45 MW	Energy indi	01/01/2011	13628-518	VCU	34910	28/03/2001	27/03/2016	
Compliance: ALT Holdin, Mitigating	3/2/2023	724	Verified Ca 53.75 MW	Energy indi	01/01/2011	13885-532	VCU	68692	1/10/2006	30/09/2016	
Compliance: ALT Holdin, Mitigating	3/2/2023	724	Verified Ca 53.75 MW	Energy indi	01/04/2011	13886-532	VCU	83751	1/10/2006	30/09/2016	
Compliance: ALT Holdin, Mitigating	3/2/2023	724	Verified Ca 53.75 MW	Energy indi	01/01/2011	13882-532	VCU	15305	1/10/2006	30/09/2016	
Compliance: ALT Holdin, Mitigating	3/2/2023	724	Verified Ca 53.75 MW	Energy indi	01/01/2011	13884-532	VCU	74633	1/10/2006	30/09/2016	
Compliance: ALT Holdin, Mitigating	3/2/2023	724	Verified Ca 53.75 MW	Energy indi	01/01/2011	13883-532	VCU	62318	1/10/2006	30/09/2016	
Compliance: ALT Holdin, Mitigating	3/2/2023	751	Verified Ca 22.5 MW V	Energy indi	01/01/2011	13089-471	VCU	35047	29/02/2001	27/02/2018	
Compliance: ALT Holdin, Mitigating	3/2/2023	751	Verified Ca 22.5 MW V	Energy indi	01/01/2011	13091-471	VCU	15861	29/02/2001	27/02/2018	
Compliance: ALT Holdin, Mitigating	3/2/2023	751	Verified Ca 22.5 MW V	Energy indi	01/01/2011	13088-471	VCU	39902	29/02/2001	27/02/2018	
Compliance: ALT Holdin, Mitigating	3/2/2023	751	Verified Ca 22.5 MW V	Energy indi	01/01/2011	13091-471	VCU	28212	29/02/2001	27/02/2018	
Compliance: ALT Holdin, Mitigating	3/2/2023	766	Verified Ca Teesta- V	Energy indi	01/01/2011	12033-376	VCU	150000	1/4/2008	31/03/2018	
Compliance: ALT Holdin, Mitigating	3/2/2023	782	Verified Ca Grid conne	Energy indi	21/12/2011	14050-549	VCU	303	1/10/2010	30/09/2020	
Compliance: ALT Holdin, Mitigating	3/2/2023	782	Verified Ca Grid conne	Energy indi	01/01/2011	14051-549	VCU	73668	1/10/2010	30/09/2020	
Compliance: ALT Holdin, Mitigating	3/2/2023	837	Verified Ca Natural Ga	Energy indi	01/01/2011	9826-1430	VCU	185877	4/6/2009	3/6/2019	
Compliance: ALT Holdin, Mitigating	3/2/2023	840	Verified Ca WIND POW	Energy indi	01/01/2011	13177-475	VCU	20417	30/03/2011	29/03/2020	
Compliance: ALT Holdin, Mitigating	3/2/2023	840	Verified Ca WIND POW	Energy indi	01/01/2011	13174-475	VCU	19691	30/03/2011	29/03/2020	
Compliance: ALT Holdin, Mitigating	3/2/2023	840	Verified Ca WIND POW	Energy indi	01/01/2011	13176-475	VCU	13359	30/03/2011	29/03/2020	
Compliance: ALT Holdin, Mitigating	3/2/2023	896	Verified Ca Foz do Cha	Energy indi	01/07/2011	13383-496	VCU	20101	14/10/2011	13/10/2020	
Compliance: ALT Holdin, Mitigating	3/2/2023	896	Verified Ca Foz do Cha	Energy indi	01/01/2011	13384-496	VCU	40172	14/10/2011	13/10/2020	
Compliance: ALT Holdin, Mitigating	3/2/2023	1069	Verified Ca 8 MW bun	Energy indi	01/01/2011	13115-472	VCU	8772	1/4/2006	31/03/2016	
Compliance: ALT Holdin, Mitigating	3/2/2023	1069	Verified Ca 8 MW bun	Energy indi	01/01/2011	13118-472	VCU	9734	1/4/2006	31/03/2016	
Compliance: ALT Holdin, Mitigating	3/2/2023	1069	Verified Ca 8 MW bun	Energy indi	01/04/2011	13117-472	VCU	8366	1/4/2006	31/03/2016	
Compliance: ALT Holdin, Mitigating	3/2/2023	1069	Verified Ca 8 MW bun	Energy indi	01/01/2011	13114-472	VCU	947	1/4/2006	31/03/2016	
Compliance: ALT Holdin, Mitigating	3/2/2023	1069	Verified Ca 8 MW bun	Energy indi	01/01/2011	13116-472	VCU	9681	1/4/2006	31/03/2016	
Compliance: ALT Holdin, Mitigating	3/2/2023	1088	Verified Ca 4.2 MW W	Energy indi	01/01/2011	13698-522	VCU	6689	25/08/2011	24/08/2020	
Compliance: ALT Holdin, Mitigating	3/2/2023	1088	Verified Ca 4.2 MW W	Energy indi	01/01/2011	13699-522	VCU	170	25/08/2011	24/08/2020	
Compliance: ALT Holdin, Mitigating	3/2/2023	1088	Verified Ca 4.2 MW W	Energy indi	01/01/2011	13695-522	VCU	3923	25/08/2011	24/08/2020	
Compliance: ALT Holdin, Mitigating	3/2/2023	1088	Verified Ca 4.2 MW W	Energy indi	01/01/2011	13697-522	VCU	1399	25/08/2011	24/08/2020	
Compliance: ALT Holdin, Mitigating	3/2/2023	1114	Verified Ca SONAWAD	Energy indi	01/01/2011	13141-473	VCU	16196	14/09/2011	13/09/2020	
Compliance: ALT Holdin, Mitigating	3/2/2023	1114	Verified Ca SONAWAD	Energy indi	01/01/2011	13143-473	VCU	15288	14/09/2011	13/09/2020	
Compliance: ALT Holdin, Mitigating	3/2/2023	1114	Verified Ca SONAWAD	Energy indi	01/01/2011	13144-473	VCU	14570	14/09/2011	13/09/2020	
Compliance: ALT Holdin, Mitigating	3/2/2023	1114	Verified Ca SONAWAD	Energy indi	01/11/2011	13140-473	VCU	3245	14/09/2011	13/09/2020	
Compliance: ALT Holdin, Mitigating	3/2/2023	1114	Verified Ca SONAWAD	Energy indi	01/01/2011	13142-473	VCU	19773	14/09/2011	13/09/2020	
Compliance: ALT Holdin, Mitigating	3/2/2023	1198	Verified Ca Pembelik	Energy indi	18/02/2011	12176-393	VCU	10000	18/02/2011	17/02/2025	
Compliance: ALT Holdin, Mitigating	3/2/2023	1198	Verified Ca Pembelik	Energy indi	18/02/2011	12176-393	VCU	10000	18/02/2011	17/02/2025	
Compliance: ALT Holdin, Mitigating	3/2/2023	1198	Verified Ca Pembelik	Energy indi	18/02/2011	12176-393	VCU	40000	18/02/2011	17/02/2025	
Compliance: ALT Holdin, Mitigating	3/2/2023	1198	Verified Ca Pembelik	Energy indi	01/01/2011	12174-393	VCU	23086	18/02/2011	17/02/2025	
Compliance: ALT Holdin, Mitigating	3/2/2023	1236	Verified Ca 25 MW Sol	Energy indi	01/12/2011	13688-522	VCU	3293	30/12/2011	29/12/2021	
Compliance: ALT Holdin, Mitigating	3/2/2023	1261	Verified Ca Grid conne	Energy indi	01/08/2011	13396-500	VCU	114254	1/8/2010	31/07/2020	
Compliance: ALT Holdin, Mitigating	3/2/2023	1497	Verified Ca VCS Group	Energy indi	01/01/2011	7345-3858	VCU	31306	12/3/2014	11/3/2024	
Compliance: ALT Holdin, Mitigating	3/2/2023	1736	Verified Ca Grid conne	Energy indi	01/01/2011	9121-6989	VCU	1500	1/1/2014	31/12/2023	

Compliance	ALT Holdin	Mitigating	3/2/2023	1736	Verified Ca Grid conne Energy indi	01/01/201	10967-259	VCU	5284	1/1/2014	31/12/2023
Compliance	ALT Holdin	Mitigating	3/2/2023	1736	Verified Ca Grid conne Energy indi	01/01/201	9033-6258	VCU	17632	1/1/2014	31/12/2023
Compliance	ALT Holdin	Mitigating	3/2/2023	1736	Verified Ca Grid conne Energy indi	01/01/201	9033-6260	VCU	5284	1/1/2014	31/12/2023
Compliance	ALT Holdin	Mitigating	3/2/2023	1736	Verified Ca Grid conne Energy indi	01/01/201	9033-6260	VCU	1500	1/1/2014	31/12/2023
Compliance	ALT Holdin	Mitigating	3/2/2023	1736	Verified Ca Grid conne Energy indi	01/01/201	9033-6260	VCU	5284	1/1/2014	31/12/2023
Compliance	ALT Holdin	Mitigating	3/2/2023	1742	Verified Ca Hydroelect Energy indi	01/01/201	9375-8898	VCU	100000	1/9/2015	31/08/2025
Compliance	ALT Holdin	Mitigating	3/2/2023	1742	Verified Ca Hydroelect Energy indi	01/01/201	9375-9004	VCU	40000	1/9/2015	31/08/2025
Compliance	ALT Holdin	Mitigating	3/2/2023	1742	Verified Ca Hydroelect Energy indi	01/01/201	9375-8806	VCU	3005	1/9/2015	31/08/2025
Compliance	ALT Holdin	Mitigating	3/2/2023	1815	Verified Ca Renewable Energy indi	01/01/201	7261-3815	VCU	815584	28/09/201	27/09/2027
Compliance	ALT Holdin	Mitigating	3/2/2023	1981	Verified Ca Waste Hea Energy indi	01/01/201	12705-425	VCU	30120	1/4/2008	31/03/2018
Compliance	ALT Holdin	Mitigating	3/2/2023	1981	Verified Ca Waste Hea Energy indi	01/04/201	13131-473	VCU	31645	1/4/2008	31/03/2018
Compliance	ALT Holdin	Mitigating	3/2/2023	1981	Verified Ca Waste Hea Energy indi	01/01/201	13130-473	VCU	37485	1/4/2008	31/03/2018
Compliance	ALT Holdin	Mitigating	3/2/2023	1981	Verified Ca Waste Hea Energy indi	01/04/201	13131-473	VCU	9	1/4/2008	31/03/2018
Compliance	ALT Holdin	Mitigating	3/2/2023	1981	Verified Ca Waste Hea Energy indi	01/01/201	13132-473	VCU	36752	1/4/2008	31/03/2018

EXHIBIT D



**CLIMATE
ACTION
RESERVE**

The Climate Action Reserve recognizes

**ALT HOLDINGS for
Mitigating Highland Fairview's World Logistics Center's
GHG emissions**

for outstanding leadership in addressing climate change by offsetting

2,749,060 tonnes of CO2 equivalent emissions.

The Climate Reserve Tonnes (CRTs) were retired from the **Terra Yazoo City # 9, Nitrous Oxide Abatement Project** and **Terra Verdigris #2**, both Nitric Acid N2O- Secondary Catalyst projects developed and independently verified to achieve real, additional, and permanent greenhouse gas emissions reductions.

z Vintage: 2010, 2011, 2012, 2013, 2014, 2015, 2018, 2019

z CRT Serial Numbers: Various

z Retired on: 2/3/2023

K. M. Gorguinpour

Kristen Gorguinpour, Vice President of Programs, Climate Action Reserve



**CLIMATE
ACTION
RESERVE**

The Climate Action Reserve recognizes

ALT HOLDINGS for

Mitigating Highland Fairview's World Logistics Center's GHG emissions

for outstanding leadership in addressing climate change by offsetting

394,119 tonnes of CO2 equivalent emissions.

The Climate Reserve Tonnes (CRTs) were retired from the **Terra Verdigris #2**, a Nitric Acid N2O-Secondary Catalyst project developed and independently verified to achieve real, additional, and permanent greenhouse gas emissions reductions.

z Vintage: 2013

z CRT Serial Number: CAR-1-US-766-30-585-OK-2013-1602-1 to 394119

z Retired on: 2/3/2023

K. M. Gorguinpour

Kristen Gorguinpour, Vice President of Programs, Climate Action Reserve



CLIMATE
ACTION
RESERVE

• • • • • The Climate Action Reserve recognizes • • • • •

ALT HOLDINGS for Mitigating Highland Fairview's World Logistics Center's GHG emissions

for outstanding leadership in addressing climate change by offsetting
230,221 tonnes of CO2 equivalent emissions.

The Climate Reserve Tonnes (CRTs) were retired from the **Terra Verdigris #2**, a Nitric Acid N2O-Secondary Catalyst project developed and independently verified to achieve real, additional, and permanent greenhouse gas emissions reductions.

z Vintage: 2010
z CRT Serial Number: CAR-1-US-766-30-585-OK-2010-601-337622 to 567842
z Retired on: 2/3/2023


K. M. Gorguinpour

Kristen Gorguinpour, Vice President of Programs, Climate Action Reserve



**CLIMATE
ACTION
RESERVE**

The Climate Action Reserve recognizes



ALT HOLDINGS for

Mitigating Highland Fairview's World Logistics Center's GHG emissions

for outstanding leadership in addressing climate change by offsetting
180,575 tonnes of CO2 equivalent emissions.
The Climate Reserve Tonnes (CRTs) were retired from the **Terra Verdigris #2**, a Nitric Acid N2O-Secondary Catalyst project developed and independently verified to achieve real, additional, and permanent greenhouse gas emissions reductions.

z Vintage: 2011

z CRT Serial Numbers: CAR-1-US-766-30-585-OK-2011-1020-356414 to 536988

z Retired on: 2/3/2023

A handwritten signature in cursive script that reads "K. M. Gorguinpour".

Kristen Gorguinpour, Vice President of Programs, Climate Action Reserve



**CLIMATE
ACTION
RESERVE**

The Climate Action Reserve recognizes

ALT HOLDINGS for

Mitigating Highland Fairview's World Logistics Center's GHG emissions

for outstanding leadership in addressing climate change by offsetting

225,924 tonnes of CO2 equivalent emissions.

The Climate Reserve Tonnes (CRTs) were retired from the **Terra Yazoo City # 9, Nitrous Oxide Abatement Project**, a Nitric Acid N2O- Secondary Catalyst project developed and independently verified to achieve real, additional, and permanent greenhouse gas emissions reductions.

z Vintage: 2013

z CRT Serial Numbers: CAR-1-US-768-30-530-MS-2013-1737-11486 to 104496;

CAR-1-US-768-30-530-MS-2013-1539-5262 to 138174

z Retired on: 2/3/2023

K. M. Gorguinpour

Kristen Gorguinpour, Vice President of Programs, Climate Action Reserve



**CLIMATE
ACTION
RESERVE**

The Climate Action Reserve recognizes

ALT HOLDINGS for

Mitigating Highland Fairview's World Logistics Center's GHG emissions

for outstanding leadership in addressing climate change by offsetting

217,837 tonnes of CO₂ equivalent emissions.

The Climate Reserve Tonnes (CRTs) were retired from the **Terra Yazoo City # 9, Nitrous Oxide Abatement Project**, a Nitric Acid N₂O- Secondary Catalyst project developed and independently verified to achieve real, additional, and permanent greenhouse gas emissions reductions.

z Vintage: 2014

z CRT Serial Numbers: CAR-1-US-768-30-530-MS-2014-1736-4245 to 101597;

CAR-1-US-768-30-530-MS-2014-1736-105660 to 109721;

CAR-1-US-768-30-530-MS-2014-2034-1 to 116422

z Retired on: 2/3/2023

K. M. Gorguinpour

Kristen Gorguinpour, Vice President of Programs, Climate Action Reserve



**CLIMATE
ACTION
RESERVE**

The Climate Action Reserve recognizes

ALT HOLDINGS for

Mitigating Highland Fairview's World Logistics Center's GHG emissions

for outstanding leadership in addressing climate change by offsetting

59,877 tonnes of CO2 equivalent emissions.

The Climate Reserve Tonnes (CRTs) were retired from the **Terra Yazoo City # 9, Nitrous Oxide Abatement Project**, a Nitric Acid N2O- Secondary Catalyst project developed and independently verified to achieve real, additional, and permanent greenhouse gas emissions reductions.

z Vintage: 2018

z CRT Serial Numbers: CAR-1-US-768-30-530-MS-2018-5977-1 to 35730;

CAR-1-US-768-30-530-MS-2018-5977-35731 to 39152

CAR-1-US-768-30-530-MS-2018-5644-26570 to 47294

z Retired on: 2/3/2023

K. M. Gorguinpour

Kristen Gorguinpour, Vice President of Programs, Climate Action Reserve



**CLIMATE
ACTION
RESERVE**

• • • • • The Climate Action Reserve recognizes • • • • •

**ALT HOLDINGS for
Mitigating Highland Fairview's World Logistics Center's GHG emissions**

for outstanding leadership in addressing climate change by offsetting
111,655 tonnes of CO2 equivalent emissions.
The Climate Reserve Tonnes (CRTs) were retired from the **Terra Yazoo City # 9, Nitrous Oxide Abatement Project**, a Nitric Acid N2O- Secondary Catalyst project developed and independently verified to achieve real, additional, and permanent greenhouse gas emissions reductions.

z Vintage: 2019
z CRT Serial Numbers: CAR-1-US-768-30-530-MS-2019-5976-1 to 111655
z Retired on: 2/3/2023

K. M. Gorguinpour

Kristen Gorguinpour, Vice President of Programs, Climate Action Reserve



**CLIMATE
ACTION
RESERVE**

The Climate Action Reserve recognizes

ALT HOLDINGS for

Mitigating Highland Fairview's World Logistics Center's GHG emissions

for outstanding leadership in addressing climate change by offsetting

69,779 tonnes of CO2 equivalent emissions.

The Climate Reserve Tonnes (CRTs) were retired from the **Terra Yazoo City # 9, Nitrous Oxide Abatement Project**, a Nitric Acid N2O- Secondary Catalyst project developed and independently verified to achieve real, additional, and permanent greenhouse gas emissions reductions.

z Vintage: 2010

z CRT Serial Numbers: CAR-1-US-768-30-530-MS-2010-607-93484 to 163262

z Retired on: 2/3/2023

A stylized, handwritten signature in black ink, reading "K. M. Gorguinpour".

Kristen Gorguinpour, Vice President of Programs, Climate Action Reserve



**CLIMATE
ACTION
RESERVE**

The Climate Action Reserve recognizes



ALT HOLDINGS for

Mitigating Highland Fairview's World Logistics Center's GHG emissions

for outstanding leadership in addressing climate change by offsetting

259,577 tonnes of CO2 equivalent emissions.

The Climate Reserve Tonnes (CRTs) were retired from the **Terra Yazoo City # 9, Nitrous Oxide Abatement Project**, a Nitric Acid N2O- Secondary Catalyst project developed and independently verified to achieve real, additional, and permanent greenhouse gas emissions reductions.

z Vintage: 2011

z CRT Serial Numbers: CAR-1-US-768-30-530-MS-2011-1044-1 to 221182;

CAR-1-US-768-30-530-MS-2011-1413-1 to 8588;

CAR-1-US-768-30-530-MS-2011-606-25001 to 54807

z Retired on: 2/3/2023

K. M. Gorguinpour

Kristen Gorguinpour, Vice President of Programs, Climate Action Reserve



**CLIMATE
ACTION
RESERVE**

The Climate Action Reserve recognizes

ALT HOLDINGS for

Mitigating Highland Fairview's World Logistics Center's GHG emissions

for outstanding leadership in addressing climate change by offsetting
85,557 tonnes of CO2 equivalent emissions.

The Climate Reserve Tonnes (CRTs) were retired from the **Terra Yazoo City # 9, Nitrous Oxide Abatement Project**, a Nitric Acid N2O- Secondary Catalyst project developed and independently verified to achieve real, additional, and permanent greenhouse gas emissions reductions.

z Vintage: 2012

z CRT Serial Numbers: CAR-1-US-768-30-530-MS-2012-1540-1 to 85557

z Retired on: 2/3/2023

K. M. Gorguinpour

Kristen Gorguinpour, Vice President of Programs, Climate Action Reserve